2021-22 CALGARY FLAMES

MEDIA GUIDE

CALGARYFLAMES.COM

PLASTIC
WASTE
IS A
PROBLEM.
INNOVATION
IS OUR
SOLUTION.

END PLASTIC WASTE

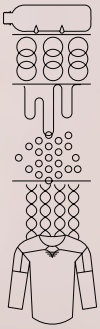

ADIZERO PRIMEGREEN. MADE IN PART WITH RECYCLED MATERIALS.

adidas

NHL®

©NHL 2021

CALGARY FLAMES HOCKEY CLUB

Scotiabank Saddledome, P.O. Box 1540, Station M, Calgary, AB, Canada T2P 3B9
Phone: 403-777-2177 | Fax: 403-777-2199 | calgaryflames.com

CALGARY FLAMES 42ND SEASON | MEMBER OF THE NHL FOR 49 SEASONS

TABLE OF CONTENTS

Club Directory	2
Media Guidelines Summary	3
History of the Franchise	4
Owners' Biographies	5-7
John Bean, President and CEO	8
Hockey Club Personnel	9-21
Hockey Club Office Staff	22
Hockey Hall of Fame	23-28
NHL All-Star Selections	29
Flames All-Time Trophy Winners	30
The J.R. McCaig Memorial Award	31
The Ralph and Sonia Scurfield Humanitarian Award	32
Daryl Seaman Award	33
Harley H. Hotchkiss Award	34
The Dick Dillman Award	35
Calgary Flames Foundation	36-38
Calgary Flames Foundation Inclusion Program	39-43
THE PLAYERS	45-93
IN THE SYSTEM	94-115
2021 Training Camp Roster	116
2021 NHL Draft	117-118
NHL Draft History	118-123
Managers and Coaches History	124
Coaching Stats	125
Captains/1000th Game/Retired Jerseys/Forever a Flame	126
FLAMES YEAR-BY-YEAR RESULTS	127-168
Game-by-Game Results	169-185
2020-21 RESULTS	187
2020-21 NHL Statistics	188
Highs & Lows	189-191
2020-21 Scoring Summary	191
2020-21 Top Scorers	192
Scoring Breakdown	193-195
2020-21 Results Overall	196-197
2020-21 Results Home/Results Road	198-199
2021 Stanley Cup Results/Divisional Alignment	200
2020-21 FLAMES VS NHL TEAMS	201
ALL-TIME TEAM RECORDS	208
All-Time Team Records – Overall	209
All-Time Records – Home and Road	210-211
Overtime Results	212
Month by Month All-Time Records	213
Opening Game/Home Attendance	214
Yearly Leaders	215
Penalty Shots	216-217
All-Time Leaders	218-220
All-Time Top Seasons	221-223
Career Scoring	224-229
Career Goaltenders	230
Lifetime Shutouts	231-234
Home & Away vs. NHL	235-236
All-Time Team Records	237-238
All-Time Individual Records	239-240
PLAYOFF RECORDS	241
All-Time Playoff Results	242-243
All-Time Playoff Overtime Games	244
All-Time vs. Other Teams	245
All-Time Playoff Leaders	246-249
Playoff Team Records	250-253
Playoff Individual Records	253-254
All-Time Playoff Series Records	255
All-Time Roster	256-266
All-Time Sweater Roster	267-271
2020-21 NHL On-Ice Officials	272
2020-21 NHL Critical Dates Calendar	272
Stockton Heat - AHL Affiliate	273-275
Kansas City Mavericks - ECHL Affiliate	276-278

EDITORS: Peter Hanlon, Sean Kelso, Dalton Ulrich, Jordan Bay

GRAPHIC DESIGN: Creative Services, Calgary Sports and Entertainment Corporation

The Calgary Flames Media Guide is published by the Calgary Flames Hockey Club.

Copyright 2021 Calgary Flames Hockey Club. All rights reserved.

The information and photos contained in this Media Guide cannot be used for commercial purposes without the prior written consent of the Calgary Flames Hockey Club.

CLUB DIRECTORY

OWNERS

N. Murray Edwards (Chairman), Alvin G. Libin, Allan P. Markin, Jeffrey J. McCaig

EXECUTIVE

President & CEO of CSEC ..... John Bean
General Manager ..... Brad Treliving
Chief Financial Officer ..... Cameron Olson
Senior V.P., Hockey Operations ..... Don Maloney
E.V.P., Event Centre and Revenue Development ..... Rollie Cyr
V.P., Building Operations ..... Susan Darrington
V.P., Sports Property Sales & Marketing ..... Gordon Norrie
V.P., Sales, Customer Service, Ticketing ..... Mike Franco
V.P., Communications ..... Peter Hanlon
V.P., Food & Beverage and Information Technology ..... Ziad Mehio
V.P., Finance ..... Paul Kong
Executive Director, Calgary Flames Foundation ..... Candice Goudie
Senior Director, Corporate Security ..... Ken Thrower
Director, Retail ..... Brent Gibbs
Director, Human Resources ..... Deidra Campagna
Exec. Asst. to President & CEO ..... Coralie Baun

HOCKEY CLUB PERSONNEL

General Manager ..... Brad Treliving
Sr. V.P., Hockey Operations ..... Don Maloney
Assistant GMs ..... Craig Conroy, Brad Pascall, Chris Snow
Director, Hockey Administration ..... Mike Burke
Director, Team Operations ..... Sean O'Brien
Head Coach ..... Darryl Sutter
Associate Coach ..... Kirk Muller
Assistant Coaches ..... Ryan Huska, Cail MacLean
Assistant Coach, Video ..... Jamie Pringle
Goaltending Coach ..... Jason LaBarbera
Exec. Asst. to General Manager and
Sr. V.P., Hockey Operations ..... Brenda Koyich
Exec. Asst. to Assistant General Managers ..... Anita Cranston
Director, Goaltending ..... Jordan Sigalet
Mental Performance Coach ..... Matt Brown
Director of Player Development ..... Ray Edwards
Development Coach ..... Martin Gelinas
Player Assistance ..... Brian McGrattan
Player Development/Skills Consultant ..... Darren Rommerdahl
Skating Coach ..... Danielle Fujita
Director, Pro Personnel ..... Derek MacKinnon
Pro Scouts ..... Steve Pleau, Derek Clancey
Director, Amateur Scouting ..... Tod Button
Assistant Directors, Amateur Scouting ..... Fred Parker, Rob Sumner
Amateur Scouts ..... David Akerblom, Mike Craig,
..... Jim Cummins, Terry Doran, Ari Haanpaa, Trevor Hanson,
..... Darren Kruger, Patrick Lachance, Allister MacNeil,
..... Robert Neuhauser, Billy Powers, Jason Taylor
Database Architect/Analyst ..... David Johnson
Video Analysis ..... Connor Rankin
Quantitative Analyst ..... Michael Charron

MEDICAL | TRAINING STAFF

Director of Sports Performance ..... Ryan van Asten
Assistant Strength Coach ..... Rick Davis
Athletic Therapist ..... Kent Kobelka
Assistant Athletic Therapist ..... Michael Gudmundson
Massage Therapist/Assistant Athletic Therapist ..... James Borrelli
Rehabilitation Physiotherapist ..... Kevin Wagner
Head Equipment Manager ..... Mark DePasquale
Assistant Equipment Manager ..... Corey Osmak
Equipment Manager Assistant ..... Ben Dumaine
Head Physician ..... Dr. Ian Auld
Team Physicians ..... Dr. Jim Thorne, Dr. David Manning
Team Orthopedic Surgeons .... Dr. Richard Boorman, Dr. Stephen French
Team Dentists ..... Dr. Kristin Yont, Dr. Monty Gaur

STOCKTON HEAT

President ..... Jamie Cochrane
General Manager ..... Brad Pascall
Head Coach ..... Mitch Love
Assistant Coaches ..... Joe Cirella, Don Nachbaur
Goaltending Coach ..... Thomas Speer
Strength & Conditioning Coach ..... Gord Farnell
Video Coach/Team Operations ..... Kohl Schultz
Head Athletic Trainer ..... Bryan Erspamer
Head Equipment Manager ..... Peter Bureaux
Assistant Equipment Manager ..... Ryan Campbell

COMMUNICATIONS

V.P., Communications ..... Peter Hanlon
Director, Communications & Media Relations ..... Sean Kelso
Public Relations Coordinator ..... Dalton Ulrich

ADMINISTRATION AND OFFICE STAFF

Exec. Asst. to President & CEO & CFO
& Exec. V.P. Event Centre ..... Coralie Baun
Senior Director, National Partnerships & Broadcast ..... Kevin Gross
Senior Director, Game Presentation & Events ..... Geordie Macleod
Senior Director, Broadcast & Production ..... Carlo Petrini
Executive Assistant, Marketing ..... Lori McCarry
Executive Assistant to V.P.,
Sales, Customer Service & Ticketing ..... Tracy Wood
Director, Human Resources ..... Deidra Campagna
Director, Retail ..... Brent Gibbs
Director, Ticketing, CRM & Retention ..... Jason Kelly
Director, Sales & Luxury Suites ..... Marc Leost
Director, Restaurants and Suites ..... Dan Kumar
Director, Food Services ..... Julien Lavoie
Director, Digital Content/Social Media ..... Ty Pilson
Director, Marketing & Promotions ..... Ryan Popowich
Executive Director, Charitable Foundations
& Community Investment ..... Candice Goudie
Manager, Executive Suites ..... Luke Dauray
Manager, Creative Services ..... Chris Huey
Manager, Information Technology ..... Richard Tenhove

SCOTIABANK SADDLEDOME

V.P., Building Operations ..... Libby Raines, Susan Darrington
Sr. Director, Corporate Security ..... Ken Thrower
Manager, Security, Parking & Loss Prevention ..... Bob Godun

AFFILIATES

Radio Affiliate ..... The FAN 960 (960 AM)
TV Affiliate ..... Rogers Sportsnet, CBC-TV, TSN

MEDIA GUIDELINES

Peter Hanlon
VP, COMMUNICATIONS

Sean Kelso
DIRECTOR, COMMUNICATIONS & MEDIA RELATIONS



Dalton Ulrich
PUBLIC RELATIONS COORDINATOR

Jordan Bay
COMMUNICATIONS COORDINATOR

MEDIA PROTOCOLS FOR THE 2021–22 SEASON AT SCOTIABANK SADDLEDOME

Media in attendance for games and/or practices must provide proof of double vaccination upon entry into the Scotiabank Saddledome and wear a mask at all times unless actively eating or drinking.

For practices, media are to enter through the LOT D Media Entrance where media will go through security and be asked to show proof of vaccination. Media are to walk around to the Media Lounge and up to the concourse (seating in section 212 and 213) to view practice.

Players and Head Coach, Darryl Sutter will be made available, upon request, following the conclusion of practice in the Ed Whalen Media Lounge.

Media are to make Flames communications staff aware of their attendance for games at the Scotiabank Saddledome. For games, media will enter through the Lot D Media Entrance where they will be screened and asked to provide proof of double vaccination. Media are to walk around to the media elevator to get up to the press box to where they will have an assigned seat. *Media meals will be 'grab n' go',' we ask you to take your meal to your work station or assigned seat in the press box.

On request, media availabilities will take place following the game in the Ed Whalen Media Lounge in a press conference format.

Please request credentials no later than 24 hours in advance of the game in which you've been assigned to cover. Credential requests can be sent by email to Jordan Bay (jbay@calgaryflames.com).

Please note practice and morning skate times may vary. Please check www.flamesmedia.ca and @NHLFlamesPR on Twitter for practice time updates.

The Flames ask that all media in attendance continue to follow basic Covid-19 protocol and ensure you are using hand sanitizer, wearing your mask, continuing to follow social distancing rules, and respecting those around you while inside the Scotiabank Saddledome. The press box and media lounge provided to media will be sanitized and disinfected daily.

The Flames, Management, and staff appreciate your cooperation and look forward to seeing you at the Scotiabank Saddledome this season.

WEB: flamesmedia.ca **TWITTER: @NHLFlamesPR**

This is a summary of the comprehensive NHL media/broadcast access policies.

HISTORY OF THE FRANCHISE

In May 1980, a group of Calgary community leaders consisting of Daryl "Doc" Seaman along with his brother Byron "B.J." Seaman, Harley Hotchkiss, Norm Green, Ralph and Sonia Scurfield and Norman Kwong announced the acquisition of the Atlanta Flames and declared their intention to relocate the franchise to Calgary, Alberta. It is these individuals whom we need to thank for their visionary leadership in bringing the National Hockey League to Calgarians. On October 9, 1980, in front of a standing room only crowd at the legendary Stampede Corral, the Calgary Flames took to the ice for the franchise's first game.

Since that first season, the Flames have amassed an impressive record of achievements. The team has claimed two Smythe Division championships (1985-86, 1988-89), two Clarence Campbell Conference titles (1985-86, 1988-89), three Pacific Division titles (1993-94, 1994-95, 2018-19), two Presidents' Trophies (1987-88, 1988-89), and has advanced to the Stanley Cup Final three times (1986, 1989, 2004), and crowned Stanley Cup Champions in 1989.

The 1980's Smythe Division was known as the toughest path to take in order to earn your way to the Conference Finals and eventually on to the Stanley Cup. Consisting of bitter western Canadian rivals like Edmonton, Vancouver and Winnipeg, it was a battle every season to claim the division title. Under the direction of GM Cliff Fletcher, Head Coaches "Badger" Bob Johnson and Terry Crisp and the leadership of Hockey Hall of Famers Lanny McDonald, Al MacInnis and Joe Nieuwendyk, Calgary would advance to the Stanley Cup Finals on two occasions in that era. After falling to the Montreal Canadiens in five games in the 1986 Final, the Flames defeated the Habs to claim the Stanley Cup in a thrilling six-game series in 1989, the only visiting team ever to win the Cup on Montreal Forum ice. After only nine seasons of calling Calgary home, the Flames had delivered hockey's ultimate prize to Calgarians. Stanley Cup Champions!

The foundation of the Calgary Flames has always been with the commitment of the franchise's rock solid community focused ownership group. Hockey Hall of Fame inductees Doc Seaman and Harley Hotchkiss maintained the stewardship of the team for over 30 years and hand selected like-minded partners who would ensure the team's viability and their vision long after they had passed the torch. In the mid-1990's current Chairman Murray Edwards joined along with J.R. "Bud' McCaig, Allan Markin and Alvin Libin. The Flames future was in good hands.

In 2003 the Flames ownership group welcomed Clayton Riddell. And the 2003-2004 season would see Calgary reach the Finals once again. Led by Alberta born Head Coach Darryl Sutter, captained by the iconic Jarome Iginla and backstopped by the franchise's winningest goalie, Miikka Kiprusoff ,the Flames eliminated three of the top teams in the League en-route to a seven-game series for the Stanley Cup with the Tampa Bay Lightning. In a hard fought winner take all Game 7, the Flames would fall a goal short in a 2-1 victory for the Lightning.

The legacy of some of the great players who donned that Flames jersey can still be seen with the collection of retired and honoured jersey numbers in the rafters of the Scotiabank Saddledome including Lanny McDonald (#9), Jarome Iginla (#12), and Mike Vernon (#30) and "Forever a Flame" inductees Al MacInnis (#2) and Joe Nieuwendyk (#25).

The Flames' ownership's commitment to Calgary and the growth and health of hockey has led to their increasing involvement not just in hockey, but also in other local professional and amateur sports teams. They created the Calgary Flames Foundation, the charitable arm of the franchise, which has injected more than $50 million into southern Alberta communities since its inception in 1983. Their legacy is also maintained through the Flames Alumni Association. Founded in 1993, the Flames Alumni is one of the oldest and most active charitable chapters in the NHL.

Today the Calgary Flames are stewarded by Chairman N. Murray Edwards, Alvin G. Libin, Allan P. Markin and Jeffrey J. McCaig. The mandate remains the same as our original founding ownership group – WIN THE STANLEY CUP - and make a quality contribution to the Calgary and southern Alberta community.

CALGARY FLAMES OWNERSHIP GROUP

N. MURRAY EDWARDS

N. Murray Edwards is owner of Edco Financial Holdings Ltd., a merchant banker since 1988. He is a leading investor in, and managing director and chairman of, numerous publicly traded companies including Canadian Natural Resources Limited, and Ensign Energy Services Inc. Today, these companies employ over 25,000 individuals. He is also a chairman, director and co-owner of the Calgary Flames Hockey Club.

Mr. Edwards graduated with a Bachelor of Commerce from the University of Saskatchewan with Great Distinction and a Bachelor of Laws with Honours from the University of Toronto. After moving to Calgary in 1983, he became a lawyer and later a Partner with Burnet, Duckworth & Palmer, a Calgary-based law firm.

ALVIN G. LIBIN

Alvin G. Libin is a native Calgarian with business interests in real estate, oil and gas and financial services. Mr. Libin is the President and Chief Executive Officer of Balmon Investments Ltd., a private management services and investment company. He has a strong commitment to the City of Calgary and to the Province of Alberta and has provided leadership in various volunteer positions.

In 2003, Mr. Libin and his wife Mona, through The Alvin and Mona Libin Foundation, established The Libin Cardiovascular Institute of Alberta in partnership with the University of Calgary and Alberta Health Services. Its mission is to provide world-class cardiovascular health care, education and research for southern Alberta. Mr. Libin is an Officer of the Order of Canada and holds an Honorary Doctors of Laws degree from the University of Calgary. He was inducted into the Alberta Order of Excellence in 2004.

CALGARY FLAMES OWNERSHIP GROUP

ALLAN P. MARKIN

Allan Markin is a native Calgarian and longtime philanthropist. He is a 1968 graduate of the University of Alberta with a Bachelor of Science Degree in Chemical Engineering. He became an owner of the Calgary Flames hockey club in 1994.

In 1989, together with Murray Edwards, Allan founded Canadian Natural Resources Limited. As Chairman, Allan was instrumental in growing the company from a small operation of six employees with limited capital to the largest oil and gas producer in Canada and one of the most successful operators in the world. Allan supported Canadian Natural's progressive and innovative corporate commitment to a health and wellness system for employees, which later evolved into the Pure North S'Energy Foundation.

A passionate advocate for better health, Allan stepped down as Chairman of Canadian Natural Resources Limited in 2012 to focus his energy on the wellness program he had founded at Pure North. Pure North is an innovative wellness program focused on the prevention of chronic disease. Together they strive to educate the population on the importance of optimized nutrition and prevention.

Mr. Markin is the founding funder of APPLE Schools, a charitable organization established in 2007 under his leadership to make children in Alberta healthier. He currently serves as a member and a trusted advisor on the board of directors and has helped the project diversify its funding base to include government and corporate contributions. Mr. Markin's leadership has helped APPLE Schools to expand to 75 schools across British Columbia, Alberta, Northwest Territories, and Manitoba, helping over 21,000 students in urban and rural areas, including First Nations communities. The success of the award-winning project is demonstrated by over 10 years of research stating that APPLE Schools increases physical activity levels, improves healthy eating habits and mental health, and reduces obesity and chronic disease in a cost effective manner.

In recognition of his tremendous support of education, Allan has received honorary degrees from the Universities of Alberta, Calgary, Lethbridge and St. Francis Xavier. Mr. Markin is a Founder of St. Mary's University and was bestowed an honorary fellowship from St. Mary's University in 2004 and the Order of Excellence in 2019. In accepting The Fraser Institute's T. Patrick Boyle Founder Award in 2010, Allan spoke of individual value and personal responsibility.

The Mayor of the City of Calgary bestowed him with the Citizen of the Year award for 2004 and he received the Alberta Centennial Medal in 2005. In July 2008, Mr. Markin was appointed as an Officer of the Order of Canada by the Governor General. He received The Alberta Order of Excellence in October 2008. In the fall of 2009, he was inducted into the Calgary Business Hall of Fame. In March 2012, Allan was recognized as the Canadian Business Leader of the Year Award by the Alberta School of Business of the University of Alberta. In the summer of 2012 Allan was presented with the Queen Elizabeth II Diamond Jubilee Medal.

Although diversified, his main philanthropic objective is to enhance education tied to health and wellness.

CALGARY FLAMES OWNERSHIP GROUP

JEFFREY J. McCAIG

Jeffrey J. McCaig is Chairman of the Trimac Transportation group of companies. Trimac is one of the largest providers of bulk trucking services in North America and also provides complementary logistics services, including transload facility operations, distribution management, and freight brokerage.

Jeff has been with the Trimac Group of Companies since August 1983. He became President of Trimac Corporation in 1990 and was Chief Executive Officer from 1994 to 2015. Prior to Joining Trimac in 1983, Mr. McCaig practiced law in Calgary, first as an associate of MacKimmie Matthews, then through Jeffrey J. McCaig Professional Corporation, focusing on corporate financing and securities. He continues to be a member of the Law Society of Alberta.

In addition to being a Director and chairing the Boards of the Trimac group of companies, Mr. McCaig is a Director of MEG Energy, a Canadian oil sands company and a Director of Grayhawk Investments Strategies Inc., an investment management company. He is also a Director and Chairman of Bantrel Company, an engineering and construction company and a Director and Co-owner of the Calgary Flames Hockey Club. He also serves as Chairman of the Calgary Flames Foundation.

He obtained his undergraduate degree in Economics from Harvard; his law degree from Osgoode Hall Law School in Toronto, Canada; and his Master of Science in Management degree from Stanford University.

Jeff is married with three grown children and resides in Calgary, Alberta.

PRESIDENT AND CHIEF EXECUTIVE OFFICER

JOHN BEAN

John Bean joined Calgary Sports and Entertainment Corporation (CSEC) in January 2010 in the role of Senior Vice President, Finance and Administration and CFO. Bean was named the Chief Operating Officer of CSEC in September 2013, President in July of 2018 and President and CEO in July 2019.

In his role as President and CEO, Bean is responsible for all aspects of operations for all five teams owned by CSEC including the Calgary Flames of the National Hockey League (NHL), the Stockton Heat of the American Hockey League (AHL), the Calgary Stampeders of the Canadian Football League (CFL), the Calgary Roughnecks of the National Lacrosse League (NLL) and the Calgary Hitmen of the Western Hockey League (WHL).

In the summer of 2013, Bean lead the restoration and recovery of the Scotiabank Saddledome which was significantly impacted by the floods of 2013. In less than 70 days the entire event level of the Saddledome was stripped down to the concrete and rebuilt in time for the 2013/2014 NHL hockey season.

Mr. Bean is the Lead Governor on the CFL Board of Governors and is a Governor on the WHL Board of Governors and an Alternate Governor on the NHL Board of Governors. In addition, Mr. Bean is a member of the Board of Directors of the Calgary Flames Foundation.

Prior to joining CSEC, Bean, a Chartered Accountant, held a variety of senior executive roles in the oil and gas services industry including Vice President, Finance with CCS Corporation Ltd. and Chief Financial Officer with Hazco Environmental Services Ltd.

Bean was born and raised in Saskatoon and attended the University of Saskatchewan. He and his wife Rhonda moved to Calgary in 1988 where they have raised two children.

HOCKEY CLUB PERSONNEL

BRAD TRELIVING - GENERAL MANAGER

Brad joined the Calgary Flames organization on April 28, 2014 and is now in his eighth season as the Flames General Manager. In his position with Calgary, he is responsible for all team personnel decisions, both players and staff; manage the amateur and pro scouting staffs; as well as other administrative duties required of the general manager. He is also responsible for all player personnel assignments with Flames' minor league affiliates.

Treliving served as the Vice President of Hockey Operations & Assistant General Manager with the Phoenix Coyotes for seven seasons prior to coming to Calgary. With Phoenix, Treliving worked on the day-to-day administration of the Coyotes' hockey operations. Treliving also served as General Manager of the club's American Hockey League affiliate, the Portland Pirates.

Prior to his role with the Coyotes, Treliving served as the President of the Central Hockey League (CHL) for seven years. During his tenure, he guided the CHL to remarkable growth and development including numerous successful expansion franchises. In 1996 Treliving co-founded the Western Professional Hockey League (WPHL) and served as the league's Vice President and Director of Hockey Operations for five seasons. The native of Penticton, BC played an integral role in the merger of the WPHL and the CHL in May 2001 upon which he began his tenure as President of the league.

Prior to his front office career, Treliving played five seasons of professional hockey from 1990-91 to 1994-95 in the IHL, the AHL and the ECHL. A defenseman, Treliving registered 17 goals and 85 assists for 102 points and 811 penalty minutes in 243 games in the ECHL. As a junior, the Penticton, BC native, played in both the BCJHL and two years in the WHL.

Treliving and his wife Julie have two daughters, Ryann and Reese, and reside in Calgary.

HOCKEY CLUB PERSONNEL

DON MALONEY - SENIOR VICE PRESIDENT, HOCKEY OPERATIONS

Don Maloney, a native of Lindsay, Ontario, enters his fourth season as Senior Vice President of Hockey Operations with the Flames.

Maloney originally joined the Flames in 2016 as a Pro Scout following nine seasons as Executive Vice President, General Manager and Alternate Governor of the Arizona Coyotes. In nine seasons as the Coyotes general manager, Maloney led the team to three postseason appearances and ranks first all-time in Coyotes franchise history in wins by a general manager.

Maloney received the inaugural NHL General Manager of the Year Award following the 2009-10 season after steering the Coyotes through a turbulent off-season and charting the course for the most successful regular season in franchise history.

Prior to joining the Coyotes in 2007, he spent the previous 10 seasons as a member of the New York Rangers' front office, most recently serving as the team's Vice President of Player Personnel and Assistant General Manager.

Maloney also served as Assistant General Manager for Team Canada squads that won gold medals at the 2003 and 2004 IIHF World Championship in Finland and Czech Republic, respectively.

Maloney's first front office position in the NHL was Assistant General Manager of the New York Islanders following his retirement as a player with the club on Jan. 17, 1991. Maloney later served as General Manager from Aug. 17, 1992 to Dec. 2, 1995.

Maloney also served as Eastern Professional Scout for the San Jose Sharks during the 1996-97 season prior to joining the Rangers' front office.

The Rangers selected Maloney in the second round (26th overall) of the 1987 NHL Entry Draft. As a player, he registered 214 goals, 350 assists and 564 points and 815 penalty minutes in 765 regular season games over 13 NHL seasons with the Rangers, Hartford Whalers and Islanders. He also collected 22 goals, 35 assists and 57 points in 94 career Stanley Cup playoff games.

Maloney played in the NHL All-Star Game in 1983 and 1984. He was named Most Valuable Player of the 1984 All-Star Game.

Maloney received the Rangers' "Players Player" Award as voted by teammates on three occasions (1979-80, 1980-81, and 1986-87). He also won the Rangers' "Crumb Bum" Award for service to New York youngsters in 1984 and the team's Good Guy Award in 1981 for cooperation with the media.

HOCKEY CLUB PERSONNEL



CRAIG CONROY - ASSISTANT GENERAL MANAGER

Conroy is in his eighth season as the Flames Assistant General Manager after three seasons as the Special Assistant to General Manager. He started his illustrious career at Clarkson University in his hometown of Potsdam, NY, before being drafted by the Montreal Canadiens in the 6th round (123rd overall) of the 1990 NHL Entry Draft. He finished his four years at Clarkson followed by three years split between Montreal and Fredericton.

At the start of the 1996 season, Conroy was traded to the St. Louis Blues where he spent the next five years of his career before being traded to the Calgary Flames in March of 2001. During the 2001-02 season, he scored a career high 75 points, helping Jarome Iginla reach the 50 goal plateau for the first time in his career. Conroy continued to produce offensively and was a major contributor in the teams' 2004 Stanley Cup Playoffs run.

After signing with Los Angeles during the summer of 2004, Craig returned to the Flames on January 30, 2007. During his career, he amassed a total of 1009 games with 507 of those games being played in a Flames uniform. On October 28th, 2010, he celebrated his 1000th career game in front of the hometown fans at the Scotiabank Saddledome before retiring from the NHL in February of 2011 after 17 seasons spent with Montreal, St. Louis, Los Angeles and Calgary. During his career he recorded 542 points including 182 goals while notching another 30 points in 81 playoff games.

Craig and his wife Jessie have three daughters; Taylor, Sophia and Sydney.

BRAD PASCALL - ASSISTANT GENERAL MANAGER

Brad joined the Calgary Flames organization as Assistant General Manager on June 6, 2014 after serving as the Vice-President of Hockey Operations/Men's National Teams with Hockey Canada since 2010. He brings an abundance of building winning teams and developing players through his international hockey experience and gold medal successes at Hockey Canada. During his 18 years at Hockey Canada, he also served as Hockey Canada's Senior Director of Men's National Teams from 2006 to 2010 and held the title of Senior Director of Communications from 1998 to 2009.

Among his achievements, he played an instrumental role, as part of the management group with Steve Yzerman, for Canada's gold medal Men's Olympic Team at the 2014 Olympic Winter Games in Sochi, Russia. Four years earlier, he collected gold with the Men's Olympic Team at the 2010 Olympic Winter Games in Vancouver. He has also been the lead member of hockey operations and Assistant General Manager for Canada at the IIHF World Championship in 2011, 2012, 2013 and 2014 and directed and led Canada's National Junior Team as the team's General Manager to gold medals at the 2007, 2008 and 2009 IIHF World Junior Championships and a silver medal in 2010. Brad's gold medal collection as the head of team hockey operations also includes the Canada/Russia Super Series in the summer of 2007 and with Canada's National Men's Summer Under-18 Team at the 2006, 2012, 2013 and 2014 Ivan Hlinka events featuring Canada's best Under 18 players.

Prior to advancing to the lead position with hockey operations, he led the communications and media relations for Canada's national teams at the 2002 and 2006 Olympic Winter Games, the 2004 World Cup of Hockey, eight IIHF World Championships (1998, 2000, 2001, 2002, 2003, 2004, 2005, 2008), four IIHF World Junior Championships (1999, 2003, 2005, 2006) and two IIHF World Women's Championships (2000, 2004) and was Coordinator of Media Relations for Canada at the 1996 World Cup of Hockey.

Drafted by the Buffalo Sabres in the fifth round (103rd overall) of the 1990 NHL Entry Draft, Pascall played two seasons in the AHL with Rochester and two seasons in the ECHL with South Carolina and Birmingham after four seasons (1988-92) at the University of North Dakota. He and his wife, Cassie and daughter Brooke make Calgary their home year round.

HOCKEY CLUB PERSONNEL

CHRIS SNOW - ASSISTANT GENERAL MANAGER

Chris Snow is in his fifteenth NHL season and tenth with the Calgary Flames. Snow began with the club in 2011 as director of hockey analysis. In his current role as Assistant General Manager, Chris works closely with general manager Brad Treliving on all hockey-related matters with an emphasis on utilizing data to inform decision making across hockey operations. Under Snow's direction the Flames have built out a hockey research and development department that supports several aspects of the Flames' hockey operation, including player identification, player performance and game strategy. Additionally, Chris is involved in all player contract research and negotiation.

He previously worked as director of hockey operations for the Minnesota Wild between 2006 and 2010. Before entering team management, Chris worked as an NHL and MLB beat writer, covering the Minnesota Wild for the Minneapolis Star Tribune and the Boston Red Sox for the Boston Globe.

A native of Melrose, Massachusetts, Chris earned degrees in journalism and policy studies at Syracuse University. Chris and with his wife, Kelsie, have a son, Cohen, and daughter, Willa.

MIKE BURKE - DIRECTOR, HOCKEY ADMINISTRATION

The 2021-22 NHL season represents Mike Burke's thirty-ninth year with the Calgary Flames. Since the start of the 1994-95 campaign, when Burke moved to the hockey department and was promoted to his current position, he has been responsible for the administration of the hockey club. He works closely with General Manager Brad Treliving in managing many facets of the Flames hockey operations. Burke's vast experience in hockey-related issues has made him a valuable part of the hockey staff. His main responsibilities include salary cap management, scheduling, contract research, analysis and negotiation, player assignments, preparation of salary arbitrations, liaison between the NHL and the Flames regarding all aspects of hockey administration, monitoring collective bargaining issues and helping coordinate the day-to-day operations of the Club.

Prior to his current appointment, Burke was responsible for the Club's media relations and communications. A graduate of the Public Relations program at Mount Royal College, Burke began his sports administration career with the Saskatoon Blades (WHL) in 1980 before serving two seasons as General Manager of a minor-pro team in the Montreal Expos' organization. He has often worked with the NHL in both NHL All-Star Games and NHL Stanley Cup Final events. In 1996, Burke was added as a member of Team Canada's hockey operation staff for the World Cup of Hockey tournament.

A native of Plato, Saskatchewan, Burke has two boys Keaton and Reid.

HOCKEY CLUB PERSONNEL

DARRYL SUTTER - HEAD COACH

Darryl Sutter was named as the Flames 21st Head Coach on March 4, 2021. Sutter coached Los Angeles from 2011-2017 winning the Stanley Cup in 2012 & 2014. He has been a head coach in the NHL for 18 seasons with Chicago, San Jose, Calgary and Los Angeles accumulating a 634-467-101-83 record which ranks him 17th in NHL history for wins and 12th in Stanley Cups won. He has had winning seasons in 15 of his 18 years behind an NHL bench as head coach. Most recently he was named as an advisor to the Anaheim Ducks coaching staff in July of 2019.

This is Sutter's second stint with the Flames after originally being named as the team's head coach on December 28, 2002 and coaching through July 12, 2006. He was also the team's General Manager from April 11, 2003 through December 28, 2010. In his first full season with Calgary, Darryl guided the Calgary Flames to game seven of the Stanley Cup Finals in 2004 and had a winning record all three seasons behind the Flames bench with a 107-73-15-15 record.

Sutter played eight NHL seasons all with the Chicago Blackhawks from 1979-1987 scoring 161 goals and 118 assists for 279 points and 288 penalty minutes in 406 regular season games in addition to his 43 points in 51 playoff games.

Darryl and his wife Wanda have three children, Brett, Jessie and Christopher and currently reside in Viking, Alberta.

HOCKEY CLUB PERSONNEL

KIRK MULLER - ASSOCIATE COACH

Kirk Muller is in his first season as an Associate Coach with the Flames. Muller has an extensive coaching resume that started as an assistant coach with Montreal for five seasons from 2006-07 until 2010-11. He went on to become Carolina's head coach in 2011-12 through 2013-14. He spent two seasons as an assistant with St. Louis in 2014-15 before returning to Montreal in 2016-17 as an associate coach where he recently concluded his tenure in February of the 2020-21 season.

The Kingston, Ontario native played 19 NHL seasons starting in 1984–85 with time spent in New Jersey, Montreal, New York Islanders, Toronto, Florida and retired in Dallas at the conclusion of the 2002-03 season. The second overall pick in the 1984 Draft by New Jersey played 1349 career games, was a six time all-star and was an instrumental member of the Montreal Canadiens 1993 Stanley Cup championship team.

HOCKEY CLUB PERSONNEL

RYAN HUSKA - ASSISTANT COACH

Huska enters his fourth season on the Flames coaching staff as an assistant coach after four seasons as head coach of the Flames affiliate in Stockton and Adirondack. A native of Trail, BC, Huska has been coaching for 16 years after a nine year playing career in the WHL, IHL and AHL, including one NHL game with the Chicago Blackhawks.

Huska was originally drafted by Chicago in the third round of the 1993 NHL Draft. He played four years with the Western Hockey League's Kamloops Blazers where he won three Memorial Cups in 1992, 1994 and 1995. After his junior career, he spent three seasons with the IHL's Indianapolis Ice, one year with the AHL's Lowell Lock Monsters and concluded his playing career in the AHL with Springfield in 1999-00 accumulating over 300 professional games. He started his coaching career back in the WHL as an assistant for the Kelowna Rockets from 2002-07 before being named the head coach from 2007-14 where he won his fourth Memorial Cup in 2004. He was named as the Flames AHL affiliate head coach in Adirondack in 2014-15 before the team moved to its current location in Stockton where he was the bench boss for the three seasons.

Internationally Huska has twice been an assistant coach with Team Canada at the IIHF World Junior Championship capturing silver and bronze medals.

Ryan Huska and his wife Denise have one son Luke and daughters, Hanna and Olivia.

CAIL MacLEAN - ASSISTANT COACH

Cail MacLean was named as an Assistant Coach for the Flames on June 10, 2021.

MacLean, undertakes his first NHL coaching position following three seasons as the head coach of Calgary's AHL affiliate in Stockton during which time he guided the Heat to a record of 72-65-16. The 2020-21 season marked MacLean's eighth season within the Flames organization, having served as an assistant coach with the Abbotsford Heat from 2011-2013, two seasons as the head coach with the ECHL Adirondack Thunder and one season as an assistant in Stockton prior to becoming Stockton's head coach in 2018-19.

Prior to embarking on his coaching career, the native of Nova Scotia, had an 11-year, 747-game playing career in the AHL, IHL and ECHL.

HOCKEY CLUB PERSONNEL

JAMIE PRINGLE - ASSISTANT COACH, VIDEO

Jamie Pringle, a native of Picton, Ontario is in his eleventh season with the Flames coaching staff after three seasons as the video coach with the Florida Panthers. Prior to that, Pringle spent the 2006-07 and 2007-08 season as the video coach for Hockey Canada. He was part of the staff for all international events including winning gold at the 2007 IIHF World Championship, winning gold at the 2007 and 2008 IIHF World Junior Championship and the World Junior team at the 2008 Super Series against Russia. Pringle spent the 2004-05 and 2005-06 seasons as the assistant coach with the Kingston Frontenacs (OHL) after four seasons as the assistant coach with the Belleville Bulls (1999-2004) where he helped earn the OHL title in 1999.

JORDAN SIGALET - DIRECTOR OF GOALTENDING

Sigalet was named as the Director of Goaltending on December 16, 2020. In this position, Sigalet will oversee all goaltending related responsibilities. Specifically, Sigalet will focus on NHL drafting, professional goaltending procurement and all goaltender development within the organization. He is entering his eighth season with the Flames after spending three seasons as the goaltending coach with Calgary's AHL affiliate in Abbotsford. Prior to that, Sigalet was the goaltending coach with the Everett Silvertips (WHL) for two seasons.

Jordan was originally drafted from Victoria (BCHL) by the Boston Bruins in the 2001 NHL Entry Draft and played one game and backed up 10 games for the Bruins during the 2005-06 season. He spent four years at Bowling Green University (CCHA) where he was a CCHA All-Star (2003 and 2004), won the Terry Flanagan Award for perseverance, team captain his senior year and was a top 10 Hobey Baker Finalist in addition to being nominated for an ESPY in the "Comeback Player of the Year" category. He spent three seasons with the Providence Bruins, Boston's AHL affiliate and was the recipient of the Fred Hunt Memorial Trophy before concluding his playing career in Vienna, Austria in 2009.

Jordan and his wife Lindsay have three sons: Jaxon, Maddox and Knox and their daughter Sloane.

JASON LABARBERA – GOALTENDING COACH

Jason Labarbera joined the Flames as the Goaltending Coach on December 16, 2020 after serving as Assistant Coach/Goalie Coach with the Calgary Hitmen (WHL) for four seasons. In his role, Labarbera oversees the day-to-day duties with the Flames netminders.

The Burnaby, BC native completed a 16 year professional playing career in 2016 spending time with the New York Rangers, Los Angeles, Vancouver, Phoenix, Edmonton and Anaheim. In addition to his playing career, Labarbera has served as the Goalie Coach for Canada's National Teams including U-18 team the past two seasons and with Team Canada U-20 which won gold at the 2020 IIHF World Junior Championship and is oversaw the goalies with Team Canada at the 2021 World Junior Championship, earning a silver medal.

Jason and his wife Kodette have two boys: Easton and Ryder.

HOCKEY CLUB PERSONNEL

RYAN VAN ASTEN - DIRECTOR OF SPORTS PERFORMANCE

Ryan van Asten is in his eighth season with the Flames. He is responsible for coordinating the overall strength and conditioning, sport science, and performance nutrition programs for all of the players in the Flames organization.

Prior to joining the Flames, van Asten spent three seasons with the Los Angeles Kings as their Strength and Conditioning Coach winning two Stanley Cups in 2012 and 2014. He was also the Head Strength and Conditioning Coach and Coordinator for Hockey Canada and the Canadian Sport Centre – Calgary where he was part of the 2010 Olympic gold medal championship women's hockey team in Vancouver. Along with the Olympic gold medal, van Asten was fortunate to be a part of three World Championship teams and multiple (10) World Cup medal winners in hockey and luge.

van Asten is a graduate of the University of Calgary where he earned a Master of Science degree in Neuromuscular Physiology. He also holds a Bachelor of Science degree in Life Sciences and a Bachelor of Physical and Health Education degree from Queen's University in Kingston, Ontario. He is a Certified Strength and Conditioning Specialist (NSCA) and a Certified Exercise Physiologist (CSEP).

Ryan and his wife Jackie reside in Calgary and have a daughter named Thea.

KENT KOBELKA - HEAD THERAPIST

Kent Kobelka is entering his eleventh season with the Calgary Flames and fourth as the teams Head Therapist. He has spent five seasons as the rehabilitation physiotherapist for the Flames. He also acted as the medical coordinator for Hockey Canada for five years and was a consultant for the Canadian Sports Institute for three years where he treated Olympic athletes from several different winter sports.

Kobelka graduated from the University of British Columbia with a BSc. in Physical Therapy. He worked with the University of BC Thunderbirds Hockey Club for three seasons. He then went on to work with Canadian Alpine ski team where he was the medical coordinator for Alpine Canada. He has been to three Olympic Winter Games, one with Alpine Skiing in Torino in 2006 and two with Canada's Men's hockey team where he a was a part of the staff that won gold in Vancouver in 2010 and in Sochi in 2014. He has worked with Canada's National Men's hockey team over the past decade and has been a therapist of several championship teams winning a gold medal with Canada's Men's World Championship team in Moscow in 2007 and at the IIHF World Junior Championship in the Czech Republic 2008 and in Toronto/Montreal 2015. Kobelka was also the therapist at the Spengler Cup when Canada won the tournament in 2012.

A native of Revelstoke B.C. Kent currently resides in Calgary with his wife, Wendy and their two children, Christopher and Charley.

HOCKEY CLUB PERSONNEL

MICHAEL GUDMUNDSON - ASSISTANT ATHLETIC THERAPIST

Gudmundson is in his seventh season with the Flames after spending ten seasons in the CFL with the Calgary Stampeders including his last three as the team's Head Athletic Therapist.

He was a part of the medical team when the Stamps won the Grey Cup in 2008 and 2014. Gudmundson's career as an athletic therapist began with the University of Manitoba Bisons football team while he was earning his Bachelor of Exercise and Sport Science degree, where he made the Dean's Honour List. He also has an Education degree from the University of Calgary.

Gudmundson is a certified athletic therapist in the Canadian Athletic Therapy Association as well as a certified first responder. He has worked with numerous sports organizations including the Calgary Canucks Junior 'A' hockey team, Team Alberta at the Canada Winter Games, and Team Canada at the 2013 Spengler Cup in Davos, Switzerland.

He also spends time as a supervisor for the U of C and Mount Royal University athletic therapy programs where he supervises and assists students as they pursue careers in Athletic Therapy.

He is a native of Arborg, Manitoba and now lives in Cochrane with his wife Nadine and their two kids: Caira and Cole.

JAMES BORRELLI - MASSAGE THERAPIST /ASSISTANT ATHLETIC THERAPIST

James enters his third season with the Calgary Flames, and his fifth in the organization after spending two seasons as Head Athletic Trainer for the Stockton Heat in the AHL. Previous to that, James spent four years as Head Athletic Therapist/Strength Coach for the North Bay Battalion (OHL), one season as an Assistant Athletic Therapist for the Hamilton Bulldogs (AHL) and two seasons as an Athletic Therapist for the Toronto Argonauts (CFL) winning a Grey Cup in 2012. He was also selected to work for Hockey Canada at three tournaments including the 2015 U17 World Hockey Challenge, the 2016 U18 Ivan Hlinka Tournament and the 2017 U18 World Championship. He earned his Human Kinetics degree from the University of Guelph and his Athletic Therapy degree from Sheridan College while being certified in Dry Needling, IASTM and Sports Manual Therapy.

James lives in Calgary with his wife Rachel and two sons: Leonardo and Harrison.

KEVIN WAGNER - PHYSIOTHERAPIST

This will be Kevin's seventh season with the Calgary Flames. He began working in the sports therapy field in 1990 as the Assistant Trainer with the Edmonton's CFL team. In 1995 Kevin joined Hockey Canada in the role as Head Trainer/Therapist with the Mens' National Team program. He then went on to become the Head Trainer/Therapist with the Ottawa Senators from 1997 to 2002 and attended the 1998 Nagano Winter Olympics as part of the medical staff for the Mens' Olympic Hockey Team. Since 2002, Kevin has spent time as a Physiotherapist/Athletic Therapist with various sports organizations including the Toronto Maple Leafs, Canadian Soccer Association, Canadian Luge Association and the Canadian Bobsleigh teams. In 2012 Kevin joined the Canadian Sport Institute Calgary full time and continues to work with development and therapy for national team athletes based out of the WinSport Medical Clinic.

HOCKEY CLUB PERSONNEL

MARK DEPASQUALE - HEAD EQUIPMENT MANAGER

Head Equipment Manager Mark DePasquale enters his sixteenth season with the Calgary Flames. The 2021-22 season will mark his twenty-ninth NHL season. He was a member of the Chicago Blackhawks organization from 1989-1996/2001-2006 serving as the Assistant Equipment Manager.

Mark moved to Arizona in 1996 to spearhead the Jeremy Roenick Foundation that raised money for multiple charities in the greater Phoenix area.

Mark also served as an Assistant Equipment Manager for the Chicago Wolves (IHL) for the 2000-2001 season. Mark has worked the 1991 and 2008 NHL All-Star games as well as the 2001 IHL All-Star Game.

Internationally, Mark represented Easton Hockey at the 2010 Winter Olympic Games in Vancouver BC. Mark also served as the Equipment Manager for Team USA at the 2014, 2016 and 2018 IIHF World Championships in Belarus, Russia and Denmark. He also served as Equipment Manager for Team North America at the 2016 World Cup of Hockey in Toronto ON.

On December 31, 2017 Mark hit the 1,500th game milestone for NHL games worked.

Mark is a graduate of the University of Illinois-Chicago with a Bachelor of Science in Kinesiology. Mark and his wife Kelly reside in Calgary and have a son and daughter who are twins.

COREY OSMAK - ASSISTANT EQUIPMENT MANAGER

Corey Osmak starts his twelfth season with the Calgary Flames after spending four years as the Assistant Equipment Manager with the Los Angeles Kings. Prior to that, he spent five years as the Head Equipment Manager of the Manitoba Moose in the American Hockey League and farm team of the Vancouver Canucks. He got started in the business with the Regina Pats of the Western Hockey League for two seasons before moving to Winnipeg. After playing four years at University of Minnesota-Duluth, he was drafted by the Hartford Whalers in the in the 1990 NHL Entry Draft.

Corey and his wife Tami reside in Chestermere. Son Joshua attends the University of Alberta in Edmonton. Daughter Breanne resides in Little Rock, Arkansas with her daughter Paislee, she is the first grandchild for Corey and Tami.

HOCKEY CLUB PERSONNEL

JOHN BEAN
PRESIDENT AND CEO

BRAD TRELIVING
GENERAL MANAGER

DON MALONEY
SR. V.P., HOCKEY OPERATIONS

CRAIG CONROY
ASSISTANT GENERAL MANAGER

BRAD PASCALL
ASSISTANT GENERAL MANAGER

CHRIS SNOW
ASSISTANT GENERAL MANAGER

MIKE BURKE
DIRECTOR,
HOCKEY ADMINISTRATION

SEAN O'BRIEN
DIRECTOR, TEAM OPERATIONS

BRENDA KOYICH
EXECUTIVE ASSISTANT TO
GM AND SR. V.P., HOCKEY
OPERATIONS

ANITA CRANSTON
EXECUTIVE ASSISTANT
TO ASSISTANT GENERAL
MANAGERS

DARRYL SUTTER
HEAD COACH

KIRK MULLER
ASSOCIATE COACH

RYAN HUSKA
ASSISTANT COACH

CAIL MacLEAN
ASSISTANT COACH

JAMIE PRINGLE
ASSISTANT COACH, VIDEO



JASON LaBARBERA
GOALTENDING COACH

RYAN VAN ASTEN
DIRECTOR OF SPORTS
PERFORMANCE

RICK DAVIS
ASSISTANT STRENGTH
COACH

KENT KOBELKA
HEAD THERAPIST

MICHAEL GUDMUNDSON
ASSISTANT ATHLETIC
THERAPIST

JAMES BORRELLI
MASSAGE THERAPIST/ASSISTANT
ATHLETIC THERAPIST

KEVIN WAGNER
REHABILITATION
PHYSIOTHERAPIST



MARK DePASQUALE
HEAD EQUIPMENT
MANAGER

COREY OSMAK
ASSISTANT EQUIPMENT
MANAGER

BEN DUMAINE
EQUIPMENT MANAGER
ASSISTANT

DR. IAN AULD
HEAD PHYSICIAN

DR. JIM THORNE
TEAM PHYSICIAN

DR. DAVID MANNING
TEAM PHYSICIAN

DR. RICHARD BOORMAN
TEAM ORTHOPEDIC
SURGEON

DR. STEPHEN FRENCH
TEAM ORTHOPEDIC
SURGEON

DR. KRISTIN YONT
TEAM DENTIST

DR. MONTY GAUR
TEAM DENTIST

HOCKEY CLUB PERSONNEL

JORDAN SIGALET
DIRECTOR OF GOALTENDING

MATT BROWN
MENTAL PERFORMANCE COACH

RAY EDWARDS
DIRECTOR OF PLAYER DEVELOPMENT

MARTIN GELINAS
DEVELOPMENT COACH

BRIAN McGRATTAN
PLAYER ASSISTANCE

DARREN ROMMERDAHL
PLAYER DEVELOPMENT/ SKILLS CONSULTANT

DANIELLE FUJITA
SKATING COACH



DEREK MacKINNON
DIRECTOR, PRO PERSONNEL

STEVE PLEAU
PRO SCOUT

DEREK CLANCEY
PRO SCOUT

TOD BUTTON
DIRECTOR, AMATEUR SCOUTING

FRED PARKER
ASSISTANT DIRECTOR, AMATEUR SCOUTING

ROB SUMNER
ASSISTANT DIRECTOR, AMATEUR SCOUTING

DAVID AKERBLOM
AMATEUR SCOUT

MIKE CRAIG
AMATEUR SCOUT

JIM CUMMINS
AMATEUR SCOUT

TERRY DORAN
AMATEUR SCOUT

ARI HAANPAA
AMATEUR SCOUT

TREVOR HANSON
AMATEUR SCOUT

DARREN KRUGER
AMATEUR SCOUT

PATRICK LACHANCE
AMATEUR SCOUT

ALLISTER MacNEIL
AMATEUR SCOUT

ROBERT NEUHAUSER
EUROPEAN SCOUT

BILLY POWERS
US COLLEGE SCOUT

JASON TAYLOR
AMATEUR SCOUT

DAVID JOHNSON
DATABASE ARCHITECT/ ANALYST



CONNOR RANKIN
VIDEO ANALYSIS

MICHAEL CHARRON
QUANTITATIVE ANALYST



MITCH LOVE
HEAD COACH
STOCKTON

JOE CIRELLA
ASSISTANT COACH
STOCKTON

DON NACHBAUR
ASSISTANT COACH
STOCKTON

THOMAS SPEER
DEVELOPMENT GOALTENDING COACH
STOCKTON

GORD FARNELL
STRENGTH & CONDITIONING COACH,
STOCKTON

KOHL SCHULTZ
VIDEO COACH/TEAM OPERATIONS,
STOCKTON

BRYAN ERSPAMER
HEAD ATHLETIC TRAINER
STOCKTON

PETER BUREAUX
EQUIPMENT MANAGER
STOCKTON

HOCKEY CLUB OFFICE STAFF

CAMERON OLSON
CHIEF FINANCIAL OFFICER

ROLLIE CYR
EXECUTIVE VP EVENT CENTRE & REVENUE DEVELOPMENT

MIKE FRANCO
VP, SALES, CUSTOMER SERVICE, TICKETING & SUITES, CSEC

GORDON NORRIE
VP, SPORTS PROPERTY SALES & MARKETING

PETER HANLON
VP, COMMUNICATIONS

SUSAN DARRINGTON
VP, BUILDING OPERATIONS

LIBBY RAINES
VP, BUILDING OPERATIONS

PAUL KONG
VP, FINANCE

ZIAD MEHIO
VP, TECHNOLOGY & FOOD SERVICES

KEVIN GROSS
SENIOR DIRECTOR, NATIONAL PARTNERSHIPS & BROADCAST

GEORDIE MACLEOD
SENIOR DIRECTOR, GAME PRESENTATION & EVENTS

CARLO PETRINI
SENIOR DIRECTOR, BROADCAST & PRODUCTION

KEN THROWER
SENIOR DIRECTOR, CORPORATE SECURITY

DEIDRA CAMPAGNA
DIRECTOR, HUMAN RESOURCES

BRENT GIBBS
DIRECTOR, RETAIL

JASON KELLY
DIRECTOR, TICKETING, CRM & RETENTION

DAN KUMAR
DIRECTOR, RESTAURANTS AND SUITES

MARC LEOST
DIRECTOR, SALES & LUXURY SUITES

JULIEN LAVOIE
DIRECTOR, FOOD SERVICES

TY PILSON
DIRECTOR, DIGITAL CONTENT/ SOCIAL MEDIA

RYAN POPOWICH
DIRECTOR, MARKETING & PROMOTIONS

TERRY SCHULTE
DIRECTOR, GUEST EXPERIENCE

CANDICE GOUDIE
EXECUTIVE DIRECTOR, CHARITABLE FOUNDATIONS & COMMUNITY INVESTMENT

LUKE DAURAY
MANAGER, EXECUTIVE SUITES

BOB GODUN
MANAGER, SECURITY, PARKING & LOSS PREVENTION

CHRIS HUEY
MANAGER, CREATIVE SERVICES

RICHARD TENHOVE
MANAGER, INFORMATION TECHNOLOGY

HOCKEY HALL OF FAME

Brookfield Place, 30 Yonge Street, Toronto, Ontario | Phone: 416-360-7765 | www.hhof.com

JAROME IGINLA - INDUCTED 2020 - PLAYER 1996-2017

With a birth certificate that reads JAROME ARTHUR-LEIGH ADEKUNLE TIG JUNIOR ELVIS IGINLA, Jarome was born on July 1, 1977 in Edmonton, Alberta and raised in St. Albert, just north of the Alberta capital. Jarome's father was from Nigeria and his mother from Oregon, although the family had settled in the Edmonton area. As a player of mixed heritage, Iginla was occasionally faced with racism, but was inspired by the black players in the NHL, including Claude Vilgrain, Tony McKegney and Grant Fuhr, saying, "There are definitely more black players in the NHL today, and I know what it meant to me, so I'd love to be a role model to other young black kids." Like Fuhr, Iginla played goal in his first seasons of minor hockey but was later moved to forward.

As a Junior, Jarome won two Memorial Cup championship teams with the Kamloops Blazers (1994 and 1995), was recipient of the George Parsons Trophy as the Memorial Cup tournament's Most Sportsmanlike Player in 1995, and was named the Western Hockey League's Player of the Year in 1995-96 after scoring 63 goals and 136 points.

The Dallas Stars used their first selection to choose Iginla at the 1995 NHL Entry Draft, but before he had pulled on a Dallas jersey, he was traded to the Calgary Flames in a December 1995 deal that saw Joe Nieuwendyk move to Dallas.

Jarome made his NHL debut during the 1996 Stanley Cup playoffs. By the start of the 1996-97 season, he had earned a fulltime spot with the Flames and after leading all first-year players in scoring with 50 points, he was named to the NHL All-Rookie Team and finished second in voting for the Calder Memorial Trophy as the NHL's best rookie.

Iginla was into his 16th season in Calgary when he was traded to the Pittsburgh Penguins. During his career with the Flames, Iginla had 11 seasons with 30 or more goals, including four with 40+ goals and two 50-goal seasons. He won the Maurice 'Rocket' Richard Trophy for leading the NHL in goals scored with 52 in 2001-02 and won it a second time, tied with Ilya Kovalchuk and Rick Nash, with 41 in 2003-04. His career season was 2001-02 when his 52 goals were paired with 44 assists for a league-best 96 points, good for the Art Ross Trophy. He was also awarded the Lester B. Pearson Award (now renamed the Ted Lindsay Award) as the most valuable player as selected by the players. Jarome was a First Team All-Star three times and was voted onto the Second Team once. He served as the team's captain from 2006 until he was traded, and was the recipient of the Mark Messier Leadership Award in 2008-09. Jarome also won the King Clancy Memorial Trophy in 2004, an award given to the player "who best exemplifies leadership qualities on and off the ice and who has made a significant humanitarian contribution to his community." Iginla is the Calgary Flames' all-time leader in goals, points and games played, and is second in career assists. His number 12 was retired by the Flames during a ceremony on March 2, 2019.

As the 2012-13 season began to slip away, the Flames traded Iginla to Pittsburgh, who hoped to utilize Iginla's experience and productivity to return to the Stanley Cup Final, but were thwarted by Boston.

It was the Bruins that signed Iginla as a free agent prior to the 2013-14 season, and in his sole season with Boston, he again delivered a 30-goal campaign. Following the season, he joined the Colorado Avalanche and had seasons of 29 and 22 goals. During the 2016-17 season, Jarome was traded to the Los Angeles Kings for a fourth-round draft pick. He retired at the conclusion of that season.

Jarome Iginla's career consisted of 1,554 regular season games, in which he scored 625 times and assisted on 675 more for a total of 1,300 points. In post-season play, he competed in 87 games, scored 37 goals and 31 assists for a total of 68 points.

Iginla also played for Canada at several international tournaments. He led the 1996 World Junior Ice Hockey Championship in scoring on the way to winning a gold medal. He was named an All-Star and the tournament's Top Forward. In 1997, Jarome joined Team Canada at the World Championships in Finland and contributed to a gold medal. He has been a member of Team Canada at three Olympics, winning gold in 2002 in Salt Lake City and 2010 in Vancouver.

In recognition of a truly spectacular career, Jarome Iginla was inducted into the Hockey Hall of Fame in 2020.

HOCKEY HALL OF FAME

Brookfield Place, 30 Yonge Street, Toronto, Ontario | Phone: 416-360-7765 | www.hhof.com

MARTIN ST. LOUIS - INDUCTED 2018 - PLAYER 1998-2000

Born in Laval, Quebec, St. Louis was recruited by the University of Vermont Catamounts, and in his freshman season (1993-94), he was named to the East Coast Athletic Conference (ECAC)'s All-Rookie Team. The next season, he was named to the ECAC First All-Star Team and was an NCAA All-American for the first of three straight seasons. He was a finalist for the Hobey Baker Award as the best college hockey player in the United States. Martin retired as Vermont's all-time leading scorer with 267 points. He was named to the ECAC's all-decade team of the 1990s.

Undrafted by an NHL team, St. Louis earned a try-out with the Ottawa Senators in 1997 but was not signed at the time, but by February 1998, the Calgary Flames signed the outstanding young forward. After being assigned to the Flames' American Hockey League affiliate in Saint John, he scored 26 points in 25 regular season games, and followed that with 20 points in 20 post-season games. That earned St. Louis elevation to the parent Flames for the 1998-99 NHL season. Although he started the season with Calgary, he was sent back to the AHL after 13 games. He re-joined the NHL Flames part way through the 1999-2000 season and picked up three goals and 18 points in 56 games.

After signing with the Tampa Bay Lightning, Martin won the Art Ross Trophy as the NHL's leading regular season scorer and finished with 94 points in 2003-04. He added the league's two Most Valuable Player awards, having his name added to both the Hart Trophy and the Pearson Award, as well as being named to the NHL's First All-Star Team. His 24 points in 23 playoff games helped the Lightning win the franchise's first Stanley Cup championship.

St. Louis enjoyed his most productive season offensively in 2006-07. He finished with career highs in goals (43) and points (102) and added the Lady Byng Trophy as the league's most gentlemanly player. The next season, his 99 points placed him second in league scoring, and again, he was the recipient of the Lady Byng. He took home the award a third time in 2012-13.

Prior to the 2013-14 season Martin was named captain of the Lightning, but in March 2014, St. Louis waived his no-trade clause for a deal to the New York Rangers.

He played his final NHL season in 2014-15, retiring that summer. He played 1,134 regular season games through his 16 NHL seasons, scoring 391 goals and adding 642 assists for 1,033 points. In playoff action, he scored 42 goals, 48 assists and 90 points in 107 games.

Martin took home a gold medal from the 2004 World Cup, silver medals from the 2008 and 2009 World Championships and played in the 2006 and 2014 Winter Olympic Games, earning a gold medal in the latter tournament. The University of Vermont retired his number 8 in 2016 and the Tampa Bay Lightning retired his number 26 in January 2017.

SERGEI MAKAROV - INDUCTED 2016 - PLAYER 1989-93

Born on June 1, 1958 in Chelyabinsk, USSR, Makarov first gained prominence by starring for Russia and winning gold at the 1977 and 1978 World Junior Championships. The skilled winger also participated in 11 World Championships, capturing gold eight times; the 1984 and 1987 Canada Cups; three Olympic tournaments where he twice took home the gold medal; four NHL tours by the Red Army; and the 1987 Rendez-vous series against the NHL All-Stars.

During this time, he was often teamed with Vladimir Krutov and Igor Larionov on the feared 'KLM Line,' arguably the world's best unit at that time. Sergei won the Izvestia Trophy nine times as the top scorer in the Soviet league.

Originally drafted 241st overall by the Calgary Flames in 1983, Makarov was one of the first Soviet stars to join the NHL when he made his debut in 1989-90. Oddly enough, his first duty with his new club took place in the USSR during the Friendship Tour which saw the Flames play several Soviet clubs as part of their exhibition season. When the NHL season began, the veteran sniper had little difficulty adjusting. He recorded 86 points (24 goals and 62 assists) and was presented with the Calder Trophy as the league's best rookie.

Makarov continued to produce points with the Flames for three more years, accumulating 94 goals and 198 assists for 292 points in 297 games, before being traded to the Hartford Whalers in June 1993. A few days later, he was sent to the San Jose Sharks where he was reunited with Igor Larionov to start the 1993-94 season. He sat out the 1995-96 season then signed as a free agent with the Dallas Stars, but played just four games in 1996-97 before joining Fribourg Gotteron of the Swiss League to complete the season.

Sergei Makarov scored 134 goals and 250 assists for 384 points in 424 regular season NHL games, and added 12 goals and 11 assists in 34 playoff games. In 519 games in the Soviet Championship League, he recorded 322 goals, 388 assists for 710 points. In 2001, Sergei was inducted into the IIHF Hall of Fame and in 2008, he was named to the IIHF All Centennial Team.

PHIL HOUSLEY - INDUCTED 2015 - PLAYER 1994-96, 1998-2001

Drafted in the first round, 6th overall, in the 1982 NHL Draft by the Buffalo Sabres, Phil Housley moved directly to the NHL at age 18 and was runner-up for the Calder Memorial Trophy as the NHL's top rookie in 1983. After eight seasons with the Sabres, the native of Saint Paul, Minnesota played three years with the Winnipeg Jets and another with the St. Louis Blues before being acquired by the Calgary Flames on July 4, 1994. In his first of two stints with the Flames, Housley recorded 24 goals and 95 points in 102 games split over two seasons. He rejoined Calgary to start the 1998-99 season and recorded 26 goals and 143 points over his next 226 games with the Flames. Housley's last season as a member of the Flames ended in 2000-01, and he finished his career in 2002-03 as a member of the Toronto Maple Leafs. In all, Housley scored 50 of his 338 career goals and 238 of his 1,232 points with the Flames, and represented Calgary at the 2000 NHL All-Star Game, one of seven career appearances.

HOCKEY HALL OF FAME

Brookfield Place, 30 Yonge Street, Toronto, Ontario | Phone: 416-360-7765 | www.hhof.com

DOUG GILMOUR - INDUCTED 2011 - PLAYER, 1988-92

On June 28, 2011, it was announced that Douglas Robert Gilmour would be honoured with induction into the Hockey Hall of Fame. He was born June 25, 1963 in Kingston, Ontario, and had a 20-year NHL career.

In 1980-81, his first year with the Cornwall Royals (OHL), Gilmour was 5'9" and 150 pounds. After an early injury curtailed his effectiveness in Cornwall's 1981 Memorial Cup championship, he returned to score 46 goals and 119 points in 1981-82.

Cornwall repeated as Memorial Cup champions and Gilmour, who had been passed over in his first year of draft eligibility, was selected by the St. Louis Blues in the seventh round, 134th overall. He was returned to junior hockey by the Blues for the 1982-83 season and set the OHL on fire with 70 goals and 177 points, capturing the Eddie Powers Trophy as the OHL's leading scorer. He set a record with a 55 consecutive game scoring streak and was named the league's most valuable player.

St. Louis signed him and he joined the team two weeks before the 1983-84 season. The Blues' captain at the time, Brian Sutter, nicknamed Gilmour 'Killer' for his intensity.

After three full seasons hovering around 50 points, Gilmour began to play a more open game and during the 1986 playoffs, he had 21 points in 19 games when the Blues came within a game of advancing to the Stanley Cup Final. The next season, 1986-87, he finished the regular schedule with a career-high 42 goals and 105 points and was selected to represent Team Canada at the 1987 Canada Cup. He scored two important goals in the series against the Soviet Union and was instrumental in Canada's victory at the tournament.

After another solid season in St. Louis, Gilmour was traded to the Calgary Flames at the beginning of the 1988-89 campaign. In Calgary, Gilmour continued his strong play in the playoffs, adding 22 points in 22 games as the Flames won the Stanley Cup in 1989. Gilmour scored the series-winning goal in Game Six of the Final against Montreal. Halfway through the 1991-92 season he was traded to the Toronto Maple Leafs in a blockbuster deal involving 10 players; the largest trade in league history.

Gilmour set a Leafs franchise record with 127 points in his first full season with Toronto in 1992-93. He became only the second Leaf after Darryl Sittler to register over 100 points in a season and also led the team to within a game of the Stanley Cup Final, placing second in playoff scoring and leading the league with 25 assists. Gilmour placed second to Mario Lemieux in the race for the Hart Trophy as the league's most valuable player but won the Selke Trophy as the top defensive forward, a remarkable achievement for a player with such offensive numbers.

Gilmour had 111 points the next season, earning his second consecutive spot in the All-Star Game. He once again led the Leafs to the semi-finals in the playoffs. Gilmour was named the team captain in 1994-95 before the lockout-shortened season and remained a popular player in Toronto even as the team began to struggle. When the Leafs went into rebuilding mode midway through the 1996-97 season, Gilmour was sent to the New Jersey Devils. He spent one full season with the defence-oriented Devils and was signed as a free agent by the Chicago Blackhawks in the summer of 1998.

In the spring of 2000, he was traded to the Buffalo Sabres, then signed on as a free agent with the Montreal Canadiens in October 2001 and went on to play parts of two seasons with the Habs before he was dealt back to Toronto at the trade deadline in 2003.

He officially announced his retirement on September 8, 2003. Gilmour registered 1,414 points on the strength of 450 goals and 964 assists in 1,474 regular season games. He added 188 points (60 goals and 128 assists) in 182 playoff games.

On January 31, 2009, Gilmour became the 17th player to be honoured by the Toronto Maple Leafs when his number 93 was raised to the rafters of the Air Canada Centre.

JOE NIEUWENDYK - INDUCTED 2011 - PLAYER, 1986-95

On June 28, 2011, it was announced that Joe Nieuwendyk would be honoured with induction into the Hockey Hall of Fame. Born in Oshawa, Ontario on September 10, 1966, and then raised in neighbouring Whitby, Joe Nieuwendyk played college hockey at Cornell University in New York State. Nieuwendyk spent three years on the Ivy League school's team and was twice named to the ECAC's First All-Star Team (1986 and 1987). He was also selected as an All-American in both years.

In 1985, after Nieuwendyk's freshman year at Cornell, the Calgary Flames were sufficiently impressed to draft him in the second round, 27th overall. In his first full season as a Flame (1987-88), the young centre scored 51 goals and 92 points, becoming only the second NHL player after Mike Bossy to score 50 goals in his rookie season. Nieuwendyk's totals also included an eye-popping 31 power-play goals and 8 game-winners, and he was rewarded with the Calder Trophy as the league's top rookie.

In Nieuwendyk's second season with the Flames he won the Stanley Cup, again scoring 51 goals. In 1991, he was named captain of the Flames. When knee problems prevented Nieuwendyk from playing early in the 1995-96 season, the Flames found few takers on the trade market. Finally, in December 1995, the Flames traded Nieuwendyk to the Dallas Stars for Jarome Iginla and Corey Millen.

Nieuwendyk missed most of the 1998 playoff due to a knee injury. However, in 1999, his health and luck returned as Nieuwendyk scored 6 game-winning goals in the playoffs to lead the Stars to victory over the Buffalo Sabres in the Stanley Cup Finals. That spring, he was recipient of the Conn Smythe Trophy as the playoff MVP.

Nieuwendyk went on to play parts of two more seasons with the Stars before he was traded to the New Jersey Devils. Following his arrival in New Jersey, Nieuwendyk reached numerous milestones, including the 500-goal plateau, 500 assists and 1,000 points.

In 2003, Nieuwendyk earned his third career Stanley Cup ring despite missing the Devils' Final due to injury. Later that summer he signed as a free agent with the Toronto Maple Leafs where he suited up for one season before opting to move on to the Florida Panthers in the summer of 2005.

Nieuwendyk's first season with the Florida Panthers saw the centre tally 56 points in 65 games, however, the club failed to qualify for the playoffs that spring. Due to chronic back problems, Nieuwendyk retired three months into his second season with the Panthers.

Joe Nieuwendyk left the NHL as one of the most respected players of his time, collecting 564 goals and 562 assists for 1,126 points through 1,257 regular season games. In playoff action, he added 66 goals and 50 assists for 116 points in 158 games.

Besides three Stanley Cup championships, Nieuwendyk won the Calder Trophy in 1988, the King Clancy Trophy (for dedication to his community) in 1995 and the Conn Smythe Trophy in 1999.

On the international stage, Nieuwendyk represented Canada at the 1986 World Junior Championships, at the 1990 World Championships, and is a two-time member of Canada's Winter Olympic team (1998 and 2002).

HOCKEY HALL OF FAME

Brookfield Place, 30 Yonge Street, Toronto, Ontario | Phone: 416-360-7765 | www.hhof.com

DARYL K. "DOC" SEAMAN - INDUCTED 2010 - OWNER, 1980-2009

On June 22, 2010, it was announced that Daryl K. "Doc" Seaman, a founding owner of the Calgary Flames, would be inducted into the Builder Category in the Hockey Hall of Fame.

Doc Seaman was born in Rouleau, Saskatchewan. He became one of Alberta's most successful oilmen and industrialists through his company, Bow Valley Industries, along with many other ventures. He and his brothers, B.J. and Don Seaman, were among the first wave of adventurous oilmen who pioneered the industry after the Second World War. Doc Seaman's war record was itself remarkable; he flew 82 successful combat missions out of North Africa as a sub-hunting pilot, earning a Government of France citation for bravery.

An original Calgary Flames owner, Doc Seaman followed the team passionately. Besides bringing the Flames to Calgary, he was a key player in building the Saddledome and bringing the 1988 Olympic Winter Games to Calgary.

A true hockey fan, Doc Seaman joined a small group of visionaries to save Canadian hockey from mediocrity at a time when the European game was becoming dominant. Canada's five straight junior hockey gold medal wins have their roots in Project 75, now called the Seaman Hotchkiss Hockey Foundation. He was a strong supporter of Hockey Canada's grassroots development program.

Among his numerous awards and achievements, Doc Seaman was the founding governor of the Hockey Canada Foundation in 1979; named an Officer, Order of Canada in 1993; elected to the Alberta Sports Hall of Fame in 2007; and received the Alberta Order of Excellence in 2008.

Doc Seaman became the second member of the Flames ownership group to be elected to the Hockey Hall of Fame. Harley N. Hotchkiss received the honour as a member of the Class of 2006. Daryl K. "Doc" Seaman passed away on Sunday, January 11, 2009, at the age of 86.

AL MACINNIS - INDUCTED 2007 - PLAYER, 1981-94

On November 12, 2007, Al MacInnis became the 10th member in the history of the Calgary Flames organization to be honoured with induction into the Hockey Hall of Fame.

Born Allan MacInnis on July 11, 1963, in Port Hood, Nova Scotia, he played junior hockey for the Kitchener Rangers beginning in 1980-81. During the summer of 1981, MacInnis was drafted in the first round, 15th overall, by the Flames. Although he played a handful of games for the Flames in both 1981-82 and 1982-83, MacInnis continued his junior career, which included a Memorial Cup championship in 1982.

After spending the early part of the 1983-84 season with the CHL's Colorado Flames, MacInnis became a full-time member of the Calgary Flames blue line later that season, playing 51 games and scoring 11 goals and 34 assists for 45 points.

MacInnis spent 13 seasons with Calgary before moving to St. Louis, but left Alberta having evolved into one of the most effective defencemen in the NHL. While with the Flames, he played in eight All-Star Games, but more importantly, was a key component of a Stanley Cup championship for Calgary in 1989, the first in franchise history. For his contributions in the playoffs that spring, including 7 goals and 24 assists in 22 games, MacInnis was awarded the Conn Smythe Trophy. In 803 games played, MacInnis recorded 822 points as a member of the Flames. He also holds the career franchise record for assists (609).

HARLEY N. HOTCHKISS - INDUCTED 2006 - OWNER, 1980-2011

On June 28, 2006, Flames co-owner Harley Hotchkiss received the prestigious honour of election to the Hockey Hall of Fame. Hotchkiss, the youngest of six children, was raised on a farm near Tillsonburg, Ontario. He spent his winters on the pond playing hockey, emulating his beloved Toronto Maple Leafs. His idol was Syl Apps. In addition to dreaming of playing in the NHL, the young Hotchkiss also planned a second career in the business world, just in case. The game of hockey was the beneficiary of Harley's practical side as he used his business success to ensure the growth and development of hockey in Canada.

An original member of the Flames ownership group, Harley Hotchkiss was among the group of local businessmen who introduced the National Hockey League to the City of Calgary in the spring of 1980. The pinnacle of their storied history occurred in 1989 when the Flames captured the Stanley Cup. Of his numerous contributions to the game, one of his most notable efforts and role on behalf of the NHL were to find a resolution to the NHL labour dispute that forced the cancellation of the 2004-05 season. Hotchkiss served six two-year terms as chairman of the NHL Board of Governors.

Harley Hotchkiss was an avid supporter of Hockey Canada and through his efforts the Flames continue to make annual financial contributions to Hockey Canada for the development and growth of the game. With the investment in bringing the NHL to Calgary, the purchase of the Flames funded the creation of the Centre of Excellence that offered coaching clinics, research in hockey development and sports injuries as well as athletic scholarships to Canadian universities. The introduction of Project 75, now known as the Seaman Hotchkiss Hockey Foundation, contributed over $8 million that is distributed by Hockey Canada to benefit the game throughout the country.

His involvement in hockey reached from the grassroots to the top branch. As a young college athlete at Michigan State University, Harley Hotchkiss was a member of the 1950 Spartans varsity hockey club. His generosity for other like-minded hockey people was continuously demonstrated through his contributions for the construction of hockey arenas throughout Canada including Fox Valley, Saskatchewan, and Aylmer, Ontario. Harley Hotchkiss passed away on Wednesday, June 22, 2011.

HOCKEY HALL OF FAME

Brookfield Place, 30 Yonge Street, Toronto, Ontario | Phone: 416-360-7765 | www.hhof.com

PETER MAHER - INDUCTED 2006 - PLAY-BY-PLAY

Calgary Flames play-by-play man Peter Maher was honoured by the Hockey Hall of Fame as the winner of the 2006 Foster Hewett Memorial Award. Maher was the voice of the Flames from 1981 until his retirement following the 2013-14 season. A native of Campbellton, New Brunswick, Maher's success as a hockey play-by-play voice led to his induction into the New Brunswick Sports Hall of Fame in 1996. Maher has also called World Championship games, six NHL All-Star games, and the Stanley Cup Finals in 1980, 1986, 1989 and 2004.

The award, named in honour of the late Foster Hewitt, is presented in recognition of members of the radio and television industry who have made outstanding contributions to their profession and to the game of hockey.

CLIFF FLETCHER - INDUCTED 2004 - GENERAL MANAGER, 1972-91

After an outstanding 48-year career that continues in the NHL, Cliff Fletcher was elected to the Hockey Hall of Fame as a Builder in 2004. Fletcher began his hockey career in 1956 with the Montreal Canadiens organization, starting as a scout under Sam Pollock. He joined the St. Louis Blues, eventually earning the role of Assistant General Manager, and helped manoeuvre the Blues into the Stanley Cup Final during the first three years of the franchise's existence. Fletcher was hired as the inaugural General Manager of the Atlanta Flames. He helped orchestrate the franchise's subsequent move from Atlanta to Calgary in time for the 1980-81 season. During Fletcher's regime with the Flames, his teams made the playoffs 16 straight seasons and finished first in their division in 1987-88, 1988-89 and 1989-90. In 1988-89, the Calgary Flames won the Stanley Cup.

Lured to Toronto in 1991, Fletcher spent six seasons as chief operating officer, president and general manager of the Maple Leafs. He was named the 1993 Executive of the Year by The Hockey News. As a team, Toronto improved by an incredible 32 points from 67 points in 1991-92 to a franchise-high 99 points in 1992-93. Following two seasons with the Tampa Bay Lightning as senior advisor to the General Manager, Fletcher was hired by the Phoenix Coyotes as executive vice-president and general manager. He is currently a senior advisor for the Toronto Maple Leafs.

GRANT FUHR - INDUCTED 2003 - PLAYER, 1999-2000, GOALTENDING CONSULTANT, 2000-02

Following a career that saw him attain over 400 NHL wins and amass five Stanley Cup championships, fittingly, Grant Fuhr was elected to the Hockey Hall of Fame in his first year of eligibility. Although all five Cups (1984, 1985, 1987, 1988, 1990) were collected while backstopping the Edmonton Oilers, Fuhr completed his career as a member of the Calgary Flames.

On October 22, 1999, the Flames defeated the Florida Panthers and Fuhr attained his 400th career win and became only the sixth goaltender in NHL history to reach that milestone. Fuhr's accomplishments include six All-Star Game appearances, Vezina Trophy (1987), Jennings Trophy (1994) and two Canada Cup titles (1984 and 1987).

JOE MULLEN - INDUCTED 2000 - PLAYER, 1985-90

In 345 career games with Calgary (1985-86 to 1989-90), Mullen recorded 388 points (190 G, 198 A). In 17 NHL seasons (1979-80 to 1996-97) with St. Louis, Calgary, Pittsburgh and Boston, the three-time Stanley Cup winner recorded 1,063 points (502 G, 561 A) in 1,062 games.

Mullen played in three NHL All-Star games (1989, 1990 and 1994). He has won the Lady Byng Trophy (1987, 1989), NHL First All-Star Team (1989), NHL +/- Leader (1989), and the Lester Patrick Trophy (1995).

MICHEL GOULET - INDUCTED 1998 - SCOUT, 2010-16

Michel Goulet, a native of Peribonka, Quebec, played 1,089 regular season NHL games scoring 548 goals, 604 assists for 1,152 points and 825 penalty minutes. He started his pro career with the Birmingham Bulls in the World Hockey Association in 1978-79. Following the NHL/WHA merger, Goulet was declared eligible for the 1979 Entry Draft and was selected by the Quebec Nordiques. He spent 11 seasons with the Nordiques before being traded to the Chicago Blackhawks during the 1989-90 season. Goulet was inducted into the Hockey Hall of Fame in 1998, alongside former teammate Peter Stastny.

Goulet's number 16 was retired by the Nordiques before a large crowd at le Colisée de Québec where he enjoyed his most productive years. Goulet won two Stanley Cups with the Colorado Avalanche in 1996 and 2001 as director of player personnel.

HOCKEY HALL OF FAME

Brookfield Place, 30 Yonge Street, Toronto, Ontario | Phone: 416-360-7765 | www.hhof.com

GUY LAPOINTE - INDUCTED 1993 - ASSISTANT COACH & SCOUT, 1990-99

Lapointe played 16 seasons in the NHL with the Montreal Canadiens, St. Louis Blues and Boston Bruins. One of the great players in the history of the game, Lapointe captured six Stanley Cup championships with the Canadiens (1971, 1973, 1976, 1977, 1978 and 1979). Lapointe, along with teammates Serge Savard and Larry Robinson, formed one of the top defence corps in the NHL. In 884 career games, Lapointe recorded 622 points (171 G, 451 A).

LANNY MCDONALD - INDUCTED 1992 - PLAYER, 1981-89, MANAGEMENT, 1989-2003

On September 21, 1992, Lanny McDonald became the first Calgary Flames player to be inducted into the Hockey Hall of Fame. McDonald finished his NHL career with 500 goals, 506 assists and 1,006 points in 1,111 games–all milestone achievements. He played 492 career games with the Flames recording 406 points (215 G, 191 A). McDonald won the Bill Masterton Trophy (1982-83), the King Clancy Memorial Trophy (1987-88) and was named NHL Man-of-the-Year in 1988-89. He still holds the Flames record for most goals in a season (66 G, 1982-83) and scored the go-ahead goal in Calgary's Stanley Cup clinching win at Montreal in 1989.

BOB JOHNSON - INDUCTED 1992 - HEAD COACH, 1982-87

Robert "Badger Bob" Johnson was one of hockey's greatest boosters both in Calgary and throughout North America. He led Calgary to the franchise's first 40-win season in 1984-85 and posted a Flames coaching record of 193-155-52 in 400 games. Johnson posted a career coaching record of 234-188-58 with Calgary (1982-83 to 1986-87) and Pittsburgh (1990-91). He led the Penguins to a Stanley Cup championship in 1991. "It's a great day for hockey" is a remark hockey fans will always remember.

GLENN HALL - INDUCTED 1975 - GOALTENDING CONSULTANT, 1988-2000

During his 18 seasons in the NHL, Glenn "Mr. Goalie" Hall posted a 2.51 GAA and was consistently recognized as a top goaltender, being selected to the All-Star Team 11 times. Hall led the NHL in shutouts for six seasons, including his rookie campaign when he won the Calder Trophy and had 84 regular season career shutouts. Hall still holds the record for most consecutive games by a goaltender, with 502, and appeared in 906 league games. He captured three Vezina Trophies, the Conn Smythe Trophy, one Stanley Cup and 13 All-Star Game appearances. In 1988 the Chicago Blackhawks retired Hall's jersey.

NHL ALL-STAR SELECTIONS

PLAYERS VOTED TO END OF SEASON 1ST OR 2ND ALL-STAR TEAM

MARK GIORDANO	2018-19 (Calgary) 1st
JAROME IGINLA	2008-09 (Calgary) 1st
	2007-08 (Calgary) 1st
	2003-04 (Calgary) 2nd
	2001-02 (Calgary) 1st
DION PHANEUF	2007-08 (Calgary) 1st
MIIKKA KIPRUSOFF	2005-06 (Calgary) 1st
AL MacINNIS	1993-94 (Calgary) 2nd
	1990-91 (Calgary) 1st
	1989-90 (Calgary) 1st
	1988-89 (Calgary) 2nd
	1986-87 (Calgary) 2nd
JOE MULLEN	1988-89 (Calgary) 1st
HAKAN LOOB	1987-88 (Calgary) 1st
THEOREN FLEURY	1994-95 (Calgary) 2nd
GARY SUTER	1987-88 (Calgary) 2nd
LANNY McDONALD	1982-83 (Calgary) 2nd
BRAD McCRIMMON	1987-88 (Calgary) 2nd
MIKE VERNON	1988-89 (Calgary) 2nd

YOUNG STARS GAME

2003-04	Matthew Lombardi
2002-03	Jordan Leopold
2001-02	Robyn Regehr

NHL ALL-ROOKIE TEAMS

2014-15	Johnny Gaudreau
2005-06	Dion Phaneuf
1997-98	Derek Morris
1996-97	Jarome Iginla
1989-90	Sergei Makarov
1987-88	Joe Nieuwendyk
1985-86	Gary Suter
1983-84	Hakan Loob
1983-84	Jamie Macoun

ALL-STAR GAME APPEARANCES

2019-20	Mark Giordano, David Rittich, Matthew Tkachuk
2018-19	Johnny Gaudreau, Bill Peters (Coach)
2017-18	Johnny Gaudreau, Mike Smith
2016-17	Johnny Gaudreau
2015-16	Mark Giordano, Johnny Gaudreau
2014-15	Mark Giordano, Johnny Gaudreau
2011-12	Jarome Iginla
2008-09	Jarome Iginla
2007-08	Jarome Iginla (Named Team Captain for Western Conference), Dion Phaneuf
2006-07	Miikka Kiprusoff, Dion Phaneuf
2003-04	Jarome Iginla
2002-03	Jarome Iginla
2001-02	Jarome Iginla
1999-00	Valeri Bure, Phil Housley
1998-99	Theoren Fleury
1997-98	Theoren Fleury
1996-97	Theoren Fleury
1995-96	Theoren Fleury
1994-95	No All-Star Game
1993-94	Al MacInnis, Joe Nieuwendyk
1992-93	Gary Roberts, Mike Vernon
1991-92	Gary Roberts, Al MacInnis, Theoren Fleury
1990-91	Al MacInnis, Theoren Fleury, Gary Suter, Mike Vernon
1989-90	Al MacInnis, Joe Mullen, Joe Nieuwendyk, Mike Vernon
1988-89	Joe Mullen, Gary Suter, Joe Nieuwendyk, Mike Vernon
1987-88	Al MacInnis, Brad McCrimmon, Gary Suter, Joe Nieuwendyk, Mike Vernon
1986-87	Rendezvous '87
1985-86	Gary Suter
1984-85	Al MacInnis, Paul Reinhart
1983-84	Lanny McDonald
1982-83	Lanny McDonald
1981-82	Pekka Rautakallio
1980-81	Kent Nilsson
1979-80	Kent Nilsson (Atlanta)
1978-79	Challenge Cup
1977-78	Bill Clement (Atlanta)
1976-77	Tom Lysiak, Eric Vail (Atlanta)
1975-76	Curt Bennett, Tom Lysiak (Atlanta)
1974-75	Curt Bennett, Tom Lysiak (Atlanta)
1973-74	Al McDonough (Atlanta)
1972-73	Randy Manery (Atlanta)

FLAMES ALL–TIME TROPHY WINNERS

NHL PLAYER FOUNDATION AWARD
OUTSTANDING CHARITABLE AND COMMUNITY WORK
2015-16 | Mark Giordano
2003-04 | Jarome Iginla

MARK MESSIER LEADERSHIP AWARD
BEST LEADER
2019-20 | Mark Giordano
2008-09 | Jarome Iginla

JACK ADAMS AWARD
COACH OF THE YEAR
2014-15 | Bob Hartley



VEZINA TROPHY
BEST GOALTENDER
2005-06 | Miikka Kiprusoff

JAMES NORRIS MEMORIAL TROPHY
BEST DEFENCEMAN
2018-19 | Mark Giordano



WILLIAM M. JENNINGS TROPHY
FEWEST GOALS AGAINST
2005-06 | Miikka Kiprusoff



MAURICE "ROCKET" RICHARD TROPHY
MOST GOALS
2003-04 | Jarome Iginla
2001-02 | Jarome Iginla

LESTER B. PEARSON AWARD
MVP–VOTED BY PLAYERS
2001-02 | Jarome Iginla



ART ROSS TROPHY
MOST POINTS
2001-02 | Jarome Iginla

BILL MASTERTON TROPHY
DEDICATION
1995-96 | Gary Roberts
1982-83 | Lanny McDonald

CONN SMYTHE TROPHY
PLAYOFF MVP
1988-89 | Al MacInnis

LADY BYNG TROPHY
SPORTSMANSHIP COMBINED WITH HIGH LEVEL OF PLAY
2016-17 | Johnny Gaudreau
2014-15 | Jiri Hudler
1988-89 | Joe Mullen
1986-87 | Joe Mullen
1978-79 | Bob MacMillan

KING CLANCY AWARD
HUMANITARIAN CONTRIBUTION
2003-04 | Jarome Iginla
1994-95 | Joe Nieuwendyk
1987-88 | Lanny McDonald

CALDER MEMORIAL TROPHY
TOP ROOKIE
1989-90 | Sergei Makarov
1987-88 | Joe Nieuwendyk
1985-86 | Gary Suter
1976-77 | Willi Plett
1974-75 | Eric Vail

ALKA-SELTZER TROPHY PLUS/MINUS AWARD - 1990-91 | Theoren Fleury (tie) 1988-89 | Joe Mullen 1987-88 | Brad McCrimmon

TEAM AWARDS

THE J.R. McCAIG MEMORIAL AWARD



This award honours two Calgary Flames personnel, a player and staff member, who best exemplify Mr. McCaig's enduring virtues of respect, courtesy and compassion for all individuals he encountered both in his professional and everyday life.

The 2020-21 J.R. McCaig Memorial Award recipients were Chris Tanev and Brian Armstrong.

PREVIOUS J.R. McCAIG MEMORIAL AWARD WINNERS

2019-20	Milan Lucic	2014-15	Kris Russell	2009-10	Daymond Langkow
	Deidra Campagna		Lori Warner		Mike Duben
2018-19	Matthew Tkachuk	2013-14	Matt Stajan	2008-09	Craig Conroy
	Jason Kelly		Marc Leost		Luke Dauray
2017-18	Mikael Backlund	2012-13	Lee Stempniak	2007-08	Jarome Iginla
	Jason Barriere		Geordie MacLeod		Bob Godun
2016-17	Dougie Hamilton	2011-12	Mark Giordano	2006-07	Stephane Yelle
	Jodie Schreiner		Art Hernandez		Gail Miller
2015-16	T.J. Brodie	2010-11	Tim Jackman	2005-06	Robyn Regehr
	Bernie Bajnok		Candice Goudie		Mark Stiles

TEAM AWARDS

THE RALPH AND SONIA SCURFIELD HUMANITARIAN AWARD

RALPH T. SCURFIELD
1928-1985

SONIA SCURFIELD
1928-2018

This award is presented annually to the Calgary Flames player who best exemplifies the qualities of perseverance, determination and leadership on the ice combined with dedication to community service.

The 2020-21 Ralph and Sonia Scurfield Humanitarian Award recipient was Mikael Backlund.

PREVIOUS RALPH AND SONIA SCURFIELD HUMANITARIAN AWARD WINNERS

2019-20	Sam Bennett
2018-19	Travis Hamonic
2017-18	Travis Hamonic
2016-17	Sean Monahan
2015-16	Mark Giordano
2014-15	Joe Colborne
2013-14	Mikael Backlund
2012-13	Matt Stajan
2011-12	Curtis Glencross
2010-11	Cory Sarich
2009-10	Craig Conroy
2008-09	David Moss
2007-08	Dion Phaneuf
2006-07	Rhett Warrener
2005-06	Rhett Warrener
2003-04	Martin Gelinas
2002-03	Denis Gauthier
2001-02	Jarome Iginla
2000-01	Jarome Iginla
1999-00	Robyn Regehr
1998-99	Ed Ward
1997-98	Ed Ward
1996-97	Mike Sullivan
1995-96	Gary Roberts
1994-95	Not awarded
1993-94	Al MacInnis
1992-93	Joel Otto
1991-92	Bob Johnson
1990-91	Jamie Macoun
1989-90	Tim Hunter
1988-89	Lanny McDonald
1987-88	Jim Peplinski
1986-87	Lanny McDonald

MIKAEL BACKLUND

TEAM AWARDS

DARYL SEAMAN AWARD

DARYL "DOC" SEAMAN
1922-2009

The Daryl "Doc" Seaman Award is presented to the Flames player who leads the team in scoring points at the end of the regular season. The inaugural award goes to Johnny Gaudreau as he had 19 goals along with 30 assists for 49 points in 56 games during the 2020-21 season.

Mr. Seaman was one of six community leaders who helped bring the Flames to Calgary in 1980. He was a great visionary about the game, appreciated the Canadian value of hockey and was the Founding Governor of the Hockey Canada Foundation in 1979. Doc passed in 2009. He was inducted to the Hockey Hall of Fame in 2010.

JOHNNY GAUDREAU

CLAYTON H. RIDDELL AWARD

CLAYTON H. RIDDELL
1937-2018

The Clayton H. Riddell Award is presented to the Flames defenseman who demonstrates throughout the regular season the greatest all-round ability at the position. Giordano led all Flames defencemen in points (26), goals (9) and assists (17) as well as leading the team in TOI/GM with 22:57. The 2018 Norris Trophy winner played in all 56 games this season posting a plus 5.

Mr. Riddell joined the Flames in 2004 and was part of the dramatic run to the 2004 Stanley Cup Finals. The Flames and the Calgary community lost Clay in September of 2018. He was a great man of industry, sports, philanthropy and human decency. He will be remembered forever as a man "who made a difference."

MARK GIORDANO

TEAM AWARDS

HARLEY H. HOTCHKISS AWARD



The Harley H. Hotchkiss Award is presented to the player selected as the team's most valuable player. Elias Lindholm had 19 goals along with 28 assists for 47 points in 56 games during the 2020-21 season.

Mr. Hotchkiss was one of the original owners and community leaders who brought the Flames to Calgary in 1980. Harley's passion and commitment to hockey's growth have benefited all individuals involved with our great game and he was deservingly recognized with his election to the Hockey Hall of Fame in 2006. He is remembered as a friend and mentor to the entire hockey fraternity. Harley passed away in June 2011.

ELIAS LINDHOLM

TEAM AWARDS

THE DICK DILLMAN AWARD

This award is voted on annually by Professional Hockey Writers Association (PHWA) members to honour the hard work of public relations staff who make the extra effort to help promote and cover the National Hockey League and their teams. It is named in honour of late Minnesota North Stars PR extraordinaire Dick Dillman (1930-1988).

The 2020-21 Dick Dillman Award recipients were the Carolina Hurricanes, Pittsburgh Penguins, Minnesota Wild and Edmonton Oilers.

PREVIOUS DICK DILLMAN AWARD WINNERS

2019-20	Minnesota Wild
	Carolina Hurricanes
2018-19	**Calgary Flames**
	Tampa Bay Lightning
2017-18	Philadelphia Flyers
	Dallas Stars
2016-17	Toronto Maple Leafs
	Minnesota Wild
2015-16	**Calgary Flames**
	Florida Panthers
2014-15	Philadelphia Flyers
	Dallas Stars
2013-14	Boston Bruins
	Anaheim Ducks
2012-13	Boston Bruins
	Anaheim Ducks
2011-12	Philadelphia Flyers
	Nashville Predators
2010-11	Boston Bruins
	Chicago Blackhawks
2009-10	Washington Capitals
	San Jose Sharks
2008-09	Washington Capitals
	San Jose Sharks
2007-08	Washington Capitals
	San Jose Sharks
2006-07	Washington Capitals
	San Jose Sharks
2005-06	Minnesota Wild
2003-04	San Jose Sharks
1998-99	Dallas Stars
	Edmonton Oilers
1995-96	Mighty Ducks of Anaheim
1994-95	New Jersey Devils

CALGARY FLAMES FOUNDATION

Foundation

Mission

The Calgary Flames Foundation strives to improve the lives of southern Albertans through the support of health and wellness, education and grassroots sports programming.

Vision

Using the power of sport to create healthier communities.

Impact

Since ownership brought the team to Calgary in 1980, the Calgary Flames Foundation has injected over $50 million southern Alberta communities including more than $5 million in 2020-21.

Over $5.1 Million donated last season by the Calgary Flames Foundation — thanks to your support!

VISIT CALGARYFLAMESFOUNDATION.COM TO VIEW THE 2019-20 ANNUAL REPORT

CALGARY FLAMES FOUNDATION

Foundation

Removing Barriers

Making hockey more accessible to families in Calgary and surrounding areas.

FLAMES EVENSTRENGTH PROGRAM

Flames EvenStrength Program (FESP) in partnership with Hockey Calgary and KidSport Calgary helps to alleviate the cost of playing hockey for children in our community facing financial barriers to participating in organized sports.

This program was extended all over southern Alberta this past season, helping to facilitate participation in minor hockey in Calgary and southern Alberta. Access to hockey in Calgary and area has never been better. If you want to play, we want to help make it happen. Financial barriers with respect to registration and equipment costs should not keep youth from getting into the game this season.

CALGARY FLAMES SPORTS BANK

Calgary Flames Sports Bank's primary goal is to gather, recycle and redistribute equipment at no cost to kids who would otherwise be denied the opportunity to participate in sports. Calgary Flames Sports Bank opened in August of 2014 to provide no cost gently used equipment to qualified families across Southern Alberta. Calgary Flames Sports Bank is here to help eliminate the cost barrier specific to equipment for families in need.

CALGARY FLAMES COMMUNITY HOUSE LEAGUE

This house league provides recreational players the opportunity to play organized hockey that is affordable, fun and safe with only a moderate time commitment, allowing for participation in other social, academic or recreational activities.

It also provides players with limited skills and knowledge an introduction to the game in a less intimidating format. One game and one practice a week and no fundraising requirements.

EVERY KID EVERY COMMUNITY— HOCKEY ALBERTA FOUNDATION

A community grant program helping to provide every child in Alberta with the opportunity to play hockey.

HEROS

The premise of HEROS is to use the game of hockey as a catalyst to attract vulnerable children and youth to a program offering support for education, self-esteem building, and life skills training. HEROS works with local schools to determine the kids who will benefit most from the program.

Youth from Calgary high-need communities, who are faced with significant social and/or emotional challenges and who struggle at home, at school, or in the community, are all eligible to participate in HEROS.

SUPER HEROS

Super HEROS launched last season with support from the Flames Foundation. Super HEROS program is a free program that provides an adapted on-ice curriculum for boys and girls with cognitive and physical challenges aged 7-17.

CALGARY FLAMES FOUNDATION

United by Community

WE ARE ALL THE C OF RED

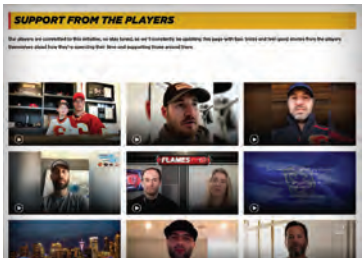

With the inability to run annual Calgary Flames Foundation Community Relations programs like hospital visits, school visits, player programs and in-person programs due to pandemic restrictions, the Calgary Flames strived to stay connected with the community through various online, virtual and video engagement activities with players and personnel.

Following the launch of the Calgary Flames Foundation covid-19 Community Support Program, the Calgary Flames Foundation and Calgary Sports and Entertainment Corporation (CSEC) introduced a resource-focused website providing community connections through the Flames and all CSEC teams.

The United by Community website includes content, activities and online programs for families that can be done at home. There are recreational resources for youth, connections to online fitness programs and online social messaging from CSEC players and alumni.

Adults can download workouts created by Flames Strength and Conditioning Coach Ryan van Asten, which can be completed at home with no equipment.

Additionally, the website provides information and available resources to support individuals and families learning, working and staying at home.

The United by Community campaign included hundreds of hours of Calgary Flames players' time making phone calls, participating in milestone celebration drives, zoom calls and online video production for youth and fans.

During home learning, Flames captain Mark Giordano surprised a local school's virtual classroom for an afternoon of learning.

Milan Lucic sent graduation wishes to Calgary's graduating students.

Harvey the Hound helped make the birthday of one of our Flames Foundation friends, Lincoln, special by being the surprise at the final spot on a scavenger hunt.

Lincoln also got a special birthday wish from his good friend Mark Giordano.

CALGARY FLAMES FOUNDATION INCLUSION PROGRAM

CALGARY SPORTS AND ENTERTAINMENT CORPORATION

INCLUSION PROGRAM

Supporting diversity within our communities and the sports we love.

THE POWER OF SPORT | THE STRENGTH OF INCLUSION

Calgary Sports and Entertainment Corporation (CSEC) and the Calgary Flames Foundation are proud to introduce the creation of the CSEC Inclusion Program. This program is comprised of a $2 million investment in sport inclusion through the Calgary Flames Foundation, along with the establishment of organizational and community partnerships and programs that promote inclusion.

CSEC values diversity, equity and inclusion by providing a welcoming environment internally and externally. Organizational priorities include supporting a diverse and inclusive workplace through human resources policies, processes, inclusion related initiatives and educational training for all CSEC staff and athletes.

This inclusion fund includes a $2 million commitment through the Calgary Flames Foundation to support inclusion, diversity and equality in sport. The CSEC Inclusion Fund will foster greater inclusion and access to sport for BIPOC individuals, people with disabilities, women and girls and the LGBTQ+ community.

This strategy deploys funds to provide greater access, opportunities and inclusive environments, harnessing the power of sport to improve lives and support underrepresented and historically marginalized people. Support of inclusion is, and will continue to be, a priority for CSEC teams and the Calgary Flames Foundation.

CSEC INCLUSION PROGRAM
The CSEC Inclusion Program will foster greater inclusion and access to sport for **BIPOC individuals, people with disabilities, women and girls and the LGBTQ+ community.**

Calgary has become the third-most ethnically diverse city in Canada. Sports participation rates for historically marginalized communities' remains at comparatively low levels. According to the 2005 General Social Survey, children of recent immigrants (in Canada for less than 10 years) are 32% less likely to participate in sports than children of Canadian-born parents (55%), as per Statistics Canada and reported by Sport Ontario.

The Canadian Women in Sport Rally Report cited that as many as 62% of Canadian girls are not participating in any kind of sport (2). More recently the Pandemic Impact on Girls in Sport report, which collected data from over 5,000 Canadian families, shows that 1 in 4 girls are not committed to returning to sport, as reported by Canadian Women and Sport (4).

Active City cited in the 2030 Playbook that 44% of gay youth and 48% of lesbian youth are worried about being rejected by teammates. The same report found that sport increases social integration, improved self-confidence, and self-perception of young people with physical disabilities (3).

The Calgary Flames Foundation and CSEC are looking forward to continuing to learn, grow, work and support inclusion through a long term vision of inclusion in sport. The CSEC Inclusion Program includes a $2 million investment in sport inclusion through the Calgary Flames Foundation. The following are the introductory initiatives and partnerships included in the CSEC Inclusion Program.

CALGARY FLAMES FOUNDATION INCLUSION PROGRAM

DIVERSITY AND EQUALITY | ACCESS TO SPORT FOR BIPOC PEOPLE

INDIGENOUS MENTORSHIP AND INTERNSHIP PROGRAM
CSEC is launching an internship and mentorship program for surrounding indigenous communities and students. The mentorship program will provide indigenous youth and students' access to exclusive educational seminars hosted by CSEC departmental leaders on the business of sport and entertainment. The internship program will prioritize the hiring of indigenous students each season. In conjunction with these two programs CSEC will work with neighbouring indigenous communities to offer educational seminars, hosted by indigenous leaders and peoples, for CSEC staff.

CREATING INCLUSIVE SPACES
In addition to the two inclusive spaces the Calgary Flames Foundation helped open this year in Siksika Nation and a fully accessible outdoor rink in Parkdale, funding will continue to be provided to sport and recreational spaces in southern Alberta that stimulate inclusion among diverse populations and promote inclusive and accessible spaces. Examples include:

- Outdoor rinks in indigenous communities
- Sport courts and play spaces for and in marginalized communities
- Inclusive and accessible outdoor rink and play spaces in Calgary communities in partnership with the Parks Foundation Calgary.

EXTENSION OF CSEC SCHOLARSHIP PROGRAM AND CALGARY BLACK CHAMBERS
The Calgary Flames Foundation currently provides scholarships to post-secondary student athletes at UofC, MRU and SAIT. Each year three student athletes receive scholarships at each school. This program will be extended to five scholarships per school per year with the two additional scholarships awarded to BIPOC student athletes. This is also paired with an annual investment in the Calgary Black Chambers Scholarship Program awarded with the goal of supporting and promoting the academic achievements of Calgary's Black students.

SPIRIT NORTH PARTNERSHIP – MOVEMENT MATTERS
This partnership with Spirit North supporting the program Movement Matters will promote mental and physical health through sport and play for southern Alberta's Indigenous children and youth. Funding from the Calgary Flames Foundation will assist with the delivery of Spirit North's land-based sport and play programs to Indigenous children and youth aged 6-16 in southern Alberta.

INDIGENOUS SPORT HEROES EDUCATION EXPERIENCE
The Calgary Flames Foundation has supported the Canada's Sports Hall of Fame and SAIT on the creation of an Indigenous Sport Heroes Education Experience. This is a web based multi-media, interactive experience designed like chapters in a book. The exhibit will share the stories of the 14 Indigenous Hall of Famers for K-12 students available at no cost to teachers.

CALGARY FLAMES FOUNDATION INCLUSION PROGRAM

LACE UP FOR NEWCOMERS HOCKEY PROGRAM
This floor hockey program will run once a week at YMCAs across Calgary in collaboration with the Centre for Newcomers and Trellis. Youth between the ages of eight and 12 are encouraged to register for the program at no cost as an introduction to hockey and sport.

CALGARY FLAMES NHL/NHLPA FIRST SHIFT PROGRAM
The First Shift Program is designed to ensure a positive experience for new-to-hockey families. The program provides a full set of equipment and six ice sessions to participants ages 6-10 and is an important step to learning to play and removing barriers to entry. This season camps include a camp in partnership with APNA hockey focused on the South Asian hockey community in Calgary and camps in Tsuut'ina and Siksika Nation.

BLACK GIRL HOCKEY CLUB – HOCKEY PROGRAMMING
The Black Girl Hockey Club provides education, scholarship opportunities and community spaces focused on providing provide Black girls access to hockey. Calgary Flames Foundation funding will subsidize the costs of playing hockey for Black girls aged 9-18 years old. These scholarships are designed to assist and encourage Black women to pursue their interest in hockey.

CALGARY FLAMES SPORTS BANK
The Calgary Flames Sports Bank will continue to remove the barrier of accessing equipment by mobilizing the Sports Bank into marginalized, culturally diverse and indigenous communities in Calgary and southern Alberta.

CALGARY HITMEN AND SIKSIKA NATION MEMORANDUM OF UNDERSTANDING
The Calgary Hitmen and Siksika Nation signed a first of its kind Memorandum Of Understanding (MOA) on August 12, 2021. The MOU provides a framework in which both parties work together to use sport to promote health and wellness, sport participation, and inclusion.

EVERY CHILD MATTERS GAME
The Calgary Hitmen and Siksika Health host an annual Every Child Matters Game which celebrates Blackfoot Culture, promotes Indigenous role models in sport, and highlights the importance of sport in health and wellness. Siksika Health has assisted the Hitmen with COVID-19 planning as part of the teams return to play committee. The next Every Child Matters Game is January 15, 2022 at the Scotiabank Saddledome.

ACCESSIBILITY FOR PEOPLE WITH DISABILITIES

CALGARY FLAMES ADAPTIVE HOCKEY PROGRAM
Calgary Flames Foundation support will prioritize the procurement of roller sleds for clinics in Calgary. These clinics will be a combination of roller sled and on-ice sledge hockey clinics in partnership with PX3 Academy. The goal of the program is to encourage participation in adaptive sports and hockey among youth with existing or recently acquired physical disabilities.

EXTENSION OF THE SUPERHEROS PROGRAM TO CENTRAL ALBERTA
SuperHEROS is an adapted on-ice hockey program for children and youth living with physical and cognitive challenges that otherwise would be a barrier to taking part in hockey. The Calgary Flames Foundation was a key part of the partnership that brought this program to Calgary, the first of its kind in Western Canada. In partnership with HEROS, the Calgary Flames Foundation now will help to extend the program to provide adapted hockey throughout the Central Alberta Region.

SENSORY KITS
Sensory kits, designed to make CSEC games and events more accessible and inviting to children and people with sensory challenges will be available upon request for no cost at McMahon Stadium and the Scotiabank Saddledome at guest services for all Calgary Flames, Hitmen, Roughnecks and Stampeders games and events.

CALGARY FLAMES FOUNDATION INCLUSION PROGRAM

VOLT HOCKEY – CALGARY FLAMES DIVISION
The Calgary Flames Foundation has partnered with Variety-the Children's Charity of Alberta Association to present the Calgary Flames Division of the Volt Hockey Program. Volt Hockey is an adaptive variation of hockey that has been designed for children and adults with complex disabilities to enable them to play hockey, a sport that at one time was untouchable for them. Volt is played in a specially designed electric hockey sport chair for youth 6 years and up, with severe physical disabilities and limited upper body strength.

THE ALBERTA SPORTS AND RECREATION ASSOCIATION FOR THE BLIND (ASRAB)
Support has been provided by the Calgary Flames Foundation focused on physical education modules for children with visual impairments. This partnership will help create a resource that physical education teachers can access when they have students with visual impairments.

GIRLS AND WOMEN

PROFESSIONAL WOMEN'S HOCKEY PLAYER ASSOCIATIONS (PWHPA) PARTNERSHIP
The Calgary Flames and Calgary Flames Foundation are proud to partner with the Professional Women's Hockey Player Association (PWHPA) on a variety of programs and also supported the May 2021 PWHPA Secret Dream Gap Tour in Calgary.

CALGARY FLAMES FIRST SHIFT PROGRAM FOR GIRLS
The extension and growth of Calgary Flames learn to play program in partnership with the NHL. Camp(s) are hosted for girls aged 6-10 across Southern Alberta. The program provides a full set of equipment and six ice sessions for participants and is an important step to learning to play and removing barriers to entry.

INTERNATIONAL WOMEN'S DAY (IWD)
Through the Calgary Flames IWD activations, the Calgary Flames amplify female leaders in sport and business. Each year the Calgary Flames provide mentorship opportunities for women and celebrate girls and women in our community.

FAST AND FEMALE
Fast and Female fosters lasting involvement in sports for young girls. Fast and Female provides opportunities for powerful connection with REAL (Relatable, Empowered, Active Leaders) Role Models from within the girls' communities. The Calgary Flames Foundation has been pleased to partner with Fast and Female in the past and looks forward to working closely with the organization in the future in our shared goals of creating meaningful space to keep girls active in sport and play.

CALGARY FLAMES FOUNDATION INCLUSION PROGRAM

LGBTQ+ COMMUNITY

YOU CAN PLAY
This partnership with You Can Play will support educational resources for CSEC teams along with a unique interactive educational experience for young athletes in football, lacrosse and hockey. The You Can Play Project works to ensure the safety and inclusion for all who participate in sports, including LGBTQ+ athletes, coaches and fans. This partnership supports the fight for fairness in the locker room and sport spaces everywhere.

CSEC and the Calgary Flames Foundation are dedicated to using sport to celebrate diversity and support inclusion in our community. Sport is an equalizer, frequently offering a level playing field. The goal of the CSEC Inclusion Program is to break down barriers and influence meaningful change, while supporting future growth and increased access to participation in sport among youth in our communities.

REFERENCES

1 Sport4Ontario, Advocacy Toolkit, Diversity in Sport. (2013)
http://www.sport4ontario.ca/uploads/2/9/0/7/29071139/sport4all_advocacy_toolkit_final.pdf

2 Canadian Women & Sport. Canadian Women & Sport, The Rally Report, (2020)
https://womenandsport.ca/wp-content/uploads/2020/06/Canadian-Women-Sport_The-Rally-Report.pdf

3 Active City, Active City Playbook 2030 (2020)
https://static1.squarespace.com/static/5a668a99bce1765a27495af0/t/5fc14fdf4e98326c024109a0/1606504451803/Playbook+2030+FINAL-compressed.pdf

4 Canadian Women and Sport, the Pandemic Impact on Girls in Sport report (2021)
https://womenandsport.ca/wp-content/uploads/2021/07/COVID-Alert-final-English-July-2021.pdf

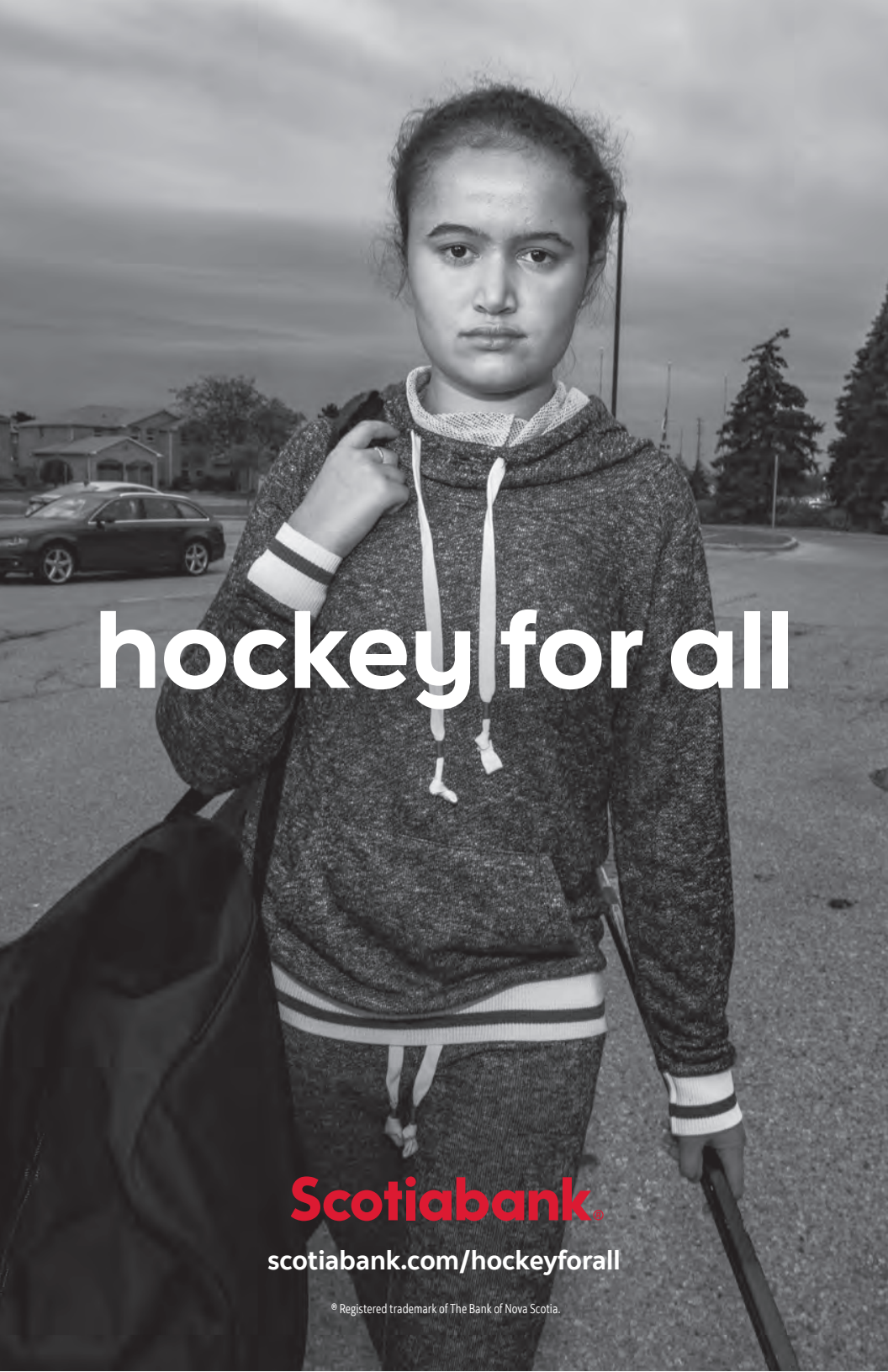
hockey for all
Scotiabank®
scotiabank.com/hockeyforall
® Registered trademark of The Bank of Nova Scotia.

THE PLAYERS

4 | RASMUS ANDERSSON

Defence | Shoots: Right | 6'1" | 207 lbs. | DOB: Oct. 27, 1996 | Birthplace: Malmö, SWE

DRAFTED: Selected by Calgary in the second round (53rd overall) in the 2015 NHL Draft

CAREER REGULAR SEASON								CAREER PLAYOFFS				
SEASON	**CLUB**	**LEAGUE**	**GP**	**G**	**A**	**PTS**	**PIM**	**GP**	**G**	**A**	**PTS**	**PIM**
2012-13	Malmo	Swe-1	38	3	8	11	22	-	-	-	-	-
2013-14	Malmo	Swe-1	43	3	10	13	26	-	-	-	-	-
2014-15	Barrie	OHL	67	12	52	64	88	9	1	3	4	6
2015-16	Barrie	OHL	64	9	51	60	60	15	2	13	15	16
2016-17	Stockton	AHL	54	3	19	22	38	5	0	0	0	6
	Calgary	NHL	1	0	0	0	0	-	-	-	-	-
2017-18	Stockton	AHL	56	9	30	39	41	-	-	-	-	-
	Calgary	NHL	10	0	0	0	4	-	-	-	-	-
2018-19	Calgary	NHL	79	2	17	19	23	5	1	2	3	2
2019-20	Calgary	NHL	70	5	17	22	57	10	3	2	5	6
2020-21	Calgary	NHL	56	5	16	21	34	-	-	-	-	-
	TOTAL	**NHL**	**216**	**12**	**50**	**62**	**118**	**15**	**4**	**4**	**8**	**8**
		AHL	**110**	**12**	**49**	**61**	**79**	**5**	**0**	**0**	**0**	**6**
		OHL	**131**	**21**	**103**	**124**	**148**	**24**	**3**	**16**	**19**	**22**
		SWE-1	**81**	**6**	**18**	**24**	**48**	**-**	**-**	**-**	**-**	**-**

NHL HIGHLIGHTS

CAREER FIRSTS

FIRST NHL GAME: at SJS on Apr. 8, 2017

FIRST NHL GOAL: vs. PHI on Dec. 12, 2018

FIRST NHL ASSIST: vs. WSH on Oct. 27, 2018

2020–21 HIGHLIGHTS

- Played a team high 23:58 minutes, picked up an assist on the Flames first goal of the season and lead the team in blocked shots (4) on Jan.14, 2021 @ WPG
- Registered points in his first four games Jan.14-24 (1+3) which tied his career high point streak
- Had points in four of six games (1+5) Feb.13-22
- Played his 200th career game on Apr. 5 vs. TOR
- Tied his career high with his 5th goal on May 13 vs. VAN

CAREER HIGHLIGHTS

- Skated in his 100th career NHL game on Oct. 20 at ANA
- Playing in his fourth full NHL season, all with the Flames
- Scored his first career Stanley Cup Playoff goal on Apr. 13, 2019 vs. COL
- Made his post season debut on Apr. 11, 2019 vs. COL
- Notched his first career NHL point (assist) on a goal by Matthew Tkachuk on Oct. 27, 2018 vs. WSH
- Played in the AHL All-Star game in 2018 representing the Stockton Heat
- Made his NHL debut on Apr. 8, 2017 at SJS
- Was named an OHL First Team All-Star for the 2015-16 season as a member of the Barrie Colts
- CHL Top Prospects Game 2014-15, OHL Second All-Star Team

CAREER VS. NHL

TEAM	GP	G	A	PTS	PIM
ANA	8	0	2	2	0
ARI	10	0	5	5	2
BOS	4	0	2	2	0
BUF	4	0	2	2	0
CAR	4	0	1	1	0
CHI	6	0	0	0	4
COL	6	0	0	0	0
CBJ	5	0	1	1	2
DAL	6	0	0	0	12
DET	5	0	1	1	0
EDM	19	1	3	4	14
FLA	4	0	1	1	0
LAK	9	0	3	3	14
MIN	6	0	2	2	0
MTL	13	2	0	2	12
NSH	6	3	2	5	0
NJD	3	0	2	2	0
NYI	2	1	1	2	0
NYR	3	0	0	0	0
OTT	13	0	4	4	10
PHI	4	1	1	2	0
PIT	4	0	2	2	7
SJS	8	0	2	2	18
STL	6	0	0	0	5
TBL	3	0	0	0	4
TOR	13	0	5	5	8
VAN	16	3	4	7	4
VGK	8	1	1	2	2
WSH	4	0	1	1	0
WPG	14	0	2	2	0
TOTAL	**216**	**12**	**50**	**62**	**118**

CAREER PLAYOFFS VS. NHL

TEAM	GP	G	A	PTS	PIM
COL	5	1	2	3	2
DAL	6	2	2	4	2
WPG	4	1	0	1	4
TOTAL	**15**	**4**	**4**	**8**	**8**



11 | MIKAEL BACKLUND

Centre | Shoots: Left | 6'0" | 206 lbs. | DOB: Mar. 17, 1989 | Birthplace: Vasteras, SWE

DRAFTED: Selected by Calgary in the first round (24th overall) in the 2007 NHL Draft

CAREER REGULAR SEASON								CAREER PLAYOFFS				
SEASON	**CLUB**	**LEAGUE**	**GP**	**G**	**A**	**PTS**	**PIM**	**GP**	**G**	**A**	**PTS**	**PIM**
2005-06	Vasteras	SWE-2	12	2	2	4	14	-	-	-	-	-
2006-07	Vasteras	SWE-1	18	1	2	3	14	-	-	-	-	-
	Vasteras	SWE-2	7	5	4	9	8	5	1	0	1	4
2007-08	Vasteras	SWE-1	37	9	4	13	24	-	-	-	-	-
	Vasteras	SWE-2	9	7	6	13	20	-	-	-	-	-
	SWE U-20	WJC	6	3	4	7	10	-	-	-	-	-
2008-09	Vasteras	SWE-1	17	4	4	8	39	-	-	-	-	-
	Calgary	NHL	1	0	0	0	0	-	-	-	-	-
	Kelowna	WHL	28	12	18	30	26	19	13	10	23	26
	SWE U-20	WJC	6	5	2	7	6	-	-	-	-	-
2009-10	Abbotsford	AHL	54	15	17	32	26	13	1	8	9	14
	Calgary	NHL	23	1	9	10	6	-	-	-	-	-
	Sweden	WC	6	0	1	1	2	-	-	-	-	-
2010-11	Calgary	NHL	73	10	15	25	18	-	-	-	-	-
	Abbotsford	AHL	1	0	0	0	0	-	-	-	-	-
	Sweden	WC	9	3	2	5	2	-	-	-	-	-
2011-12	Calgary	NHL	41	4	7	11	16	-	-	-	-	-
2012-13	Calgary	NHL	32	8	8	16	29	-	-	-	-	-
	Vasteras IK	SWE-2	23	12	18	30	22	-	-	-	-	-
2013-14	Calgary	NHL	76	18	21	39	32	-	-	-	-	-
	Sweden	WC	10	5	3	8	29	-	-	-	-	-
2014-15	Calgary	NHL	52	10	17	27	14	11	1	1	2	8
2015-16	Calgary	NHL	82	21	26	47	28	-	-	-	-	-
	Sweden	WC	8	3	1	4	4	-	-	-	-	-
2016-17	Calgary	NHL	81	22	31	53	36	4	1	2	3	0
2017-18	Calgary	NHL	82	14	31	45	78	-	-	-	-	-
2018-19	Calgary	NHL	77	21	26	47	52	5	1	2	3	8
2019-20	Calgary	NHL	70	16	29	45	26	10	4	2	6	8
2020-21	Calgary	NHL	54	9	23	32	30	-	-	-	-	-
	TOTAL	**NHL**	**744**	**154**	**243**	**397**	**365**	**30**	**7**	**7**	**14**	**24**
		AHL	**55**	**15**	**17**	**32**	**26**	**13**	**1**	**8**	**9**	**14**
		WHL	**28**	**12**	**18**	**30**	**26**	**19**	**13**	**10**	**23**	**26**
		SWE-1	**72**	**14**	**10**	**24**	**77**	**-**	**-**	**-**	**-**	**-**
		SWE-2	**39**	**24**	**28**	**52**	**50**	**5**	**1**	**0**	**1**	**4**

NHL HIGHLIGHTS

CAREER FIRSTS

FIRST NHL GAME: vs. NYI on Jan. 8, 2009
FIRST NHL GOAL: at PHX on Jan. 28, 2010
FIRST NHL ASSIST: vs. EDM on Jan. 30, 2010

NHL/FLAMES AWARDS

2013-14: Ralph T. Scurfield Humanitarian Award
2017-18: J.R. McCaig Memorial Award

INTERNATIONAL

2008: WJC – Team Sweden (Silver Medal – 3G, 4A)
2009: WJC – Team Sweden (Silver Medal – 5G, 2A)
2010: WC – Team Sweden (Bronze Medal – 1A)
2011: WC – Team Sweden (Silver Medal – 3G, 2A)
2014: WC – Team Sweden (Bronze Medal – 5G, 3A)
2016: WC – Team Sweden (3G, 1A)
2016: World Cup – Team Sweden (0G, 0A)
2018: WC – Team Sweden "C" (Gold Medal - 2G, 7A)

PENALTY SHOTS

Oct. 19, 2019 at LAK (Quick) - Goal
Mar. 13, 2013 vs. DET (Gustavsson) – No Goal

2020–21 HIGHLIGHTS

- Played in his 700th career game on Feb. 4 @ WPG
- Had a goal and two assists, was a +2 and a team high in shots (9) [which ties a career high] on Feb. 6 vs. EDM
- Had his second three point game of the season (1+2) on Feb.27 @ OTT and was a team high +4
- Scored a pair of goals for the first time in the season (including a short-handed goal) on Apr. 5 vs. TOR
- Had a pair of assist on Apr. 10 vs. EDM and had back-to-back multi-point games (Apr. 5 & 10)

CAREER HIGHLIGHTS

- Notched eight goals in eight games from Feb. 10 – 25, 2020
- Recorded his 200th career assist on Dec. 7 vs. LAK
- Playing in his 14th NHL season, all with the Flames
- Tallied career point number 300 with a goal on Jan. 19, 2019 at EDM
- Became only the eighth European-born player to get at least 10 multi-point games as a Flames
- Notched the 100th goal of his career on Nov. 25, 2017 at COL
- Skated in his 500th career NHL game on Dec. 31, 2017 vs. CHI
- Awarded the teams J.R. McCaig award on Mar. 12, 2018
- Tallied his first career NHL playoff short-handed goal on Apr. 15, 2017 at ANA
- Set new career highs in goals (22), assists (31) and points (53) in the 2016-17 season
- Played in his 400th career NHL game on Nov. 20, 2016 at DET
- Recorded his first NHL hat trick on Apr. 7, 2016 vs. VAN
- Recorded his 100th career assist on Mar. 16, 2016 vs. WPG
- Made his NHL playoff debut in 2014-15 and scored Calgary's only postseason overtime winner
- Led all Flames in the 2014-15 regular season with two short-handed goals
- Had career high point (eight games) and goal-scoring (four games) streaks in the second half of the 2014-15 season after returning from an injury
- In 2013-14, he led Calgary with four short-handed goals, 63 takeaways and 628 faceoff wins
- Was the Flames' top rookie in 2010-11 with 10 goals, 15 assists and 25 points
- His Kelowna Rockets lost in the Memorial Cup final in 2008-09
- Had 23 points in 19 playoff games to help Kelowna win the WHL championship that season
- Made his NHL debut in the 2008-09 season before joining the Kelowna Rockets

CAREER VS. NHL

TEAM	GP	G	A	PTS	PIM
ANA	38	10	8	18	53
ARI	37	11	9	20	18
BOS	17	5	5	10	4
BUF	13	2	4	6	12
CAR	16	3	3	6	4
CHI	30	5	7	12	4
COL	31	10	17	27	16
CBJ	21	2	9	11	2
DAL	26	4	6	10	4
DET	24	6	6	12	22
EDM	51	11	27	38	30
FLA	14	5	7	12	6
LAK	35	6	8	14	28
MIN	33	5	9	14	8
MTL	15	0	3	3	4
NSH	28	7	9	16	24
NJD	14	2	6	8	6
NYI	14	3	4	7	10
NYR	13	2	3	5	10
OTT	27	5	10	15	12
PHI	14	2	5	7	4
PIT	14	3	7	10	6
SJS	39	9	13	22	14
STL	28	3	10	13	10
TBL	15	3	5	8	2
TOR	23	5	5	10	6
VAN	51	13	17	30	24
VGK	11	2	6	8	2
WSH	16	3	4	7	4
WPG	27	5	10	15	8
TOTAL	**744**	**154**	**243**	**397**	**365**

CAREER PLAYOFFS VS. NHL

TEAM	GP	G	A	PTS	PIM
ANA	9	2	2	4	4
COL	5	1	2	3	8
DAL	6	2	1	3	4
VAN	6	0	1	1	4
WPG	4	2	1	3	4
TOTAL	**30**	**7**	**7**	**14**	**24**

20 | BLAKE COLEMAN

Centre | Shoots: Left | 6'0" | 207 lbs. | DOB: Nov. 28, 1991 | Birthplace: Plano, TX

DRAFTED: Selected by New Jersey in the third round (75th overall) in the 2011 NHL Draft

ACQUIRED: Signed with the Flames as an unrestricted free agent on July 28, 2021

CAREER REGULAR SEASON								CAREER PLAYOFFS				
Season	**Club**	**League**	**GP**	**G**	**A**	**PTS**	**PIM**	**GP**	**G**	**A**	**PTS**	**PIM**
2009-10	Tri-City Storm	USHL	22	2	10	12	32	-	-	-	-	-
2009-10	Indiana Ice	USHL	36	8	8	16	24	9	0	2	2	13
2010-11	Indiana Ice	USHL	59	34	58	92	72	5	2	2	4	10
2011-12	Miami University	NCAA	39	12	11	23	56	-	-	-	-	-
2012-13	Miami University	NCAA	40	9	10	19	56	-	-	-	-	-
2013-14	Miami University	NCAA	27	19	9	28	65	-	-	-	-	-
2014-15	Miami University	NCAA	37	20	17	37	99	-	-	-	-	-
2015-16	Albany	AHL	14	4	3	7	19	-	-	-	-	-
2016-17	Albany	AHL	52	19	20	39	56	4	0	1	1	6
2016-17	New Jersey	NHL	23	1	1	2	27	-	-	-	-	-
2017-18	New Jersey	NHL	79	13	12	25	50	5	2	0	2	4
2018-19	New Jersey	NHL	78	22	14	36	71	-	-	-	-	-
2019-20	New Jersey	NHL	57	21	10	31	40	-	-	-	-	-
2019-20	Tampa Bay	NHL	9	0	1	1	16	25	5	8	13	31
2020-21	Tampa Bay	NHL	55	14	17	31	37	23	3	8	11	22
	TOTAL	**NHL**	**301**	**71**	**55**	**126**	**241**	**53**	**10**	**16**	**26**	**57**
		AHL	**66**	**23**	**23**	**46**	**75**	**4**	**0**	**1**	**1**	**6**
		NCAA	**143**	**60**	**47**	**107**	**276**	**-**	**-**	**-**	**-**	**-**
		USHL	**117**	**44**	**76**	**120**	**128**	**14**	**2**	**4**	**6**	**23**

NHL HIGHLIGHTS

CAREER FIRSTS

FIRST NHL GAME: at EDM on Jan. 12, 2017

FIRST NHL GOAL: vs. DAL on Mar. 26, 2017

FIRST NHL ASSIST: at MIN on Jan. 17, 2017

INTERNATIONAL

2018: WC – Team USA (Bronze Medal – 1G, 1A)

CAREER TRANSACTIONS

2020: Traded to Tampa Bay from New Jersey for a conditional 2020 1st round pick

2020–21 HIGHLIGHTS

- Won his second Stanley Cup in as many seasons on Jul. 7
- Scored GWG (first of his career in playoffs) in Game 2 of the Stanley Cup Final vs. MTL
- Finished second on TBL in hits on the season with 109 in 55 games
- Recorded his 100th career NHL point on Feb. 3 vs. DET

CAREER HIGHLIGHTS

- Playing in his seventh NHL season, first with the Flames
- Made his Tampa Bay Lightning Debut on Feb. 20, 2020 at VGK after four seasons with the New Jersey Devils
- Notched 20-goal seasons in back-to-back years in 2018-19 and 2019-20
- Led the Devils in hits during the 2018-19 season with 225
- Set career bests in goals (22) and points (36) in 2018-19
- Skated in his 100th career NHL game on Apr. 3, 2018 at NYR
- Scored first career NHL goal on Mar. 26, 2017 vs. DAL
- Tallied first career NHL point (assist) on Jan. 17, 2017 at MIN
- Made NHL debut on Jan. 12, 2017 at EDM
- Skated in four seasons at Miami University (Ohio), recording 60 goals and 107 points in 143 games
- USHL player of the year 2010-11
- USHL leading point scorer 2010-11 (92)

CAREER VS. NHL

TEAM	GP	G	A	PTS	PIM
ANA	5	0	1	1	4
ARI	8	1	0	1	2
BOS	12	4	1	5	12
BUF	7	2	1	3	6
CGY	7	1	2	3	10
CAR	19	2	0	2	12
CHI	13	5	6	11	12
COL	7	1	0	1	8
CBJ	20	6	3	9	6
DAL	15	5	2	7	6
DET	17	6	6	12	8
EDM	7	1	0	1	6
FLA	16	2	5	7	17
LAK	5	2	1	3	4
MIN	5	0	1	1	4
MTL	12	3	7	10	10
NSH	14	2	2	4	6
NYI	11	1	2	3	10
NYR	12	4	2	6	20
OTT	9	0	2	2	6
PHI	12	2	4	6	8
PIT	11	5	2	7	2
SJS	4	1	0	1	0
STL	3	1	0	1	2
TBL	8	0	0	0	12
TOR	11	5	1	6	20
VAN	7	0	0	0	6
VGK	6	2	2	4	2
WSH	11	4	1	5	16
WPG	7	3	1	4	4
TOTAL	**301**	**71**	**55**	**126**	**241**

CAREER PLAYOFFS VS. NHL

TEAM	GP	G	A	PTS	PIM
ANA	0	0	0	0	0
ARI	0	0	0	0	0
BOS	0	0	0	0	0
LAK	0	0	0	0	0
MIN	0	0	0	0	0
STL	0	0	0	0	0
VAN	0	0	0	0	0
TOTAL	**0**	**0**	**0**	**0**	**0**



29 | DILLON DUBE

Centre | Shoots: Left | 5'11" | 185 lbs. | DOB: Jul. 20, 1998 | Birthplace: Golden, BC

DRAFTED: Selected by Calgary in the second round (56th overall) in the 2016 NHL Draft

CAREER REGULAR SEASON								CAREER PLAYOFFS				
SEASON	**CLUB**	**LEAGUE**	**GP**	**G**	**A**	**PTS**	**PIM**	**GP**	**G**	**A**	**PTS**	**PIM**
2013-14	Kelowna	WHL	-	-	-	-	-	1	0	0	0	0
2014-15	Kelowna	WHL	45	17	10	27	12	18	5	6	11	8
2015-16	Kelowna	WHL	65	26	40	66	50	18	2	5	7	16
2016-17	Kelowna	WHL	40	20	35	55	40	17	7	14	21	18
	Stockton	AHL	-	-	-	-	-	1	0	0	0	0
2017-18	Kelowna	WHL	53	38	46	84	52	4	2	0	2	14
	Stockton	AHL	6	0	4	4	2	-	-	-	-	-
2018-19	Calgary	NHL	25	1	4	5	4	-	-	-	-	-
	Stockton	AHL	37	15	24	39	24	-	-	-	-	-
2019-20	Stockton	AHL	13	4	9	13	8	-	-	-	-	-
	Calgary	NHL	45	6	10	16	6	10	4	1	5	2
2020-21	Calgary	NHL	51	11	11	22	20	-	-	-	-	-
	TOTAL	**NHL**	**121**	**18**	**25**	**43**	**30**	**10**	**4**	**1**	**5**	**2**
		AHL	**56**	**19**	**37**	**56**	**34**	**1**	**0**	**0**	**0**	**0**
		WHL	**203**	**101**	**131**	**232**	**154**	**58**	**16**	**25**	**41**	**56**

NHL HIGHLIGHTS

CAREER FIRSTS

FIRST NHL GAME: vs. VAN on Oct. 3, 2018

FIRST NHL GOAL: vs. WPG on Nov. 21, 2018

FIRST NHL ASSIST: vs. STL on Oct. 11, 2018

INTERNATIONAL

2017: U20 WJC – Team Canada (Silver – 0G, 3A)

2018: U20 WJC – Team Canada "C" (Gold – 3G, 2A)

2020–21 HIGHLIGHTS

- Picked up his first point (assist) of the season on Jan.14, 2021 @ WPG
- Had points in back-to-back games Jan.14-16
- Registered his first multi-point game of the season (1+1) on Feb. 6 vs. EDM
- Had his first career hat-trick on Mar.4 vs. OTT
- Played in his 100th career game on Mar. 22, 2021 in OTT
- Set new career highs in goals (11) and assists (11) in a season

CAREER HIGHLIGHTS

- Playing in his fourth NHL season, all with the Flames
- Notched two goals in the first period on Aug. 11, 2020 at DAL becoming only 1 of 6 Flames in Franchise history to do so in the playoffs.
- Scored his first career playoff goal which was the game-winner and the fastest series-clinching goal in franchise history (3:21) on Aug. 6, 2020 at WPG
- Tied for second on the Flames in playoff goals (4) and tied for first in game winning goals (1) during the 2020 Stanley Cup Playoffs
- Was the captain of the 2018 goal medal winning team Canada at the U20 World Junior Championships • Named to the WHL West Second All-Star Team in 2018
- CHL Top Prospects Game in 2015-16
- Won the Ed Chynoweth Cup with the Kelowna Rockets in 2015

CAREER VS. NHL

TEAM	GP	G	A	PTS	PIM
ANA	3	0	0	0	0
ARI	3	0	1	1	0
BOS	2	0	0	0	0
BUF	3	0	1	1	2
CAR	1	0	0	0	0
CHI	3	0	2	2	0
COL	4	0	2	2	0
CBJ	1	0	0	0	0
DAL	1	0	1	1	2
DET	2	0	0	0	0
EDM	15	4	4	8	2
FLA	1	0	0	0	0
LAK	2	1	1	2	0
MIN	3	0	0	0	0
MTL	11	1	0	1	2
NSH	4	0	0	0	2
NJD	0	0	0	0	0
NYI	0	0	0	0	0
NYR	2	0	1	1	0
OTT	11	5	3	8	2
PHI	1	0	0	0	0
PIT	3	1	1	2	0
SJS	3	0	0	0	0
STL	3	0	1	1	0
TBL	1	0	0	0	2
TOR	10	0	1	1	0
VAN	15	4	4	8	6
VGK	4	1	0	1	0
WSH	1	0	0	0	0
WPG	8	1	2	3	10
TOTAL	**121**	**18**	**25**	**43**	**30**

CAREER PLAYOFFS VS. NHL

TEAM	GP	G	A	PTS	PIM
DAL	6	3	0	3	2
WPG	4	1	1	2	0
TOTAL	**10**	**4**	**1**	**5**	**2**

13 | JOHNNY GAUDREAU

Left Wing | Shoots: Left | 5'9" | 155 lbs. | DOB: Aug. 13, 1993 | Birthplace: Salem, NJ

DRAFTED: Selected by Calgary in the fourth round (104th overall) in the 2011 NHL Draft

CAREER REGULAR SEASON								CAREER PLAYOFFS				
SEASON	**CLUB**	**LEAGUE**	**GP**	**G**	**A**	**PTS**	**PIM**	**GP**	**G**	**A**	**PTS**	**PIM**
2010-11	Dubuque	USHL	60	36	36	72	36	11	5	6	11	6
2011-12	Boston College	H-EAST	44	21	23	44	20	-	-	-	-	-
2012-13	Boston College	H-EAST	35	21	30	51	29	-	-	-	-	-
	USA U-20	WJC	7	7	2	9	4	-	-	-	-	-
2013-14	Boston College	H-EAST	40	36	44	80	14	-	-	-	-	-
	Calgary	NHL	1	1	0	1	0	-	-	-	-	-
	USA	WC	7	2	8	10	0	-	-	-	-	-
2014-15	Calgary	NHL	80	24	40	64	14	11	4	5	9	6
2015-16	Calgary	NHL	79	30	48	78	20	-	-	-	-	-
2016-17	Calgary	NHL	72	18	43	61	4	4	0	2	2	0
2017-18	Calgary	NHL	80	24	60	84	26	-	-	-	-	-
2018-19	Calgary	NHL	82	36	63	99	24	5	0	1	1	2
2019-20	Calgary	NHL	70	18	40	58	12	10	4	3	7	0
2020-21	Calgary	NHL	56	19	30	49	6	-	-	-	-	-
	TOTAL	**NHL**	**520**	**170**	**324**	**494**	**106**	**30**	**8**	**11**	**19**	**8**
		H-EAST	**119**	**78**	**97**	**175**	**63**	**-**	**-**	**-**	**-**	**-**
		USHL	**60**	**36**	**36**	**72**	**36**	**11**	**5**	**6**	**11**	**6**

NHL HIGHLIGHTS

CAREER FIRSTS

FIRST NHL GAME: at VAN on Apr. 13, 2014
FIRST NHL GOAL: at VAN on Apr. 13, 2014
FIRST NHL ASSIST: at WPG on Oct. 19, 2014

ALL-STAR GAMES

2015: Columbus (Team Toews – 2A)
2016: Nashville (Pacific Division – 1G, 2A)
2017: Los Angeles (Pacific Divison – 2G, 1A)
2018: Tampa Bay (Pacific Division – 1G, 2A)
2019: San Jose (Pacific Division – 1G)

NHL/FLAMES AWARDS

2016-2017: Lady Byng Trophy

INTERNATIONAL

2013: WJC – Team USA (Gold Medal – 7G, 2A)
2014: WC – Team USA (2G, 8A)
2016: World Cup – Team North America (2G, 2A)
2017: WC – Team USA (6G, 5A)
2018: WC – Team USA (Bronze Medal – 1G, 9A)
2019: WC – Team USA (1G, 1A)

PENALTY SHOTS

Mar. 1, 2020 at FLA (Montembeault) – No Goal
Apr. 19, 2019 vs. COL (Grubauer) – No Goal
Mar. 12, 2019 vs. NJD (Blackwood) – Goal

2020–21 HIGHLIGHTS

- Registered points in his first nine games Jan. 14-Feb. 2 (6+5)
- Registered an assist on Jan. 28 @ MTL which gives him 453 career points to move him into 10th in franchise scoring passing Eric Vail
- Scored the game winning goal and added his 300th career assist (putting him 10th in franchise history) on Feb. 6 vs. EDM
- Scored the OT winner on Feb. 15 @ VAN
- Played in his 500th career game on Mar. 27, 2021 earned an assist
- Had 1+1 including the overtime game winner on Apr. 13 @ TOR and has back-to-back 1+1 games Apr. 10 & 13
- Had a pair of goals, including the game winner on Apr. 24 vs. MTL
- Had a 7 game point streak on Apr. 16-May 1 (3+5)
- Registered his first three point outing of the season (1+2) on May 9 vs. OTT

CAREER HIGHLIGHTS

- Playing in his ninth NHL season, all with the Flames
- With his two assists on Jan. 28, 2020 vs. STL, Johnny Gaudreau passed Kent Nilsson for the eighth most assists in Calgary Flames franchise history at 281
- Skated in his 400th career game on Oct. 13, 2019 at SJS
- Notched his 400th career NHL point on Oct. 31, 2019 at NSH requiring the fifth fewest games in Flames franchise history (409) to reach the milestone
- Passed Lanny McDonald (406) for the 12th most points in Calgary Flames franchise history with an assist the notched his 407 career point on Nov. 25, 2019 at PIT
- Scored the 100th goal of his career on Oct. 17, 2018 vs. BOS
- Became the sixth fasted player to reach 300 points in Flames history (320 games)
- Recorded his 200th NHL assist on Oct. 27, 2018 vs. WSH
- 5 career NHL All-Star appearances
- Notched a new career-long goal streak of six games from Nov. 7 to Nov. 20, 2017 (7G)
- Set a career high with four assists on Feb. 21, 2017 vs. NSH
- Finished the 2015-16 season sixth in NHL points (78) and tied for first in overtime points with eight (3G, 5A)
- His eight multi-goal games in 2015-16 were the most by any skater in the NHL
- Had the second-fastest pair of goals (10 seconds) on Mar. 9, 2016 vs. NSH
- In 2014-15, he skated in all 11 playoff games for the Flames where he led the team with nine points and was tied for most goals with four
- Picked up three points (1G, 2A) and was a +3 in the clinching Game 6 tilt on Apr. 25, 2015 vs. VAN
- Recorded his first career postseason point (assist) on Apr. 17, 2015 at VAN and his first goal on Apr. 21, 2015 vs. VAN
- In the regular season, he was a finalist for the Calder Memorial Trophy for NHL Rookie of the Year after leading freshmen in assists (40) and tying for the most points with 64
- Led all NHL rookie forwards in ice time with 17:43 per game (2014-15)
- Voted NHL Rookie of the Month for December 2014 and March 2015
- Scored in his NHL debut on Apr. 13, 2014 at VAN
- Won the Hobey Baker Award as the NCAA's top men's hockey player in 2013-14 as he led Boston College to a semi-final finish in the NCAA Division 1 Tournament
- Was a finalist for the Hobey Baker in his sophomore season in 2012-13 and was the Hockey East Player of the Year
- Won the NCAA's National Championship in 2011-12 as a freshman for Boston College

CAREER VS. NHL

TEAM	GP	G	A	PTS	PIM
ANA	25	4	15	19	8
ARI	25	8	13	21	6
BOS	11	8	5	13	6
BUF	11	6	6	12	4
CAR	12	4	6	10	0
CHI	17	5	15	20	2
COL	18	7	7	14	14
CBJ	9	4	6	10	2
DAL	18	9	7	16	4
DET	11	5	10	15	4
EDM	37	15	13	28	6
FLA	12	4	5	9	0
LAK	25	7	19	26	2
MIN	17	3	12	15	0
MTL	21	5	15	20	2
NSH	18	3	20	23	0
NJD	11	5	15	20	2
NYI	9	3	5	8	4
NYR	11	6	5	11	2
OTT	21	6	14	20	2
PHI	11	4	10	14	2
PIT	12	5	4	9	4
SJS	26	7	11	18	2
STL	18	4	13	17	0
TBL	11	2	10	12	0
TOR	19	6	7	13	10
VAN	37	10	28	38	14
VGK	11	3	5	8	4
WSH	12	1	10	11	0
WPG	24	11	13	24	0
TOTAL	**520**	**170**	**324**	**494**	**106**

CAREER PLAYOFFS VS. NHL

TEAM	GP	G	A	PTS	PIM
ANA	9	2	3	5	4
COL	5	0	1	1	2
DAL	6	2	2	4	0
VAN	6	2	4	6	2
WPG	4	2	1	3	0
TOTAL	**30**	**8**	**11**	**19**	**8**

42 | GLENN GAWDIN

Centre | Shoots: Right | 6'1" | 194 lbs. | DOB: Mar. 25, 1997 | Birthplace: Richmond, BC

DRAFTED: Selected by St. Louis in the fourth round (116th overall) in the 2015 NHL Draft
ACQUIRED: Signed as a free agent on November 16, 2017

CAREER REGULAR SEASON								CAREER PLAYOFFS				
SEASON	**CLUB**	**LEAGUE**	**GP**	**G**	**A**	**PTS**	**PIM**	**GP**	**G**	**A**	**PTS**	**PIM**
2012-13	Swift Current	WHL	2	0	0	0	0	-	-	-	-	-
2013-14	Swift Current	WHL	66	10	12	22	34	6	0	0	0	2
2014-15	Swift Current	WHL	72	15	39	54	59	4	1	1	2	0
2015-16	Swift Current	WHL	53	19	34	53	63	-	-	-	-	-
2016-17	Swift Current	WHL	52	26	33	59	80	14	6	5	11	18
2017-18	Swift Current	WHL	67	56	69	125	101	24	14	18	32	32
2018-19	Stockton	AHL	64	11	27	38	59	-	-	-	-	-
2019-20	Stockton	AHL	53	16	31	47	28	-	-	-	-	-
2020-21	Stockton	AHL	22	4	9	13	23	-	-	-	-	-
	Calgary	NHL	7	0	1	1	0	-	-	-	-	-
	TOTAL	**AHL**	**139**	**31**	**67**	**98**	**110**	**-**	**-**	**-**	**-**	**-**
		WHL	**312**	**126**	**187**	**313**	**337**	**48**	**21**	**24**	**45**	**52**
		NHL	**7**	**0**	**1**	**1**	**0**	**-**	**-**	**-**	**-**	**-**

NHL HIGHLIGHTS

CAREER FIRSTS

FIRST NHL GAME: at EDM on Feb. 20, 2021
FIRST NHL POINT: vs OTT on May 9, 2021

2020–21 HIGHLIGHTS

- Recalled from Stockton (AHL) to the taxi squad on Feb.10
- Made his NHL debut on Feb.20 @ EDM playing 6:04 and registering four hits and one blocked shot
- Recalled from Stockton (AHL) to the taxi squad on Apr.24
- Picked up his first NHL point with an assist on May 9 vs. OTT

CAREER HIGHLIGHTS

- Played in the 2020 AHL All-Star game representing the Stockton Heat
- Was named to the WHL East First All-Star Team in 2018
- Named WHL playoff MVP in 2018
- Captained the Swift Current Broncos to an Ed Chynoweth Championship in 2018
- Had the best Plus/Minus in the WHL (+61) in the 2017-18 season
- 2014-15 CHL Top Prospects Game
- Won a bronze medal with Team Canada in the 2015 U18 WJC

CAREER VS. NHL

TEAM	GP	G	A	PTS	PIM
EDM	1	0	0	0	0
OTT	3	0	1	1	0
TOR	2	0	0	0	0
VAN	1	0	0	0	0
TOTAL	**7**	**0**	**1**	**1**	**0**

44 | ERIK GUDBRANSON

Defence | Shoots: Right | 6'5" | 216 lbs. | DOB: Jan. 7, 1992 | Birthplace: Ottawa, ON

DRAFTED: Selected by Florida in the first round (3rd overall) in the 2010 NHL Draft

ACQUIRED: Signed with the Flames as an unrestricted free agent on August 31, 2021

			CAREER REGULAR SEASON					CAREER PLAYOFFS				
SEASON	**CLUB**	**LEAGUE**	**GP**	**G**	**A**	**PTS**	**PIM**	**GP**	**G**	**A**	**PTS**	**PIM**
2008-09	Kingston	OHL	63	3	19	22	69	-	-	-	-	-
2009-10	Kingston	OHL	41	2	21	23	68	7	1	2	3	6
2010-11	Kingston	OHL	44	12	22	34	105	5	1	3	4	10
2011-12	Florida	NHL	72	2	6	8	78	7	0	0	0	8
2012-13	Florida	NHL	32	0	4	4	47	-	-	-	-	-
2012-13	San Antonio	AHL	2	0	0	0	2	-	-	-	-	-
2013-14	Florida	NHL	65	3	6	9	114	-	-	-	-	-
2014-15	Florida	NHL	76	4	9	13	58	-	-	-	-	-
2015-16	Florida	NHL	64	2	7	9	49	6	0	0	0	2
2016-17	Vancouver	NHL	30	1	5	6	18	-	-	-	-	-
2017-18	Vancouver	NHL	52	2	3	5	35	-	-	-	-	-
2018-19	Vancouver	NHL	57	2	6	8	83	-	-	-	-	-
2018-19	Pittsburgh	NHL	19	0	2	2	4	4	1	0	1	2
2019-20	Pittsburgh	NHL	7	0	0	0	4	-	-	-	-	-
2019-20	Anaheim	NHL	44	4	5	9	91	-	-	-	-	-
2020-21	Ottawa	NHL	36	1	2	3	47	-	-	-	-	-
2020-21	Nashville	NHL	9	0	1	1	12	2	0	0	0	0
	TOTAL	**NHL**	**563**	**21**	**56**	**77**	**640**	**19**	**1**	**0**	**1**	**1**
		AHL	**2**	**0**	**0**	**0**	**2**	**-**	**-**	**-**	**-**	**-**
		OHL	**148**	**17**	**62**	**79**	**242**	**12**	**2**	**5**	**7**	**16**

NHL HIGHLIGHTS

CAREER FIRSTS

FIRST NHL GAME: at NYI on Oct. 8, 2011

FIRST NHL GOAL: at LA on Dec. 1, 2011

FIRST NHL ASSIST: vs. NYR on Dec. 11, 2011

INTERNATIONAL

2014: WC – Team Canada (1G, 0A)

2011: WJC – Team Canada (Silver – 3G, 2A)

CAREER TRANSACTIONS

2016: Traded from Florida with a fifth round pick to Vancouver for Jared McCann, a second round pick, and a fourth round pick in the 2016 draft

2019: Traded from Vancouver to Pittsburgh for Tanner Pearson

2019: Traded from Pittsburgh to Anaheim for Andreas Martinsen and a seventh round pick in the 2021 NHL draft

2020: Traded from Anaheim to Ottawa for a fifth round pick in the 2021 NHL Draft

2021: Traded from Ottawa to Nashville for Brandon Fortunato and a seventh round pick in the 2023 NHL draft

2020–21 HIGHLIGHTS

- Traded from Ottawa to Nashville after appearing in 36 games with the Senators
- Led all Senators players in hits with 92 at the time of the trade
- Was named as an Alternate Captain for Ottawa at the start of the season

CAREER HIGHLIGHTS

- Playing in his 11th NHL season, first with the Flames
- Appeared in his 500th NHL game on Dec. 22, 2019 @ NYR
- Scored his first career playoff goal, which was also his first career playoff point on Apr. 12, 2019 as a member of the Penguins
- Led Florida defencemen in ice time at 26:54 in the 2016 NHL Playoffs
- Represented Team Canada at the 2014 IIHF World Hockey Championships in Belarus where he notched one point and six penalty minutes
- Recorded his first NHL goal on Dec. 11, 2011 vs. NYR
- Recorded his first NHL point (assist) on Dec. 1, 2011 @ LAK
- Made his NHL debut on Oct. 8, 2011 @ NYI as a member of the Florida Panthers
- Was a member of Team Canada at the 2011 IIHF World Junior Championships in Buffalo

CAREER VS. NHL

TEAM	GP	G	A	PTS	PIM
ANA	12	1	3	4	9
ARI	16	0	2	2	13
BOS	22	1	2	3	28
BUF	23	1	2	3	27
CGY	18	1	2	3	17
CAR	27	1	3	4	41
CHI	17	1	1	2	6
COL	13	1	1	2	4
CBJ	17	1	1	2	17
DAL	13	1	2	3	11
DET	18	0	2	2	6
EDM	21	1	1	2	43
FLA	10	0	2	2	9
LAK	16	0	1	1	6
MIN	17	0	1	1	2
MTL	29	0	4	4	35
NSH	11	0	1	1	0
NJD	14	0	1	1	6
NYI	21	2	2	4	43
NYR	21	2	2	4	16
OTT	20	0	1	1	23
PHI	20	3	2	5	30
PIT	17	0	2	2	18
SJS	13	0	3	3	11
STL	14	0	3	3	14
TBL	26	2	2	4	47
TOR	25	1	2	3	13
VAN	11	0	0	0	2
VGK	7	0	0	0	0
WSH	27	0	2	2	74
WPG	27	1	3	4	69
TOTAL	**563**	**21**	**56**	**77**	**640**

CAREER PLAYOFFS VS. NHL

TEAM	GP	G	A	PTS	PIM
CAR	2	0	0	0	0
NJD	7	0	0	0	8
NYI	10	1	0	1	4
TOTAL	**19**	**1**	**0**	**1**	**12**

55 | NOAH HANIFIN

Defence | Shoots: Left | 6'3" | 210 lbs. | DOB: Jan. 25, 1997 | Birthplace: Boston, MA

DRAFTED: Selected by Carolina in the first round (5th overall) in the 2015 NHL Draft

ACQUIRED: Trade from Carolina on June 23, 2018

CAREER REGULAR SEASON								CAREER PLAYOFFS				
SEASON	**CLUB**	**LEAGUE**	**GP**	**G**	**A**	**PTS**	**PIM**	**GP**	**G**	**A**	**PTS**	**PIM**
2013-14	U.S. National U17 Team	USHL	25	5	7	12	18	-	-	-	-	-
	U.S. National U18 Team	USHL	6	1	7	8	0	-	-	-	-	-
2014-15	Boston College	H-East	37	5	18	23	16	-	-	-	-	-
2015-16	Carolina	NHL	79	4	18	22	22	-	-	-	-	-
2016-17	Carolina	NHL	81	4	25	29	26	-	-	-	-	-
2017-18	Carolina	NHL	79	10	22	32	21	-	-	-	-	-
2018-19	Calgary	NHL	80	5	28	33	12	5	0	1	1	4
2019-20	Calgary	NHL	70	5	17	22	12	10	0	4	4	0
2020-21	Calgary	NHL	47	4	11	15	18	-	-	-	-	-
	TOTAL	**NHL**	**436**	**32**	**121**	**153**	**111**	**15**	**0**	**5**	**5**	**4**
		H-EAST	**37**	**5**	**18**	**23**	**16**	**-**	**-**	**-**	**-**	**-**
		USHL	**31**	**6**	**14**	**20**	**18**	**-**	**-**	**-**	**-**	**-**

NHL HIGHLIGHTS

CAREER FIRSTS

FIRST NHL GAME: at NSH on Oct. 9, 2015

FIRST NHL GOAL: vs. ANA on Nov. 11, 2015

FIRST NHL ASSIST: vs. DET on Oct. 10, 2015

ALL-STAR GAMES

2018: Tampa Bay (Metropolitan Division)

INTERNATIONAL

2015: WJC – Team USA (0G, 2A)

2016: WC – Team USA (1G, 2A)

2017: WC – Team USA (0G, 2A)

2019: WC – Team USA (1G, 3A)

CAREER TRANSACTIONS

2018: Traded from the Carolina Hurricanes to the Calgary Flames along with Elias Lindholm for Dougie Hamilton, Micheal Ferland, and Adam Fox on June 23, 2018

2020-21 HIGHLIGHTS

- Picked up assists in back-to-back games Jan. 24-26 vs. TOR
- Went from Jan. 14-Feb. 2 (151:48) even strength minutes without being on the ice for a goal against
- Played in his 400th career game on Feb. 6 vs. EDM
- Scored his first goal of the season on Mar. 6 @ EDM
- Scored in back-to-back games Mar. 6 & 7
- Scored the game winning goal on Mar. 15 vs. EDM
- Extended his point streak (1+2) Mar. 15-19

CAREER HIGHLIGHTS

- Playing in his seventh NHL season, fourth with the Flames
- Recorded his 100th career NHL assist on Jan. 2, 2020 vs. NYR
- Recorded two assist on Feb. 10, 2020 at SJS
- Made his postseason debut on Apr. 11, 2019 vs. COL
- Skated in his 300th career NHL game on Feb. 22, 2019 vs. ANA
- Notched the 100th point of his career on a goal by Johnny Gaudreau on Dec. 27, 2018 at WPG
- Became only the third Flames defenceman in franchise history to log a powerplay goal and a shorthanded goal in the same game joining Mark Giordano and Al MacInnis
- Represented the Carolina Hurricanes at the 2018 NHL All-Star Game in Tampa Bay on Jan. 28, 2018. His first All-Star appearance.
- Notched his first two-goal game of his career on Nov. 25, 2018 at ARI
- Registered a career high in assists (25) in 81 games in 2016-17
- Scored his first career game-winning goal in overtime on Mar. 30, 2017 vs. CBJ
- Earned an even-or-better rating in a career-best 16 straight games from Nov.10 – Dec. 12, 2016
- Had a career-high three assists at CGY on Oct. 20, 2016, making him the first teenage defenceman in Whalers/Hurricanes history to record three points in one game
- Completed his rookie season with the Hurricanes, posting 22 points (4G, 18A) in 79 games played in 2015-16
- Ended the season ranked fourth among NHL rookie defencemen in points, tied for fourth in goals and assists, tied for second in power-play points (7) and third in shots on goal (122) during the 2015-16 campaign
- Beat Anton Khudobin for his first NHL goal on Nov. 16, 2015 vs. ANA
- Made his NHL debut on Oct. 8, 2015 at NSH
- Recorded five goals and 18 assists (23 points) during his freshman season at Boston College, ranking third among rookie NCAA defencemen in 2014-15
- At 17, became the youngest player to ever suit up for Boston College when he made his debut vs. UMass-Lowell on Oct. 10, 2014
- Won a gold medal as a member of Team USA at the U-18 World Junior Championships in 2014

CAREER VS. NHL

TEAM	GP	G	A	PTS	PIM
ANA	12	1	2	3	2
ARI	13	2	3	5	2
BOS	13	2	8	10	4
BUF	13	1	3	4	6
CGY	6	0	5	5	0
CAR	4	1	0	1	0
CHI	12	0	2	2	8
COL	12	0	1	1	2
CBJ	15	4	7	11	2
DAL	12	1	4	5	0
DET	12	1	5	6	4
EDM	21	2	6	8	6
FLA	13	1	3	4	7
LAK	13	1	2	3	4
MIN	12	1	6	7	6
MTL	21	2	6	8	2
NSH	12	1	5	6	0
NJD	16	2	4	6	2
NYI	14	2	3	5	4
NYR	14	0	3	3	4
OTT	20	3	1	4	2
PHI	17	0	4	4	8
PIT	17	0	1	1	2
SJS	13	0	7	7	2
STL	12	0	5	5	2
TBL	12	1	3	4	6
TOR	22	1	5	6	4
VAN	20	1	7	8	8
VGK	9	0	1	1	0
WSH	16	0	0	0	2
WPG	18	1	9	10	10
TOTAL	**436**	**32**	**121**	**153**	**111**

CAREER PLAYOFFS VS. NHL

TEAM	GP	G	A	PTS	PIM
COL	5	0	1	1	4
DAL	6	0	2	2	0
WPG	4	0	2	2	0
TOTAL	**15**	**0**	**5**	**5**	**4**

58 | OLIVER KYLINGTON

Defence | Shoots: Left | 6'0" | 185 lbs. | DOB: May 19, 1997 | Birthplace: Stockholm, SWE

DRAFTED: Selected by Calgary in the second round (60th overall) in the 2015 NHL Draft

CAREER REGULAR SEASON								CAREER PLAYOFFS				
SEASON	**CLUB**	**LEAGUE**	**GP**	**G**	**A**	**PTS**	**PIM**	**GP**	**G**	**A**	**PTS**	**PIM**
2013-14	Farjestads	SHL	32	2	4	6	6	12	0	2	2	2
2014-15	Farjestads	SHL	18	2	3	5	4	-	-	-	-	-
	AIK	SWE-1	17	4	3	7	6	-	-	-	-	-
2015-16	Stockton	AHL	47	5	7	12	14	-	-	-	-	-
	Calgary	NHL	1	0	0	0	0	-	-	-	-	-
2016-17	Stockton	AHL	60	6	21	27	22	5	0	1	1	0
2017-18	Stockton	AHL	62	7	28	35	18	-	-	-	-	-
2018-19	Stockton	AHL	18	7	7	14	8	-	-	-	-	-
	Calgary	NHL	38	3	5	8	10	-	-	-	-	-
2019-20	Stockton	AHL	3	3	0	3	0	-	-	-	-	-
	Calgary	NHL	48	2	5	7	16	-	-	-	-	-
2020-21	Calgary	NHL	8	0	1	1	0	-	-	-	-	-
	TOTAL	**NHL**	**95**	**5**	**11**	**16**	**26**	**-**	**-**	**-**	**-**	**-**
		AHL	**190**	**28**	**63**	**91**	**62**	**5**	**0**	**1**	**1**	**0**
		SWE-1	**17**	**4**	**3**	**7**	**6**	**-**	**-**	**-**	**-**	**-**
		SHL	**50**	**4**	**7**	**11**	**10**	**12**	**0**	**2**	**2**	**2**

NHL HIGHLIGHTS

CAREER FIRSTS

FIRST NHL GAME: vs. MIN on Apr. 9, 2016

FIRST NHL GOAL: vs. NSH on Dec. 8, 2018

FIRST NHL ASSIST: vs. NSH on Dec. 8, 2018

INTERNATIONAL

2017: WJC – Sweden, (0G, 4A)

2020–21 HIGHLIGHTS

- Played his first game of the season on Feb.22 @ TOR
- Picked up his first point of the season (assist) on Mar. 15 vs. EDM

CAREER HIGHLIGHTS

- Playing in his fifth NHL season, all with the Flames
- Played a career high 48 games with the Flames in 2019-20
- Had first career multi-point game the same game he scored his first NHL goal on Dec. 8, 2018 vs NSH
- Was named to Sweden's 2017 U20 World Junior Championship team
- Competed in the AHL All-Star Game in 2014

CAREER VS. NHL

TEAM	GP	G	A	PTS	PIM
ANA	3	1	0	1	0
ARI	5	0	0	0	0
BOS	2	0	0	0	0
BUF	3	0	0	0	4
CAR	4	1	1	2	2
CHI	5	0	2	2	0
COL	3	0	2	2	4
CBJ	1	0	0	0	0
DAL	2	0	0	0	0
DET	4	0	0	0	0
EDM	8	1	1	2	2
FLA	3	0	1	1	2
LAK	5	0	1	1	2
MIN	4	0	0	0	0
MTL	3	1	0	1	0
NSH	2	1	1	2	0
NYI	1	0	0	0	0
NYR	1	0	0	0	0
OTT	5	0	0	0	0
PHI	4	0	0	0	0
PIT	3	0	1	1	0
SJS	3	0	0	0	2
STL	4	0	0	0	2
TBL	2	0	0	0	4
TOR	4	0	0	0	2
VAN	6	0	0	0	0
VGK	1	0	0	0	0
WSH	2	0	1	1	0
WPG	2	0	0	0	0
TOTAL	**95**	**5**	**11**	**16**	**26**

22 | TREVOR LEWIS

Centre | Shoots: Right | 6'1" | 202 lbs. | DOB: Jan. 8, 1987 | Birthplace: Salt Lake City, UT

DRAFTED: Selected by Los Angeles in the first round (17th overall) in the 2006 NHL Draft

ACQUIRED: Signed with the Flames as an unrestricted free agent on July 28, 2021

CAREER REGULAR SEASON								CAREER PLAYOFFS				
SEASON	**CLUB**	**LEAGUE**	**GP**	**G**	**A**	**PTS**	**PIM**	**GP**	**G**	**A**	**PTS**	**PIM**
2004-05	Des Moines	USHL	52	10	12	22	70	-	-	-	-	-
2005-06	Des Moines	USHL	56	35	40	75	69	11	3	13	16	16
2006-07	Owen Sound	OHL	62	29	44	73	51	4	1	2	3	0
2006-07	Manchester	AHL	8	4	2	6	2	2	0	0	0	0
2007-08	Manchester	AHL	76	12	16	28	43	4	0	0	0	2
2008-09	Manchester	AHL	75	20	31	51	30	-	-	-	-	-
2008-09	Los Angeles	NHL	6	1	2	3	0	-	-	-	-	-
2009-10	Los Angeles	NHL	5	0	0	0	0	-	-	-	-	-
2009-10	Manchester	AHL	23	5	2	7	6	16	5	4	9	10
2010-11	Los Angeles	NHL	72	3	10	13	6	6	1	3	4	2
2011-12	Los Angeles	NHL	72	3	4	7	26	20	3	6	9	2
2012-13	Utah	ECHL	6	3	6	9	4	-	-	-	-	-
2012-13	Los Angeles	NHL	48	5	9	14	19	18	1	2	3	2
2013-14	Los Angeles	NHL	73	6	5	11	6	26	4	1	5	6
2014-15	Los Angeles	NHL	73	9	16	25	14	-	-	-	-	-
2015-16	Los Angeles	NHL	75	8	8	16	20	5	2	0	2	4
2016-17	Los Angeles	NHL	82	12	12	24	30	-	-	-	-	-
2017-18	Los Angeles	NHL	68	14	12	26	25	4	0	0	0	4
2018-19	Los Angeles	NHL	44	3	9	12	9	-	-	-	-	-
2019-20	Los Angeles	NHL	56	6	6	12	16	-	-	-	-	-
2020-21	Winnipeg	NHL	56	5	5	10	2	8	0	0	0	0
	TOTAL	**NHL**	**730**	**75**	**98**	**173**	**173**	**87**	**11**	**12**	**23**	**20**
		AHL	**182**	**41**	**51**	**92**	**81**	**22**	**5**	**4**	**9**	**12**
		ECHL	**6**	**3**	**6**	**9**	**4**	**-**	**-**	**-**	**-**	**-**
		OHL	**62**	**29**	**44**	**73**	**51**	**4**	**1**	**2**	**3**	**0**
		USHL	**108**	**45**	**52**	**97**	**139**	**11**	**3**	**13**	**16**	**16**

NHL HIGHLIGHTS

CAREER FIRSTS

FIRST NHL GAME: at BUF on Dec. 19, 2008

FIRST NHL GOAL: at DET on Dec. 20, 2008

FIRST NHL ASSIST: at BUF on Dec. 19, 2008

INTERNATIONAL

2015: WC – Team USA (Bronze – 3G, 6A)

2007: WJC – Team USA (Bronze – 1G, 1A)

PENALTY SHOTS

Jan. 23, 2012 vs OTT (Anderson) - Goal

CAREER TRANSACTIONS

2021: Signed with Winnipeg as a free agent on Jan. 13, 2021

2020–21 HIGHLIGHTS

- Recorded four of his five goals in April - Had an assist on Jan. 21 at OTT for his first point with the Jets
- Scored shorthanded Feb. 2 vs. CGY for his first goal with the Jets
- Played in his 700th NHL game Mar. 12 at TOR
- Scored twice Apr. 30 at MTL for his second career multi-goal game

CAREER HIGHLIGHTS

- Playing in his 14th NHL season, first with the Flames
- Played his first 14 seasons in the Los Angeles Kings organization, including parts of 12 in the NHL with the Kings
- Won the Stanley Cup with the Kings in 2012 and 2014 and has 23 points (11G, 12A) in 79 playoff games
- Best season came in 2017-18 when he accumulated 26 points (14G, 12A) in 68 games
- Played for USA at the 2015 World Championship, helping them win bronze after posting nine points (3G, 6A) in 10 games
- Had a career best 16 assists in 2014-15 in 73 games
- Racked up nine points (3G, 6A) with his hometown Utah Grizzlies in 2012 13 during the lockout
- Was a finalist for the 2012-13 Utah Professional Athlete of the Year Award
- Played parts of four seasons in the AHL with the Manchester Monarchs from 2007-2010
- Had 51 points (20G, 31A) in 75 games with Manchester in 2008-09
- Won bronze playing for USA at the 2007 World Junior Championship
- Selected 17th overall by the Kings in the 2006 NHL Draft

CAREER VS. NHL

TEAM	GP	G	A	PTS	PIM
ANA	46	2	9	11	8
ARI	44	5	1	6	4
BOS	15	1	2	3	7
BUF	13	0	1	1	4
CGY	48	8	6	14	12
CAR	14	2	1	3	6
CHI	27	0	5	5	4
COL	26	4	5	9	6
CBJ	24	2	3	5	2
DAL	32	4	5	9	2
DET	25	1	4	5	2
EDM	45	7	13	20	21
FLA	16	2	3	5	4
MIN	28	0	2	2	0
MTL	20	4	2	6	6
NSH	28	3	7	10	6
NJD	14	0	0	0	6
NYI	15	1	3	4	5
NYR	14	2	1	3	4
OTT	24	6	3	9	2
PHI	14	2	0	2	6
PIT	9	2	0	2	0
SJS	42	3	3	6	8
STL	25	5	1	6	9
TBL	13	0	3	3	0
TOR	25	2	3	5	10
VAN	44	1	6	7	17
VGK	6	2	0	2	2
WSH	16	2	3	5	2
WPG	18	2	3	5	8
TOTAL	**730**	**75**	**98**	**173**	**173**

CAREER PLAYOFFS VS. NHL

TEAM	GP	G	A	PTS	PIM
ANA	7	2	0	2	2
ARI	5	0	4	4	2
CHI	12	0	0	0	2
EDM	4	0	0	0	0
MTL	4	0	0	0	0
NJD	6	2	1	3	0
NYR	5	0	0	0	0
SJS	25	6	5	11	10
STL	10	0	1	1	0
VAN	5	1	1	2	0
VGK	4	0	0	0	4
TOTAL	**87**	**11**	**12**	**23**	**20**

28 | ELIAS LINDHOLM

Right Wing/Centre | Shoots: Right | 6'1" | 200 lbs. | DOB: Dec. 2, 1994 | Birthplace: Boden, SWE

DRAFTED: Selected by Carolina in the first round (5th overall) in the 2013 NHL Draft

ACQUIRED: Trade from Carolina on June 23, 2018

CAREER REGULAR SEASON								CAREER PLAYOFFS				
SEASON	**CLUB**	**LEAGUE**	**GP**	**G**	**A**	**PTS**	**PIM**	**GP**	**G**	**A**	**PTS**	**PIM**
2011-12	Brynas IF Gavle	SEL	12	0	0	0	0	-	-	-	-	-
2012-13	Brynas IF Gavle	SEL	48	11	19	30	2	4	0	0	0	4
2013-14	Carolina	NHL	58	9	12	21	4	-	-	-	-	-
	Charlotte	AHL	6	1	2	3	4	-	-	-	-	-
2014-15	Carolina	NHL	81	17	22	39	14	-	-	-	-	-
2015-16	Carolina	NHL	82	11	28	39	24	-	-	-	-	-
2016-17	Carolina	NHL	72	11	34	45	16	-	-	-	-	-
2017-18	Carolina	NHL	81	16	28	44	18	-	-	-	-	-
2018-19	Calgary	NHL	81	27	51	78	20	5	1	1	2	4
2019-20	Calgary	NHL	70	29	25	54	22	10	2	4	6	2
2020-21	Calgary	NHL	56	19	28	47	22					
	TOTAL	**NHL**	**581**	**139**	**228**	**367**	**140**	**15**	**3**	**5**	**8**	**6**
		AHL	**6**	**1**	**2**	**3**	**4**	**-**	**-**	**-**	**-**	**-**
		SEL	**60**	**11**	**19**	**30**	**2**	**4**	**0**	**0**	**0**	**4**

NHL HIGHLIGHTS

CAREER FIRSTS

FIRST NHL GAME: vs. DET on Oct. 4, 2013

FIRST NHL GOAL: at WSH on Oct. 10, 2013

FIRST NHL ASSIST: vs. PIT on Oct. 28, 2013

INTERNATIONAL

2013: WJC – Team Sweden (Silver Medal – 2G, 2A)

2014: WJC – Team Sweden (Silver Medal – 2G, 7A)

2015: WC – Team Sweden (2G, 4A)

2017: WC – Team Sweden (Gold Medal – 5G, 2A)

2019: WC – Team Sweden (1G, 5A)

PENALTY SHOTS

Nov. 25, 2018 vs. ARI (Raanta) – No Goal

Jan. 24, 2016 vs. CGY (Ramo) – Goal

CAREER TRANSACTIONS

2018: Traded from the Carolina Hurricanes to the Calgary Flames along with Noah Hanifin for Dougie Hamilton, Micheal Ferland, and Adam Fox on June 23, 2018

2020–21 HIGHLIGHTS

- Scored the game winner on Jan.18 vs. VAN
- Registered points in his first four games Jan.14-24 (2+3)
- Went 13/15 in the face-off circle (87%) on Feb.1 @ WPG
- Extended his point streak to four games (2+3) Mar.13-19
- Registered his fourth multi-point game of the season on Feb.15 @ VAN (1+1)
- Tied a career high in shots (8) on Mar.17 vs. EDM
- Had a seven game point streak (5+4) Apr.5-23
- Scored a pair of goals including the GWG on Apr.29 @ EDM

CAREER HIGHLIGHTS

- Playing in his ninth NHL season, fourth with the Flames
- Recorded his first career multi-point playoff performance on Aug. 4, 2020 vs. WPG
- Notched his 200th NHL assist on a goal by Johnny Gaudreau on Mar. 1, 2020 at FLA
- Recorded a new career-high for goals in a season scoring his 28th on Feb. 29, 2020 at TBL
- Notched his second 20-goal season with a two-goal performance on Jan. 11, 2020 vs. EDM
- Played in his 500th career NHL game and notched his 300th career NHL point with his two-goal performance on Jan. 7, 2020 at CHI
- Recorded his 100th point as a member of the Calgary Flames in 113 games on Dec. 9, 2019 at COL
- Scored his first career Stanley Cup Playoffs goal on Apr. 17, 2019 vs. COL
- Made his postseason debut on Apr. 11, 2019 vs. COL
- Skated in game number 400 of his NHL career on Nov. 30, 2018 vs. LAK
- Recorded his 200th career NHL point and his fourth game-winning-goal on the season on Oct. 29 at TOR
- Led the Hurricanes in assists during the 2016-17 season with 34
- Won a gold medal with Sweden at the IIHF World Championships following the 2016-17 season
- Had points in a career-high 10 consecutive games from Mar. 9 – 25, 2017 scoring four goals and seven assists over that span
- Beat Karri Ramo on a penalty shot vs. CGY on Jan. 24, 2016, becoming the youngest player in Carolina Hurricanes history to score a penalty shot goal
- Scored his first NHL hat trick and added two assists for a career-high five points on Mar. 8, 2015 vs. EDM
- Recorded his first career game-winning goal on Nov. 1, 2014 vs. ARI
- Scored his first NHL goal on Oct. 10, 2013 at WSH
- Became the youngest Swedish player in NHL history to score a goal (18 years, 312 days) on Oct. 10, 2013
- Notched his first NHL assist on Oct. 28, 2013 vs. PIT
- Made his NHL debut on Oct. 4, 2013 vs. DET
- Assigned to Sweden's World Junior Championship team on Dec.18, 2013, recorded nine points (2G, 7A) in six games, helping Sweden capture the silver medal
- In his full season in the Swedish Elite League with Brynas IF, ranking third on the team in scoring despite being the youngest player on the roster in 2012-13
- Helped Team Sweden capture silver at the U18 Would Junior Championships in 2012

CAREER VS. NHL

TEAM	GP	G	A	PTS	PIM
ANA	14	2	4	6	2
ARI	16	2	10	12	4
BOS	17	2	6	8	14
BUF	18	2	9	11	0
CGY	10	2	1	3	0
CAR	4	2	1	3	0
CHI	14	6	9	15	2
COL	15	4	6	10	2
CBJ	23	6	10	16	6
DAL	16	1	10	11	2
DET	18	6	4	10	10
EDM	28	18	11	29	10
FLA	19	4	9	13	8
LAK	17	4	4	8	2
MIN	14	3	5	8	0
MTL	27	7	11	18	6
NSH	15	6	7	13	2
NJD	23	2	11	13	0
NYI	20	4	10	14	6
NYR	22	2	3	5	8
OTT	28	7	5	12	2
PHI	26	6	7	13	4
PIT	24	4	12	16	6
SJS	16	5	9	14	2
STL	14	1	5	6	4
TBL	15	3	9	12	2
TOR	26	7	11	18	12
VAN	28	8	11	19	12
VGK	9	0	1	1	4
WSH	22	7	5	12	2
WPG	23	6	12	18	6
TOTAL	**581**	**139**	**228**	**367**	**140**

CAREER PLAYOFFS VS. NHL

TEAM	GP	G	A	PTS	PIM
COL	5	1	1	2	4
DAL	6	0	3	3	2
WPG	4	2	1	3	0
TOTAL	**15**	**3**	**5**	**8**	**6**

17 | MILAN LUCIC

Left Wing | Shoots: Left | 6'3" | 236 lbs. | DOB: Jun. 7, 1988 | Birthplace: Vancouver, BC

DRAFTED: Selected by Boston in the second round (50th overall) in the 2006 NHL Draft

ACQUIRED: Traded from Edmonton along with Edmonton's third round pick in 2021 on July 19, 2019 in exchange for James Neal

CAREER REGULAR SEASON								CAREER PLAYOFFS				
SEASON	**CLUB**	**LEAGUE**	**GP**	**G**	**A**	**PTS**	**PIM**	**GP**	**G**	**A**	**PTS**	**PIM**
2004-05	Coquitlam	BCHL	50	9	14	23	100	6	1	5	6	7
	Vancouver	WHL	1	0	0	0	2	2	0	0	0	0
2005-06	Vancouver	WHL	62	9	10	19	149	18	3	4	7	23
2006-07	Vancouver	WHL	70	30	38	68	147	22	7	12	19	26
2007-08	Boston	NHL	77	8	19	27	89	7	2	0	2	4
2008-09	Boston	NHL	72	17	25	42	136	10	3	6	9	43
2009-10	Boston	NHL	50	9	11	20	44	13	5	4	9	19
2010-11	Boston	NHL	79	30	32	62	121	25	5	7	12	63
2011-12	Boston	NHL	81	26	35	61	135	7	0	3	3	8
2012-13	Boston	NHL	46	7	20	27	75	22	7	12	19	14
2013-14	Boston	NHL	80	24	35	59	91	12	4	3	7	4
2014-15	Boston	NHL	81	18	26	44	81	-	-	-	-	-
2015-16	Los Angeles	NHL	81	20	35	55	79	5	0	3	3	4
2016-17	Edmonton	NHL	82	23	27	50	50	13	2	4	6	20
2017-18	Edmonton	NHL	82	10	24	34	80	-	-	-	-	-
2018-19	Edmonton	NHL	79	6	14	20	91	-	-	-	-	-
2019-20	Calgary	NHL	68	8	12	20	54	10	1	5	6	17
2020-21	Calgary	NHL	56	10	13	23	46	-	-	-	-	-
	TOTAL	**NHL**	**958**	**206**	**315**	**521**	**1126**	**124**	**29**	**47**	**76**	**196**
		WHL	**133**	**39**	**48**	**87**	**298**	**42**	**10**	**16**	**26**	**49**
		BCHL	**50**	**9**	**14**	**23**	**100**	**6**	**1**	**5**	**6**	**7**

NHL HIGHLIGHTS

CAREER FIRSTS

FIRST NHL GAME: vs. CGY on Oct. 5, 2007

FIRST NHL GOAL: at LAK on Oct. 12, 2007

FIRST NHL ASSIST: at LAK on Oct. 12, 2007

CAREER TRANSACTIONS

2015: Traded to the Los Angeles Kings for Colin Miller, Martin Jones and first-round pick in the 2015 NHL Draft

2016: Signed as an unrestricted free agent with the Edmonton Oilers on July 1, 2016

2019: Traded to Calgary with a conditional third-round pick in the 2020 NHL Draft for James Neal

2020-21 HIGHLIGHTS

- Scored in back-to-back games Jan.26 & 28
- Had his first multi-point game of the season (1+1) on Feb.6 vs. EDM
- Scored his seventh goal on Mar.27 vs. WPG, surpassing his goals from 2018-19
- Played in his 1,000 career game on Apr.13 at TOR registering an assist and a fight
- Scored his 10th goal of the season on May 16 @ VAN giving him double digit goals for the ninth season.

CAREER HIGHLIGHTS

- Playing in his 14th NHL season, third with the Flames
- Notched his first playoff point as a member of the Flames with an assist on Aug. 1, 2020 vs. WPG
- Recorded his highest point total in a game as a Flame with a goal and two assists on Feb. 10, 2020 at SJS
- Recorded a season-high seven hits on Mar. 8, 2020 vs. VGK
- Made his Flames debut on Oct. 3, 2019 at COL
- Notched his first point (assist) as a Flame on Oct. 17, 2019 vs. DET
- Skated in his 900th career NHL game on Oct. 20, 2019 at ANA
- Scored his first goal as a member of the Flames on Dec. 5, 2019 vs. BUF
- Scored his 200th career NHL goal on Dec. 7, 2019 vs. LAK
- Recorded his 500th NHL point (assist) on Mar. 30, 2019 vs. ANA
- Posted his 300th NHL assist on Feb. 23, 2019 vs. ANA
- Led the Oilers and ranked third in the NHL in hits with 254 during the 2017-18 season
- Played in his 800th career NHL game on Mar. 17, 2018 vs. FLA
- Led the Oilers with 12 power play goals, tied for eighth in the NHL in 2016-17
- Registered his third career hat trick, a natural hat trick, on Apr. 6, 2017 at SJS
- Played in his 700th career NHL game on Feb. 2, 2017 at NSH
- Registered his 400th career NHL point on Oct. 16, 2016 vs. BUF
- Traded from Boston to Los Angeles on June 26, 2015 after eight seasons with the Bruins
- Reached the Stanley Cup final in 2013 as a member of the Boston Bruins
- Scored his 100th NHL goal on Oct. 14, 2013 vs. DET
- As a member of the Boston Bruins, won the Stanley Cup in 2011 finishing the playoffs with five goals and seven assists for 12 points in 25 games
- Played in the Young Stars game during the NHL's All-Star weekend in 2008-09
- Won a Memorial Cup as a member of the Vancouver Giants in 2007
- Won the 2006 WHL Championship with the Vancouver Giants
- Captained Canada's National Junior Team for the Canada-Russia Super Series in August/September of 2007, helping Canada win the series (7W, 1T)

CAREER VS. NHL

TEAM	GP	G	A	PTS	PIM
ANA	30	3	7	10	32
ARI	30	6	9	15	34
BOS	10	2	3	5	2
BUF	55	14	16	30	73
CGY	24	9	9	18	37
CAR	38	7	12	19	55
CHI	25	3	7	10	10
COL	23	5	9	14	37
CBJ	22	5	4	9	58
DAL	24	5	8	13	32
DET	23	1	11	12	6
EDM	26	4	11	15	29
FLA	39	11	9	20	34
LAK	29	5	4	9	44
MIN	24	3	5	8	10
MTL	59	16	16	32	103
NSH	23	4	8	12	21
NJD	35	11	11	22	20
NYI	33	12	17	29	36
NYR	35	7	13	20	44
OTT	57	12	20	32	56
PHI	33	8	9	17	39
PIT	35	7	13	20	31
SJS	31	9	11	20	30
STL	24	5	6	11	58
TBL	37	11	8	19	56
TOR	58	8	26	34	61
VAN	39	6	15	21	34
VGK	11	1	2	3	4
WSH	36	7	15	22	41
WPG	46	9	14	23	45
TOTAL	**1014**	**216**	**328**	**544**	**1172**

CAREER PLAYOFFS VS. NHL

TEAM	GP	G	A	PTS	PIM
ANA	7	1	3	4	16
BUF	6	0	2	2	15
CAR	7	3	3	6	12
CHI	6	4	2	6	0
DAL	6	0	2	2	6
DET	5	3	1	4	2
MTL	24	3	7	10	54
NYR	5	1	0	1	0
PHI	11	7	3	10	18
PIT	4	0	3	3	8
SJS	11	1	4	5	8
TBL	7	1	3	4	12
TOR	7	2	7	9	6
VAN	7	2	1	3	20
WSH	7	0	3	3	8
WPG	4	1	3	4	11
TOTAL	**124**	**29**	**47**	**76**	**196**

88 | ANDREW MANGIAPANE

Left Wing | Shoots: Left | 5'10" | 184 lbs. | DOB: Apr. 4, 1996 | Birthplace: Bolton, ON

DRAFTED: Selected by Calgary in the sixth round (166th overall) in the 2015 NHL Draft

CAREER REGULAR SEASON								CAREER PLAYOFFS				
SEASON	**CLUB**	**LEAGUE**	**GP**	**G**	**A**	**PTS**	**PIM**	**GP**	**G**	**A**	**PTS**	**PIM**
2013-14	Barrie	OHL	68	24	27	51	28	11	2	5	7	8
2014-15	Barrie	OHL	68	43	61	104	54	9	6	4	10	12
2015-16	Barrie	OHL	59	51	55	106	50	15	10	11	21	14
2016-17	Stockton	AHL	66	20	21	41	64	5	1	2	3	2
2017-18	Stockton	AHL	39	21	25	46	20	-	-	-	-	-
	Calgary	NHL	10	0	0	0	2	-	-	-	-	-
2018-19	Stockton	AHL	15	9	8	17	20	-	-	-	-	-
	Calgary	NHL	44	8	5	13	12	5	1	0	1	0
2019-20	Calgary	NHL	68	17	15	32	18	10	2	3	5	6
2020-21	Calgary	NHL	56	18	14	32	24	-	-	-	-	-
	TOTAL	**NHL**	**178**	**43**	**34**	**77**	**56**	**15**	**3**	**3**	**6**	**6**
		AHL	**120**	**50**	**54**	**104**	**104**	**5**	**1**	**2**	**3**	**2**
		OHL	**195**	**118**	**143**	**259**	**132**	**35**	**18**	**20**	**38**	**34**

NHL HIGHLIGHTS

CAREER FIRSTS

FIRST NHL GAME: vs. CHI on Dec. 31, 2017

FIRST NHL GOAL: at VAN on Feb. 9, 2019

FIRST NHL ASSIST: vs. ARI on Jan. 13, 2019

INTERNATIONAL

2021: WC – Team Canada (Gold – 7G, 4A)

2020–21 HIGHLIGHTS

- Played a career high 18:25 on Jan. 18 vs. VAN
- Netted his first goal of the season on Feb. 1 @ WPG
- Registered his first multi-point game of the season (0+2) on Feb. 6 vs. EDM
- Scored in back-to-back games Apr. 4 & 5 vs. TOR
- Had points in three straight games (3+2) from Feb. 4-11
- Had his second multi-point game of the season (1+1) on Feb.27 @ OTT and was a team high +4 and scored his first career short-handed goal
- Had a pair of goals on May 16 @ VAN
- Passed his career-high for goals in a season, scoring his 18th of the campaign on May 19 vs. VAN
- Represented Team Canada at the World Championships, winning a gold medal and was named tournament MVP while finishing third in tournament scoring with seven goals and 14 points.

CAREER HIGHLIGHTS

- Playing in his fifth NHL season, all with the Flames
- Skated in his 100th career NHL game on Jan. 13 2020 @ MTL
- Recorded his first career hat-trick and his first career four-point-game (3G, 1A) on Feb. 17, 2020 vs. ANA
- Scored his first playoff goal in his first career playoff game on Apr. 11 2019 vs. COL which also turned out to be the game-winning-goal
- Scored his first career NHL goal on Feb. 9, 2019 at VAN
- Recorded his first career NHL point (assist) on Jan. 13, 2019 vs. ARI
- Became the eighth rookie in franchise history to score a goal in his first career playoff game on Apr. 11, 2019 vs. COL
- Made his NHL debut on Dec. 31, 2017 vs. CHI
- Was invited to the AHL All-Star game in 2018
- Named to the OHL First All-Rookie Team in 2013-14 as a member of the Barrie Colts
- Twice topped 100+ points with the Barrie Colts (OHL) in 2014-15 & 2015-16

CAREER VS. NHL

TEAM	GP	G	A	PTS	PIM
ANA	6	4	3	7	2
ARI	7	0	2	2	4
BOS	2	0	0	0	0
BUF	3	0	0	0	0
CAR	5	0	1	1	0
CHI	6	0	0	0	2
COL	4	2	0	2	2
CBJ	4	1	1	2	4
DAL	4	1	0	1	0
DET	3	3	0	3	2
EDM	17	5	9	14	2
FLA	5	0	1	1	0
LAK	6	1	0	1	0
MIN	7	0	0	0	2
MTL	11	1	5	6	6
NSH	4	1	0	1	2
NJD	3	0	0	0	0
NYI	2	0	0	0	0
NYR	2	0	0	0	0
OTT	13	2	4	6	4
PHI	3	2	0	2	0
PIT	3	1	0	1	0
SJS	5	0	2	2	0
STL	3	0	1	1	0
TBL	3	1	0	1	2
TOR	12	3	1	4	6
VAN	15	9	1	10	6
VGK	5	1	1	2	4
WSH	3	1	2	3	2
WPG	12	4	0	4	4
TOTAL	**178**	**43**	**34**	**77**	**56**

CAREER PLAYOFFS VS. NHL

TEAM	GP	G	A	PTS	PIM
COL	5	1	0	1	0
DAL	6	1	0	1	2
WPG	4	1	3	4	4
TOTAL	**15**	**3**	**3**	**6**	**6**

25 | JACOB MARKSTROM

Goaltender | Catches: Left | 6'5" | 205 lbs. | DOB: Jan. 31, 1990 | Birthplace: Gävle, SWE

DRAFTED: Selected by Florida in the second round (31st overall) in the 2008 NHL Draft

ACQUIRED: Signed as a Free Agent on October 9, 2020

CAREER REGULAR SEASON													CAREER PLAYOFFS								
SEASON	CLUB	LEAGUE	GP	W	L	OTL	MIN	GA	SO	GAA	SVS	SV%	GP	W	L	MIN	GA	SO	GAA	SVS	SV
2007-08	Brynas IF	SEL	7	-	-	-	423	22	0	3.12	174	0.887	-	-	-	-	-	-	-	-	-
2008-09	Brynas IF	SEL	35	-	-	-	1992	79	3	2.38	875	0.917	-	-	-	-	-	-	-	-	-
2009-10	Brynas IF	SEL	43	-	-	-	2542	85	5	2.01	1083	0.927	-	-	-	-	-	-	-	-	-
2010-11	Rochester	AHL	37	16	20	1	2174	108	1	2.98	1051	0.907	-	-	-	-	-	-	-	-	-
	Florida	NHL	1	0	1	0	40	2	0	3.00	12	0.857	-	-	-	-	-	-	-	-	-
2011-12	Florida	NHL	7	2	4	1	383	17	0	2.66	205	0.923	-	-	-	-	-	-	-	-	-
	San Antonio	AHL	32	17	12	1	1839	71	1	2.32	908	0.927	8	4	4	547	26	0	2.85	253	.907
2012-13	San Antonio	AHL	33	16	15	2	1972	87	3	2.65	994	0.920	-	-	-	-	-	-	-	-	-
	Florida	NHL	23	8	14	1	1266	68	0	3.22	617	0.901	-	-	-	-	-	-	-	-	-
2013-14	Florida	NHL	12	1	6	3	614	36	0	3.52	249	0.874	-	-	-	-	-	-	-	-	-
	San Antonio	AHL	29	12	11	3	1688	72	2	2.56	803	0.918	-	-	-	-	-	-	-	-	-
	Vancouver	NHL	4	1	2	0	200	10	0	3.00	66	0.868	-	-	-	-	-	-	-	-	-
2014-15	Utica	AHL	32	22	7	2	1880	59	5	1.88	836	0.934	23	12	11	1450	51	2	2.11	631	.925
	Vancouver	NHL	3	1	1	0	78	4	0	3.08	29	0.879	-	-	-	-	-	-	-	-	-
2015-16	Vancouver	NHL	32	13	14	4	1837	84	0	2.73	904	0.915	-	-	-	-	-	-	-	-	-
	Utica	AHL	2	1	0	1	125	5	0	2.40	50	0.909	-	-	-	-	-	-	-	-	-
2016-17	Vancouver	NHL	25	10	11	3	1421	62	0	2.63	630	0.910	-	-	-	-	-	-	-	-	-
2017-18	Vancouver	NHL	60	23	26	7	3414	154	2	2.71	1591	0.912	-	-	-	-	-	-	-	-	-
2018-19	Vancouver	NHL	60	28	23	9	3599	166	1	2.77	1730	0.912	-	-	-	-	-	-	-	-	-
2019-20	Vancouver	NHL	43	23	16	4	2552	117	2	2.75	1303	0.918	14	8	6	841	40	1	2.85	451	.919
2020-21	Calgary	NHL	43	22	19	2	2488	111	3	2.68	1050	0.904	-	-	-	-	-	-	-	-	-
	TOTAL	**NHL**	**313**	**132**	**137**	**34**	**17,897**	**831**	**8**	**2.79**	**8386**	**0.910**	**14**	**8**	**6**	**841**	**40**	**1**	**2.85**	**451**	**.919**
		AHL	**165**	**84**	**65**	**12**	**9,677**	**402**	**12**	**2.49**	**4,642**	**0.920**	**31**	**16**	**15**	**1,997**	**77**	**2**	**2.31**	**994**	**.920**

NHL HIGHLIGHTS

CAREER FIRSTS

FIRST NHL GAME: vs. NJD on Jan. 23, 2011

FIRST NHL WIN: vs. NYI on Oct. 22, 2011

INTERNATIONAL

2009: WJC – Sweden, Silver

2010: WJC – Sweden, Bronze

2010: WC – Sweden, Bronze

2013: WC – Sweden, Gold

2016: World Cup – Team Sweden, 4th

2016: WC – Sweden, 6th

2017: WC – Sweden, Gold

2019: WC – Sweden, 5th

ALL-STAR GAMES

2020: St. Louis (Pacific Division)

CAREER TRANSACTIONS

2014: Traded to Vancouver with Shawn Matthias, Florida received Roberto Luongo and Steven Anthony, March 4, 2014.

2020–21 HIGHLIGHTS

- Made his Flames debut on Jan. 14, 2021 @ WPG stopping 30/34 shots in a 4-3 OTL
- Earned his first shutout as a Flame in his home opener stopping 32 shots against his former team VAN on Jan. 16, 2021
- Earned his second shutout for the Flames on Jan. 30 @ MTL stopping 37 shots for his seventh career shutout
- Stopped a season high 43/45 shots (.956%) on Feb. 13 @ VAN
- Won three consecutive starts Mar. 11-15 with a .932 SV% and a 1.67 GAA
- Played his 300th career game on Apr. 5 vs. TOR
- Earned his third shutout of the season, eighth of his career on Apr.10 vs. EDM
- Started his 14th consecutive game on May 16 @ VAN

CAREER HIGHLIGHTS

- Playing in his second season with the Flames
- Earned his first NHL All-Star Game invitation
- Saw the first playoff action of his career, starting in 14 games for Vancouver, winning 8 (2019-20)
- Won his first career playoff game on Aug. 4, 2020 vs MIN
- Stopped a career playoff high 49 saves on Aug. 16, 2020 vs. STL
- Won Gold with Sweden at the 2017 World Championships
- Represented Sweden at the 2016 World Cup of Hockey
- Played in the 2015 AHL All-Star Game
- Earned SHL Rookie of the Year honors in 2010
- Was named SHL Goalie of the Year in 2010
- Was named the top goalie while representing Sweden at the 2009 IIHF U20 World Junior Championships
- Won gold at the 2009 IIHF World Junior Championship and was named the tournaments top goaltender

CAREER VS. NHL

TEAM	GP	W-L-T-OT	SO	GA	GAA	SV%
ANA	12	4-5-0-1	1	24	2.28	.923
ARI	11	6-3-0-2	0	23	2.06	.932
BOS	9	4-4-0-0	0	26	2.95	.906
BUF	8	5-2-0-1	0	20	2.46	.912
CGY	14	5-9-0-0	0	47	3.44	.893
CAR	10	6-4-0-0	2	23	2.48	.924
CHI	11	6-1-0-4	1	26	2.52	.925
COL	9	6-2-0-1	0	22	2.39	.924
CBJ	4	3-0-0-0	0	7	2.21	.938
DAL	8	4-2-0-1	1	18	2.40	.925
DET	5	3-1-0-1	0	10	1.97	.933
EDM	26	13-11-0-2	1	74	2.89	.903
FLA	6	2-3-0-1	0	12	2.77	.918
LAK	12	6-3-0-3	0	33	2.70	.919
MIN	7	3-2-0-1	0	17	2.64	.911
MTL	14	7-6-0-1	1	29	2.09	.929
NSH	7	3-3-0-1	0	22	3.15	.913
NJD	11	1-8-0-2	0	29	2.73	.895
NYI	8	3-5-0-0	0	23	3.43	.896
NYR	10	6-2-0-1	0	25	2.70	.912
OTT	10	3-5-0-2	0	25	2.48	.909
PHI	7	3-3-0-0	0	12	1.75	.944
PIT	6	3-3-0-0	0	16	2.67	.921
SJS	10	3-6-0-1	0	30	3.30	.895
STL	9	3-4-0-1	0	21	2.51	.906
TBL	11	3-5-0-2	0	36	3.69	.873
TOR	13	4-7-0-1	0	37	3.06	.893
VAN	9	7-2-0-0	1	21	2.47	.925
VGK	10	2-6-0-1	0	35	4.08	.889
WSH	9	1-7-0-1	0	26	3.23	.898
WPG	19	4-13-0-2	0	62	3.40	.887
TOTAL	**272**	**110-118-0-32**	**5**	**720**	**2.80**	**.911**

CAREER VS. NHL

TEAM	GP	W-L-T-OT	SO	GA	GAA	SV%
MIN	4	3-1-0-0	1	9	2.27	.926
STL	6	4-2-0-0	0	16	2.54	.930
VGK	4	1-3-0-0	0	15	3.98	.894
TOTAL	**14**	**8-6-0-0**	**1**	**40**	**2.85**	**.919**



23 | SEAN MONAHAN

Centre | Shoots: Left | 6'2" | 200 lbs. | DOB: Oct. 12, 1994 | Birthplace: Brampton, ON

DRAFTED: Selected by Calgary in the first round (6th overall) in the 2013 NHL Draft

CAREER REGULAR SEASON								CAREER PLAYOFFS				
SEASON	**CLUB**	**LEAGUE**	**GP**	**G**	**A**	**PTS**	**PIM**	**GP**	**G**	**A**	**PTS**	**PIM**
2010-11	Ottawa	OHL	65	20	27	47	32	4	2	2	4	0
2011-12	Ottawa	OHL	62	33	45	78	38	18	8	7	15	12
2012-13	Ottawa	OHL	58	31	47	78	24	-	-	-	-	-
2013-14	Calgary	NHL	75	22	12	34	8	-	-	-	-	-
	Canada	WC	7	0	2	2	2	-	-	-	-	-
2014-15	Calgary	NHL	81	31	31	62	12	11	3	3	6	2
2015-16	Calgary	NHL	81	27	36	63	18	-	-	-	-	-
2016-17	Calgary	NHL	82	27	31	58	20	4	4	1	5	0
2017-18	Calgary	NHL	74	31	33	64	24	-	-	-	-	-
2018-19	Calgary	NHL	78	34	48	82	12	5	1	1	2	0
2019-20	Calgary	NHL	70	22	26	48	25	10	2	6	8	2
2020-21	Calgary	NHL	50	10	18	28	10	-	-	-	-	-
	TOTAL	**NHL**	**591**	**204**	**235**	**439**	**129**	**30**	**10**	**11**	**21**	**4**
		OHL	**185**	**84**	**119**	**203**	**94**	**22**	**10**	**9**	**19**	**12**

NHL HIGHLIGHTS

CAREER FIRSTS

FIRST NHL GAME: at WSH on Oct. 3, 2013

FIRST NHL GOAL: at CBJ on Oct. 4, 2013

FIRST NHL ASSIST: at WSH on Oct. 3, 2013

NHL/FLAMES AWARDS

2016-17: Ralph T. Scurfield Humanitarian Award

INTERNATIONAL

2014: WC – Team Canada (0G, 2A)

PENALTY SHOTS

Oct. 11, 2018 vs. STL (Allen) – No Goal

2020-21 HIGHLIGHTS

- Picked up his first point of the season (assist) on the Flames first power play goal of the season on Jan. 14, 2021 @ WPG
- Registered points in his first five games Jan. 14-26 (2+4)
- Scored a pair of goals, including his 200th career goal and the game winner on Mar.13 vs. MTL
- Scored a goal and added an assist on Mar. 4 vs. OTT
- Tied his career high in hits (4) on Mar. 11 vs. MTL
- Scored the game winning goal on Apr. 10 vs. EDM, his 44th career game winner and is third in franchise history
- Had 1+2 including his team leading fifth game winning goal on Apr.23 vs. MTL. It was his first three point game of the season and first since Oct. 31, 2019 vs. NSH

CAREER HIGHLIGHTS

- Playing in his ninth NHL season, all with the Flames
- Passed Hakan Loob for the seventh most goals in Calgary Flames franchise history with his 194 on Feb. 29, 2020 at TBL
- Passed Lanny McDonald for the 13th most points in Calgary Flames franchise history with a two-goal night on Feb. 25, 2020 at BOS
- Sean Monahan (55 ppg) passed both Joe Mullen (53 ppg) and Gary Suter (54 ppg) for the 8th most power play goals in Calgary Flames franchise history on Jan. 28, 2020.
- Notched career point number 400 with his two goal performance on Jan. 28, 2020 vs. STL becoming the second youngest Flame in franchise history to notch 400 career points with the Flames
- Passed Joe Mullen for the 15th most points in Calgary Flames history on Dec. 10, 2019 at ARI
- Skated in his 500th NHL game on Nov. 30, 2019 vs. OTT
- Recorded his 200th career assist on Oct. 31, 2019 at NSH
- Notched the 300th point of his NHL career on Nov. 11, 2018 at SJS
- Notched his first career hat trick on Nov. 18, 2017 at PHI
- Tied an NHL record with a powerplay goal in four straight playoff games in 2017
- Set the franchise record for career regular season OT goals (7) on Mar. 25, 2017 at STL
- Awarded the team's Ralph T. Scurfield award on Mar. 7, 2017
- Became the youngest Flame and sixth-youngest NHLer to 100 goals with a tally on Feb. 23, 2017 at TBL
- Set career highs in points (63), assists (36) and power play points (20) in 2015-16
- Became the first Flames player in over 20 years with three straight 20-goal seasons in 2015-16
- Recorded his 100th career point (assist) on Oct. 23, 2015 vs. DET
- In 2015, made his NHL postseason debut and skated in all 11 games for the Flames where he had six points
- Scored and added two assists in Calgary's series-clinching win over VAN on Apr. 25
- In the regular season, he set career highs and led the Flames in goals (31), power play goals (10) and game winners (8)
- His eight game winning goals was tied for third highest in the NHL and his three OT winners equaled the second-most in the league
- Recorded 12 multi-point games during the season, including three multi-goal games
- Had at least one point in Calgary's final six games, ten of the last 11, and 16 of the last 19
- Was fourth among rookies in goals (22) and tied for eighth in points (34) in 2013-14
- Led the team and finished tied for fifth in the NHL with five shootout goals
- Became the first Flames rookie with a 20-goal season since Jarome Iginla in 1996-97
- Had four multi-point games in his rookie campaign
- Became Calgary's youngest player in franchise history to score an overtime goal when he notched the winner on Mar. 1 at 19 years and 140 days
- Led the OHL's Ottawa 67's in goals (31), assists (47) and points (78) in the last of his three years of junior in 2012-13

CAREER VS. NHL

TEAM	GP	G	A	PTS	PIM
ANA	28	8	10	18	6
ARI	30	11	13	24	6
BOS	13	3	6	9	2
BUF	14	7	10	17	0
CAR	12	5	5	10	4
CHI	21	13	6	19	4
COL	20	7	13	20	8
CBJ	12	6	5	11	2
DAL	21	6	9	15	2
DET	14	5	9	14	4
EDM	37	11	13	24	17
FLA	14	5	6	11	2
LAK	29	10	10	20	2
MIN	21	5	6	11	4
MTL	23	10	8	18	4
NSH	21	5	14	19	6
NJD	13	10	8	18	0
NYI	12	4	5	9	6
NYR	13	2	6	8	6
OTT	23	6	8	14	6
PHI	14	10	3	13	4
PIT	14	3	3	6	4
SJS	30	9	11	20	6
STL	21	7	4	11	6
TBL	13	7	2	9	2
TOR	22	5	10	15	2
VAN	37	11	13	24	4
VGK	10	2	3	5	0
WSH	14	7	4	11	0
WPG	25	4	12	16	10
TOTAL	**591**	**204**	**235**	**439**	**129**

CAREER PLAYOFFS VS. NHL

TEAM	GP	G	A	PTS	PIM
ANA	9	5	1	6	2
COL	5	1	1	2	0
DAL	6	0	2	2	2
VAN	6	2	3	5	0
WPG	4	2	4	6	0
TOTAL	**30**	**10**	**11**	**21**	**4**

18 | TYLER PITLICK

Centre | Shoots: Right | 6'2" | 200 lbs. | DOB: Nov. 1, 1991 | Birthplace: Minneapolis, MN

DRAFTED: Selected by Edmonton in the second round (31st overall) in the 2010 NHL Draft

ACQUIRED: Traded from Seattle to Calgary for a fourth round pick on July 22, 2021

CAREER REGULAR SEASON								CAREER PLAYOFFS				
SEASON	**CLUB**	**LEAGUE**	**GP**	**G**	**A**	**PTS**	**PIM**	**GP**	**G**	**A**	**PTS**	**PIM**
2009-10	Minnesota State	NCAA	38	11	8	19	27	-	-	-	-	-
2010-11	Medicine Hat	WHL	56	27	35	62	31	-	-	-	-	-
2011-12	Oklahoma City	AHL	62	7	16	23	28	13	2	5	7	2
2012-13	Oklahoma City	AHL	44	3	7	10	10	16	2	4	6	8
2013-14	Oklahoma City	AHL	39	8	14	22	10	2	0	0	0	0
2013-14	Edmonton	NHL	10	1	0	1	0	-	-	-	-	-
2014-15	Oklahoma City	AHL	14	3	6	9	8	-	-	-	-	-
2014-15	Edmonton	NHL	17	2	0	2	4	-	-	-	-	-
2015-16	Bakersfield	AHL	37	7	14	21	4	-	-	-	-	-
2016-17	Edmonton	NHL	31	8	3	11	6	-	-	-	-	-
2017-18	Dallas	NHL	80	14	13	27	34	-	-	-	-	-
2018-19	Dallas	NHL	47	8	4	12	6	6	0	0	0	2
2019-20	Philadelphia	NHL	63	8	12	20	12	16	2	1	3	0
2020-21	Arizona	NHL	38	6	5	11	16	-	-	-	-	-
	TOTAL	**NHL**	**286**	**47**	**37**	**84**	**78**	**22**	**2**	**1**	**3**	**2**
		AHL	**196**	**28**	**57**	**85**	**60**	**31**	**4**	**9**	**13**	**10**
		WHL	**56**	**27**	**35**	**62**	**31**	**-**	**-**	**-**	**-**	**-**
		NCAA	**38**	**11**	**8**	**9**	**19**	**-**	**-**	**-**	**-**	**-**

NHL HIGHLIGHTS

CAREER FIRSTS

FIRST NHL GAME: vs. MTL on Oct. 22, 2013

FIRST NHL GOAL: vs. ARI on Oct. 26, 2013

FIRST NHL ASSIST: vs. ARI on Oct. 26, 2013

2020–21 HIGHLIGHTS

- Scored twice and had seven shots vs. MIN on Mar. 6
- Blocked four shots and tied his career-high with seven hits vs. STL on Feb. 13
- Scored his first ARI goal and first career SHG at VGK on Jan. 18

CAREER HIGHLIGHTS

- Playing in his eighth NHL season, first with the Flames
- Scored first career postseason goal on Aug. 8, 2019 @ TBL
- Scored a goal in his 200th career NHL game on Nov. 15, 2019 @ OTT
- Led all PHI forwards and finished second on the team in hits with 132 in 2019-20
- Posted his first career multi-point (2G) game on Oct. 21, 2017 vs. CAR
- Scored his first NHL game-winning-goal on Apr. 7, 2015 vs. LAK
- Scored his first NHL goal on Oct. 26, 2013 vs. ARI
- Made his NHL debut on Oct. 22, 2013 as a member of the Edmonton Oilers against MTL

CAREER VS. NHL

TEAM	GP	G	A	PTS	PIM
ANA	18	2	3	5	8
ARI	11	2	2	4	0
BOS	7	0	0	0	4
BUF	7	2	0	2	0
CGY	12	1	2	3	12
CAR	7	3	2	5	2
CHI	8	1	3	4	0
COL	16	1	1	2	0
CBJ	8	2	0	2	4
DAL	4	2	0	2	2
DET	7	2	1	3	0
EDM	6	0	1	1	2
FLA	5	2	1	3	2
LAK	14	2	1	3	4
MIN	15	3	2	5	6
MTL	6	0	2	2	2
NSH	6	2	1	3	4
NJD	6	0	1	1	4
NYI	6	3	0	3	2
NYR	10	0	1	1	2
OTT	8	2	2	4	4
PHI	4	1	0	1	2
PIT	7	1	1	2	2
SJS	15	3	1	4	0
STL	18	4	2	6	0
TBL	6	0	0	0	0
TOR	8	0	2	2	0
VAN	10	0	0	0	4
VGK	11	2	2	4	6
WSH	10	2	1	3	0
WPG	10	2	2	4	0
TOTAL	**286**	**47**	**37**	**84**	**78**

CAREER PLAYOFFS VS. NHL

TEAM	GP	G	A	PTS	PIM
BOS	1	0	0	0	0
MTL	6	0	1	1	0
NSH	5	0	0	0	0
NYI	7	1	0	1	0
STL	1	0	0	0	2
TBL	1	1	0	1	0
TOTAL	**21**	**2**	**1**	**3**	**2**

15 | BRAD RICHARDSON

Centre | Shoots: Left | 6'0" | 190 lbs. | DOB: Feb. 4, 1985 | Birthplace: Belleville, ON

DRAFTED: Selected by Colorado in the fifth round (163rd overall) in the 2003 NHL Draft

ACQUIRED: Signed with the Flames as a free agent on August 31, 2021

CAREER REGULAR SEASON								CAREER PLAYOFFS				
SEASON	**CLUB**	**LEAGUE**	**GP**	**G**	**A**	**PTS**	**PIM**	**GP**	**G**	**A**	**PTS**	**PIM**
2001-02	Owen Sound	OHL	58	12	21	33	20	-	-	-	-	-
2002-03	Owen Sound	OHL	67	27	40	67	54	4	1	1	2	10
2003-04	Owen Sound	OHL	15	7	9	16	4	-	-	-	-	-
2004-05	Owen Sound	OHL	68	41	56	97	60	8	6	4	10	8
2005-06	Lowell	AHL	29	4	13	17	20	-	-	-	-	-
2005-06	Colorado	NHL	41	3	10	13	12	9	1	0	1	6
2006-07	Colorado	NHL	73	14	8	22	28	-	-	-	-	-
2006-07	Albany	AHL	3	0	1	1	2	-	-	-	-	-
2007-08	Colorado	NHL	22	2	3	5	8	-	-	-	-	-
2007-08	Lake Erie	AHL	38	14	26	40	18	-	-	-	-	-
2008-09	Los Angeles	NHL	31	0	5	5	11	-	-	-	-	-
2008-09	Manchester	AHL	3	1	2	3	0	-	-	-	-	-
2009-10	Los Angeles	NHL	81	11	16	27	37	6	1	1	2	2
2010-11	Los Angeles	NHL	68	7	12	19	47	6	2	3	5	2
2011-12	Los Angeles	NHL	59	5	3	8	30	13	1	0	1	4
2012-13	Los Angeles	NHL	16	1	5	6	10	11	0	1	1	0
2013-14	Vancouver	NHL	73	11	12	23	39	-	-	-	-	-
2014-15	Vancouver	NHL	45	8	13	21	34	5	0	0	0	15
2015-16	Arizona	NHL	82	11	20	31	46	-	-	-	-	-
2016-17	Arizona	NHL	16	5	4	9	15	-	-	-	-	-
2017-18	Arizona	NHL	76	3	12	15	45	-	-	-	-	-
2018-19	Arizona	NHL	66	19	8	27	22	-	-	-	-	-
2019-20	Arizona	NHL	59	6	5	11	20	9	2	1	3	4
2020-21	Nashville	NHL	17	1	3	4	4	2	0	0	0	0
	TOTAL	**NHL**	**825**	**107**	**139**	**246**	**408**	**61**	**7**	**6**	**13**	**33**
		AHL	**73**	**19**	**42**	**61**	**40**	**-**	**-**	**-**	**-**	**-**
		OHL	**208**	**87**	**136**	**213**	**138**	**12**	**7**	**5**	**12**	**18**

NHL HIGHLIGHTS

CAREER FIRSTS

FIRST NHL GAME: vs. VAN on Nov. 27, 2005

FIRST NHL GOAL: vs. VAN on Jan. 28, 2006

FIRST NHL ASSIST: vs. STL on Jan. 9, 2006

CAREER TRANSACTIONS

2008: Traded from Colorado to Los Angeles for a second round pick in the 2008 NHL Draft

2013: Signed with the Vancouver Canucks as a free agent

2015: Signed with the Arizona Coyotes as a free agent

2020: Signed with the Nashville Predators as a free agent

2020–21 HIGHLIGHTS

- Appeared in two playoff games for Nashville
- Recorded a goal and three assists for four points in 17 regular season games

CAREER HIGHLIGHTS

- Playing in his 17th NHL season, first with the Flames
- Scored the game-winning goal in overtime of Game 4 of Arizona's qualifying round series vs. NSH during the 2020 playoffs
- Played in his 800th NHL game on Feb. 17, 2020 vs. NYI
- Scored a career-high 19 goals during the 2018-19 season
- Scored four goals vs. VAN on Feb. 28, 2019
- Skated in his 700th NHL game on Nov. 13, 2018 @ DET
- Registered his 200th career NHL point (assist) on Feb. 13, 2018 @ SJS
- Skated in his 600th career NHL game on Nov. 1 2016 vs. SJS
- Registered his 100th career NHL assist on Jan. 4, 2016 @ VAN
- Played in his 500th career NHL game on Jan. 1, 2015 vs. LAK
- Appeared in his 400th career NHL game on Oct. 19, 2013 @ PIT
- Notched his 100th career point (goal) on Mar. 31, 2013 @ DAL
- Won the Stanley Cup in 2012 as a member of the Los Angeles Kings
- Skated in his 300th NHL game on Feb. 26, 2011 vs. COL
- Recorded his first career hat-trick on Oct. 23, 2010 @ COL as a member of the LA Kings
- Selected as the Kings representative for 2009-10 Bill Masterton Memorial trophy
- Played in his 200th NHL game on Dec. 12, 2009 vs. DAL
- Scored his first career NHL goal on Jan. 28, 2006 vs. VAN
- Skated in his first NHL game on Nov. 27, 2005 vs. VAN

CAREER VS. NHL

TEAM	GP	G	A	PTS	PIM
ANA	48	5	6	11	54
ARI	36	5	6	11	16
BOS	16	2	4	6	11
BUF	14	3	3	6	4
CGY	48	4	8	12	32
CAR	20	3	4	7	15
CHI	37	5	5	10	14
COL	30	7	5	12	12
CBJ	30	5	5	10	10
DAL	41	3	5	8	33
DET	31	3	4	7	10
EDM	54	7	12	19	4
FLA	16	2	3	5	8
LAK	26	3	1	4	16
MIN	41	7	10	17	10
MTL	17	3	2	5	13
NSH	30	2	2	4	14
NJD	16	0	1	1	9
NYI	17	3	2	5	6
NYR	15	0	2	2	10
OTT	17	5	5	10	6
PHI	20	5	3	8	6
PIT	12	3	2	5	4
SJS	48	5	11	16	40
STL	36	1	8	9	9
TBL	14	2	2	4	5
TOR	15	0	9	9	2
VAN	37	9	6	15	14
VGK	10	0	0	0	6
WSH	15	1	2	3	2
WPG	18	4	1	5	13
TOTAL	**825**	**107**	**139**	**246**	**408**

CAREER PLAYOFFS VS. NHL

TEAM	GP	G	A	PTS	PIM
ANA	4	0	0	0	2
ARI	5	0	0	0	2
CGY	5	0	0	0	15
CAR	2	0	0	0	0
CHI	4	0	0	0	0
COL	5	1	1	2	4
DAL	5	1	0	1	4
NSH	4	1	0	1	0
NJD	2	0	0	0	0
SJS	13	2	4	6	2
STL	4	0	0	0	0
VAN	8	2	1	3	4
TOTAL	**61**	**7**	**6**	**13**	**33**

24 | BRETT RITCHIE

Right Wing | Shoots: Right | 6'4" | 220 lbs. | DOB: Jul. 1, 1993 | Birthplace: Orangeville, ON

DRAFTED: Selected by Dallas in the second round (44th overall) in the 2011 NHL Draft

ACQUIRED: Signed with the Flames after a receiving a PTO on January 17, 2021

CAREER REGULAR SEASON								CAREER PLAYOFFS				
SEASON	**CLUB**	**LEAGUE**	**GP**	**G**	**A**	**PTS**	**PIM**	**GP**	**G**	**A**	**PTS**	**PIM**
2009-10	Sarnia	OHL	65	13	16	29	35	-	-	-	-	-
2010-11	Sarnia	OHL	49	21	20	41	47	-	-	-	-	-
2011-12	Sarnia	OHL	23	8	7	15	30	-	-	-	-	-
2011-12	Niagara	OHL	30	16	14	30	24	20	3	8	11	16
2012-13	Niagara	OHL	53	41	35	76	40	4	1	3	4	9
2012-13	Texas	AHL	5	3	1	4	0	9	2	0	2	2
2013-14	Texas	AHL	68	22	26	48	53	13	7	4	11	10
2014-15	Texas	AHL	33	14	7	21	40	3	1	1	2	2
2014-15	Dallas	NHL	31	6	3	9	12	-	-	-	-	-
2015-16	Dallas	NHL	8	0	1	1	7	2	0	0	0	0
2015-16	Texas	AHL	35	14	14	28	26	3	1	1	2	0
2016-17	Dallas	NHL	78	16	8	24	38	-	-	-	-	-
2017-18	Dallas	NHL	71	7	7	14	42	-	-	-	-	-
2018-19	Dallas	NHL	53	4	2	6	57	1	0	0	0	2
2019-20	Boston	NHL	27	2	4	6	21	-	-	-	-	-
2019-20	Providence	AHL	12	2	2	4	6	-	-	-	-	-
2020-21	Calgary	NHL	32	4	4	8	24	-	-	-	-	-
	TOTAL	**NHL**	**300**	**39**	**29**	**68**	**201**	**3**	**0**	**0**	**0**	**2**
		AHL	**153**	**55**	**50**	**105**	**125**	**28**	**11**	**6**	**17**	**14**
		OHL	**220**	**99**	**92**	**191**	**176**	**24**	**4**	**11**	**15**	**23**

NHL HIGHLIGHTS

CAREER FIRSTS

FIRST NHL GAME: vs. ARI on Dec. 31, 2014

FIRST NHL GOAL: vs. ARI on Dec. 31, 2014

FIRST NHL ASSIST: vs. ARI on Dec. 31, 2014

INTERNATIONAL

2013: WJC – Team Canada (4th – 1G, 3A)

2020–21 HIGHLIGHTS

- Played his first game as a Flame on Feb. 17 vs. VAN playing 10:54 with three hits
- Scored a goal and picked up an assist (his first two points with the Flames) on Mar. 4 vs. OTT
- Led the team in hits (4) and had his first fight as a Flame on Mar. 15 vs. EDM
- Led the team in hits (4) on Mar. 17 vs. EDM
- Led the team in hits (6) on Mar. 19 @ TOR
- Tied a team high in hits (5) on Apr. 29 @ EDM
- Played in his 300th NHL game notching a career high three points (1G, 2A) on May 19 vs. VAN

CAREER HIGHLIGHTS

- Playing in his eighth NHL season, second with the Flames
- Scored his first goal as a Bruin in his first game as a Bruin on Oct. 3, 2019 @ DAL
- Recorded a career-high 10 hits in a game on Nov. 21, 2018 @ PIT
- Skated in his 100th career NHL game on Feb. 28, 2017 vs. PIT
- Notched his first career multi-point game (1G, 1A) on Jan. 3 vs. MIN, finishing with as a +3
- Made his NHL debut on Dec. 31, 2014 vs. ARI and scored his first career goal on his first career shot, which became the eventual game-winning-goal
- Won the 2014 Calder Cup with Texas (AHL)
- Skated for Canada at the IIHF World Junior Championship in 2013

CAREER VS. NHL

TEAM	GP	G	A	PTS	PIM
ANA	10	0	1	1	4
ARI	12	3	1	4	19
BOS	6	0	1	1	4
BUF	6	0	0	0	6
CGY	8	1	2	3	6
CAR	7	0	1	1	6
CHI	15	1	1	2	2
COL	15	6	1	7	4
CBJ	7	0	0	0	2
DAL	1	1	0	1	0
DET	6	1	0	1	8
EDM	17	3	1	4	11
FLA	6	0	0	0	7
LAK	10	1	1	2	4
MIN	16	2	5	7	0
MTL	13	1	1	2	9
NSH	14	2	3	5	4
NJD	9	1	0	1	5
NYI	6	1	0	1	2
NYR	6	0	0	0	0
OTT	11	1	1	2	11
PHI	5	2	1	3	0
PIT	7	2	0	2	4
SJS	10	2	1	3	19
STL	15	0	1	1	19
TBL	6	2	0	2	0
TOR	13	3	2	5	6
VAN	13	1	3	4	4
VGK	7	0	1	1	6
WSH	7	0	0	0	11
WPG	16	2	0	2	18
TOTAL	**300**	**39**	**29**	**68**	**201**

CAREER PLAYOFFS VS. NHL

TEAM	GP	G	A	PTS	PIM
STL	3	0	0	0	2
TOTAL	**3**	**0**	**0**	**0**	**2**



26 | MICHAEL STONE

Defence | Shoots: Right | 6'3" | 209 lbs. | DOB: Jun. 7, 1990 | Birthplace: Winnipeg, MB

DRAFTED: Selected by Phoenix in the third round (69th overall) in the 2008 NHL Draft

ACQUIRED: Traded from Arizona on February 20, 2017

CAREER REGULAR SEASON								CAREER PLAYOFFS				
SEASON	**CLUB**	**LEAGUE**	**GP**	**G**	**A**	**PTS**	**PIM**	**GP**	**G**	**A**	**PTS**	**PIM**
2006-07	Calgary	WHL	55	2	18	20	32	17	0	3	3	14
2007-08	Calgary	WHL	71	10	25	35	28	14	3	4	7	10
2008-09	Calgary	WHL	69	19	42	61	87	18	2	11	13	16
2009-10	Calgary	WHL	69	21	44	65	91	23	5	15	20	26
2010-11	San Antonio	AHL	70	2	11	13	27	-	-	-	-	-
2011-12	Portland	AHL	51	9	13	22	24	-	-	-	-	-
	Phoenix	NHL	13	1	2	3	2	2	0	0	0	0
2012-13	Portland	AHL	36	6	22	28	20	1	0	1	1	4
	Phoenix	NHL	40	5	4	9	16	-	-	-	-	-
2013-14	Phoenix	NHL	70	8	13	21	38	-	-	-	-	-
2014-15	Arizona	NHL	81	3	15	18	60	-	-	-	-	-
2015-16	Arizona	NHL	75	6	30	36	62	-	-	-	-	-
2016-17	Arizona	NHL	45	1	8	9	12	-	-	-	-	-
	Calgary	NHL	19	2	4	6	20	4	1	0	1	0
2017-18	Calgary	NHL	82	3	7	10	28	-	-	-	-	-
2018-19	Calgary	NHL	14	0	5	5	10	-	-	-	-	-
	Stockton	AHL	3	0	2	2	2	-	-	-	-	-
2019-20	Calgary	NHL	33	2	5	7	16	-	-	-	-	-
2020-21	Calgary	NHL										
	TOTAL	**NHL**	**472**	**31**	**93**	**124**	**264**	**6**	**1**	**0**	**1**	**0**
		AHL	**160**	**17**	**48**	**65**	**73**	**1**	**0**	**1**	**1**	**4**
		WHL	**264**	**52**	**129**	**181**	**238**	**72**	**10**	**33**	**43**	**66**

NHL HIGHLIGHTS

CAREER FIRSTS

FIRST NHL GAME: vs. DAL on Feb. 18, 2012

FIRST NHL GOAL: vs. SJS on Mar. 10, 2012

FIRST NHL ASSIST: vs. MIN on Mar. 8, 2012

CAREER TRANSACTIONS

2017: Traded to Calgary by Arizona for Calgary's 3rd round pick in the 2017 NHL Draft and 5th round (conditional) pick in 2018 NHL Draft

2020-21 HIGHLIGHTS

- Played his first game of the season on Mar. 27 vs. WPG playing 13:55 with two shots, a hit and a blocked shot
- Scored his first goal of the season on Apr. 2 vs. EDM
- Registered his first assist on Apr. 19 vs. OTT
- Scored his second of the season on May 9 vs. OTT

CAREER HIGHLIGHTS

- Playing in his 11th NHL season, fifth with the Flames
- Skated in his 400th career NHL game on Feb. 13, 2018 at BOS
- Played in all 82 games for the first time in his career during the 2017-18 season
- Traded to the Calgary Flames from the Arizona Coyotes on Feb. 20, 2017
- Surpassed the 100 point mark scoring a goal and adding an assist on Mar. 9, 2017 vs. MTL
- Notched his first point as a Flame with an assist on Feb. 21, 2017 at NSH
- Scored his first goal as a Flame on Mar. 9, 2017 vs. MTL
- In 2016, he led the Arizona Coyotes in blocked shots (143) and was second amongst defencemen in assists (30) and points (36)
- He has contributed multiple-point nights 13 times, the last time being Mar. 17, 2016
- In 2015, he finished the season fifth in the NHL in blocked shots (189) and was only one of four defencemen in the league to finish the season with 150+ hits and 150+ blocked shots
- Played a career high 81 games in 2014-15
- Played in his 200th career NHL game on Apr. 3, 2015 vs. SJS
- Recorded his first career multi-goal game at CHI, Nov. 14, 2013
- Scored his first NHL goal on Mar. 10, 2012 vs. SJS
- Notched his first NHL point on Mar. 8, 2012 with an assist vs. MIN
- Made his NHL debut on Feb. 18, 2012 vs. DAL
- Made his AHL debut in 2010 with the San Antonio Rampage tallying 13 points in 70 games
- In 2009-10 he led the Calgary Hitman to the WHL final and finished fourth in scoring (65 points) among WHL defencemen
- Named to the WHL Eastern Conference All-Star Team in 2010
- Selected as the Eastern Conference finalist for the WHL Defenceman of the Year Award in 2010
- In 2005-06, he skated in 55 games for the Calgary Hitman (WHL) and was named co-rookie of the year

CAREER VS. NHL

TEAM	GP	G	A	PTS	PIM
ANA	30	4	3	7	22
ARI	6	0	0	0	2
BOS	12	0	5	5	8
BUF	8	0	0	0	6
CGY	22	2	4	6	4
CAR	9	0	0	0	6
CHI	17	2	7	9	8
COL	19	3	5	8	12
CBJ	11	0	3	3	2
DAL	18	1	2	3	2
DET	12	2	2	4	10
EDM	32	2	9	11	14
FLA	10	0	2	2	8
LAK	30	1	6	7	14
MIN	20	3	4	7	16
MTL	16	1	3	4	4
NSH	18	0	2	2	8
NJD	10	1	4	5	6
NYI	11	0	0	0	8
NYR	9	0	3	3	6
OTT	11	1	4	5	2
PHI	10	1	2	3	12
PIT	11	0	1	1	12
SJS	32	4	6	10	22
STL	19	0	4	4	6
TBL	10	3	2	5	4
TOR	14	1	1	2	6
VAN	33	0	3	3	18
VGK	6	0	1	1	2
WSH	9	1	1	2	4
WPG	18	0	6	6	16
TOTAL	**493**	**33**	**95**	**128**	**270**

CAREER PLAYOFFS VS. NHL

TEAM	GP	G	A	PTS	PIM
ANA	4	1	0	1	0
LAK	2	0	0	0	0
TOTAL	**6**	**1**	**0**	**1**	**0**



8 | CHRISTOPHER TANEV

Defence | Shoots: Right | 6'2" | 196 lbs. | DOB: Dec. 20, 1989 | Birthplace: Toronto, ON

ACQUIRED: Signed as a free agent on October 9, 2020

CAREER REGULAR SEASON								CAREER PLAYOFFS				
SEASON	**CLUB**	**LEAGUE**	**GP**	**G**	**A**	**PTS**	**PIM**	**GP**	**G**	**A**	**PTS**	**PIM**
2006-07	Durham	OJHL	40	0	9	9	8	-	-	-	-	-
2007-08	Durham	OJHL	19	1	6	7	12	-	-	-	-	-
	Stouffville	OJHL	4	0	0	0	0	-	-	-	-	-
2007-08	Markham	OJHL	26	1	9	10	12	-	-	-	-	-
2008-09	Markham	OJHL	50	4	37	41	33	-	-	-	-	-
2009-10	R.I.T.	NCAA	41	10	18	28	4	-	-	-	-	-
2010-11	Manitoba	AHL	39	1	8	9	16	14	1	2	3	4
	Vancouver	NHL	29	0	1	1	0	5	0	0	0	0
2011-12	Vancouver	NHL	25	0	2	2	2	5	0	0	0	0
	Chicago	AHL	34	0	14	14	6	-	-	-	-	-
2012-13	Chicago	AHL	29	2	10	12	6	-	-	-	-	-
	Vancouver	NHL	38	2	5	7	10	-	-	-	-	-
2013-14	Vancouver	NHL	64	6	11	17	8	-	-	-	-	-
2014-15	Vancouver	NHL	70	2	18	20	12	6	0	3	3	0
2015-16	Vancouver	NHL	69	4	14	18	8	-	-	-	-	-
2016-17	Vancouver	NHL	53	2	8	10	14	-	-	-	-	-
2017-18	Vancouver	NHL	42	2	9	11	8	-	-	-	-	-
2018-19	Vancouver	NHL	55	2	10	12	18	-	-	-	-	-
2019-20	Vancouver	NHL	69	2	18	20	41	-	-	-	-	-
2020-21	Calgary	NHL	56	2	10	12	6	-	-	-	-	-
	TOTAL	**NHL**	**570**	**24**	**106**	**130**	**127**	**33**	**1**	**9**	**10**	**4**
		AHL	**102**	**3**	**32**	**35**	**28**	**12**	**1**	**2**	**3**	**4**
		OJHL	**139**	**6**	**61**	**67**	**65**	**41**	**2**	**10**	**12**	**18**
		NCAA	**41**	**10**	**18**	**28**	**4**	**-**	**-**	**-**	**-**	**-**

NHL HIGHLIGHTS

CAREER FIRSTS

FIRST NHL GAME: vs. COL on Jan. 18, 2011

FIRST NHL GOAL: vs. EDM on Feb. 4, 2013

FIRST NHL ASSIST: vs. DAL on Jan. 24, 2011

INTERNATIONAL

2016: WC – Team Canada, (Gold – 0G, 1A)

CAREER TRANSACTIONS

2010: Signed as a free agent by Vancouver, May 31, 2010

2020–21 HIGHLIGHTS

- Made his Flames debut on Jan.14, 2021 @ WPG and picked up his first point with an assist
- Tied a career high in blocked shots (8) on Jan. 16, 2021 vs. VAN
- Went from Jan. 14-Feb. 2 (145:50) even strength minutes without being on the ice for a goal against
- Scored his first goal as a member of the Flames, lead the team in shots (4), blocked shots (2) and +/- (+2) on Feb. 1 @ WPG
- Registered his 100th career assist on Mar. 27 vs. WPG
- Had his first multi-point game as a Flame with a pair of assists on Apr. 14 @ MTL
- Had a team high 6 blocked shots on Apr. 24 vs. MTL bringing his total to 26 in 8 games vs MTL this year

CAREER HIGHLIGHTS

- Playing in his twelfth NHL season, second with the Flames
- Scored his first playoff overtime goal on Aug. 7, 2020 vs. MIN
- Had a personal playoff best three-point-game on Aug. 7, 2020 vs. MIN
- Skated in his 500th career game on Feb. 6, 2020 vs. MIN
- Picked up career point number 100 with his first of two assists on Oct. 2, 2019 vs PHI
- Scored his 20th career goal on Dec. 19, 2018 vs TBL
- Led the Canucks in shot blocks during the 2014-15 season with a career high 170
- Played in his first NHL game on Jan. 18, 2011 against COL after going undrafted and signed as a free agent by Vancouver
- Claimed the Markham Waxers Defenceman of the Year (RTI): 2009
- Named to the 2010 NCAA (AHA) All-Rookie Team
- Won the 2010 NCAA (AHA) Rookie of the year
- Won the NCAA AHA Divisional Championship in the 2009-10 season, as member of R.I.T.
- Named to the NCAA (AHA) Third All-Conference Team in 2009-10
- Claimed the Markham Waxers Defenceman of the Year (RTI): 2009
- Won gold with team Canada at the 2016 IIHF World Championships
- Had a career high 41 points (4G, 37A) following his final season with Markham in the OJHL

CAREER VS. NHL

TEAM	GP	G	A	PTS	PIM
ANA	27	1	1	2	10
ARI	25	1	9	10	2
BOS	11	1	3	4	2
BUF	12	0	4	4	0
CGY	35	2	8	10	6
CAR	12	1	6	7	4
CHI	19	0	4	4	0
COL	20	1	5	6	10
CBJ	18	0	2	2	0
DAL	21	0	4	4	4
DET	15	1	1	2	4
EDM	42	1	4	5	10
FLA	12	0	0	0	2
LAK	27	2	2	4	4
MIN	23	1	2	3	2
MTL	22	0	3	3	4
NSH	23	0	4	4	2
NJD	12	0	2	2	4
NYI	10	1	4	5	4
NYR	9	0	1	1	2
OTT	20	1	5	6	15
PHI	13	1	5	6	0
PIT	11	1	4	5	2
SJS	27	1	4	5	16
STL	18	0	6	6	4
TBL	12	1	0	1	2
TOR	20	2	1	3	4
VAN	10	0	2	2	2
VGK	5	1	1	2	2
WSH	11	0	4	4	0
WPG	28	3	5	8	4
TOTAL	**570**	**24**	**106**	**130**	**127**

CAREER PLAYOFFS VS. NHL

TEAM	GP	G	A	PTS	PIM
BOS	3	0	0	0	0
CGY	6	0	3	3	0
LAK	5	0	0	0	0
MIN	4	1	3	4	2
SJS	2	0	0	0	0
STL	6	0	2	2	2
VGK	7	0	1	1	0
TOTAL	**33**	**1**	**9**	**10**	**4**

19 | MATTHEW TKACHUK

Left Wing | Shoots: Left | 6'2" | 206 lbs. | DOB: Dec. 11, 1997 | Birthplace: Scottsdale, AZ

DRAFTED: Selected by Calgary in the first round (6th overall) in the 2016 NHL Draft

CAREER REGULAR SEASON								CAREER PLAYOFFS				
SEASON	**CLUB**	**LEAGUE**	**GP**	**G**	**A**	**PTS**	**PIM**	**GP**	**G**	**A**	**PTS**	**PIM**
2013-14	USNTDP U-17	USHL	33	5	12	17	18	-	-	-	-	-
2014-15	USNTDP U-18	USHL	24	13	20	33	75	-	-	-	-	-
2015-16	London	OHL	57	30	77	107	80	18	20	20	40	42
2016-17	Calgary	NHL	76	13	35	48	105	4	0	0	0	4
2017-18	Calgary	NHL	68	24	25	49	61	-	-	-	-	-
2018-19	Calgary	NHL	80	34	43	77	62	5	2	1	3	18
2019-20	Calgary	NHL	69	23	38	61	74	6	1	1	2	10
2020-21	Calgary	NHL	56	16	27	43	55	-	-	-	-	-
	TOTAL	**NHL**	**349**	**110**	**168**	**278**	**357**	**15**	**3**	**2**	**5**	**32**
		OHL	**57**	**30**	**77**	**107**	**80**	**18**	**20**	**20**	**40**	**42**
		USHL	**57**	**18**	**32**	**50**	**93**	**-**	**-**	**-**	**-**	**-**

NHL HIGHLIGHTS

CAREER FIRSTS

FIRST NHL GAME: at EDM on Oct. 12, 2016

FIRST NHL GOAL: vs. BUF on Oct. 18, 2016

FIRST NHL ASSIST: at STL on Oct. 25, 2016

INTERNATIONAL

2016: WJC – Team USA (Bronze Medal - 4G, 7A)

ALL-STAR GAMES

2020: St. Louis (Pacific Division)

2020-21 HIGHLIGHTS

- Scored the Flames first goal of the season, lead the team in hits (5) and was a team high +2 on Jan. 14 @ WPG
- Picked up points in back-to-back games on Jan. 14-16, and his first multi-point game (1+1) on Jan.16 vs. VAN
- Had a pair of goals on Feb. 2 @ WPG
- Picked up three assists on Mar. 4 vs. OTT
- Scored his 100th career goal, had an assist and lead the team in hits (6) on Feb.22 @ TOR
- Had two points (1+1) and scored in the same game as his brother Brady (OTT) for the first time on Feb. 27 @ OTT
- Picked up his 20th assist of the season on Apr. 16 @ MTL. It is the fifth straight year he has registered 20+ assists
- Registered his second three point game (1+2) of the season on May 9 vs. OTT
- Had his second consecutive multi-point game (1+1) on May 16 @ VAN

CAREER HIGHLIGHTS

- Playing in his sixth NHL season, all with the Flames
- Was an NHL All-Star for the first time in his career, representing team Pacific at the 2020 All-Star game
- Recorded his 50th career multi-point game with his two-assist performance on Jan. 7, 2020 @ CHI
- Notched his 200th career NHL point with a goal on Dec. 9, 2019 at COL
- Tied a Flames record for the latest overtime goal in franchise history with his highlight-reel snipe at 4:58 on Oct. 31, 2019 at NSH
- Became the second player in franchise history to score a game-tying goal in the final minute of regulation and a game-winning goal in the final 60 seconds of overtime on Oct. 31, 2019 @ NSH
- Became the third youngest player (21y, 121d) in franchise history to score two goals in a playoff game
- Scored his first career playoff goal on Apr. 11, 2019 vs. COL
- Recorded his 100th career assist on Mar. 15, 2019 vs. NYR
- Tallied his first career hat trick and added an assist for his fifth four-point game of the season on Mar. 10, 2019 vs. VGK
- Skated in the 200th game of his NHL career on Feb. 12, 2019 at TBL
- Tallied his 100th career point (assist) on Oct. 6, 2018 vs. VAN, becoming the second youngest player in Calgary Flames history to reach 100
- Skated in the 100th NHL game of his career on Nov. 30, 2017 vs. ARI
- Became the second youngest player in Flames franchise history to reach 100 career NHL games on Nov. 30, 2017 vs. ARI
- Made his NHL postseason debut on Apr. 13, 2017 at ANA
- Became the first Arizona-born player in NHL history to score against the Coyotes on Nov. 16, 2016 vs. ARI
- Notched a pair of goals for his first multi-point game of his career on Nov. 3, 2016 vs. SJS
- Scored his first career NHL goal on Oct. 18, 2016 vs. BUF
- Made his NHL debut on Oct. 12, 2016 at EDM
- Sported a nine-game point streak from Dec. 23, 2016 to Jan. 7, 2017, the longest by a Flames rookie since Joe Nieuwendyk had record 14 straight in 1987-88
- Represented Team USA at the 2015-16 IIHF World Juniors scoring four goals and adding seven assists (11 points)
- Won the Memorial Cup scoring the game winner in overtime as a member of the London Knights (OHL) in 2016
- Won a gold medal at the 2014 U-17 World Hockey Challenge as a member of Team USA
- Won a gold medal at the 2015 IIHF U-18 World Championships as a member of Team USA

CAREER VS. NHL

TEAM	GP	G	A	PTS	PIM
ANA	15	2	7	9	18
ARI	14	6	9	15	18
BOS	8	3	4	7	5
BUF	8	6	3	9	10
CAR	8	1	1	2	8
CHI	11	3	5	8	4
COL	12	2	11	13	10
CBJ	7	4	2	6	11
DAL	11	2	5	7	4
DET	8	2	3	5	17
EDM	24	6	9	15	63
FLA	8	4	6	10	2
LAK	15	4	5	9	33
MIN	12	1	1	2	11
MTL	16	4	9	13	7
NSH	11	5	8	13	8
NJD	7	1	1	2	0
NYI	6	3	0	3	0
NYR	6	4	5	9	0
OTT	17	3	11	14	10
PHI	7	3	6	9	20
PIT	8	0	4	4	0
SJS	14	6	8	14	16
STL	11	4	8	12	8
TBL	7	1	3	4	9
TOR	17	4	3	7	15
VAN	27	12	13	25	23
VGK	9	8	5	13	14
WSH	7	1	4	5	5
WPG	18	5	9	14	8
TOTAL	**349**	**110**	**168**	**278**	**357**

CAREER PLAYOFFS VS. NHL

TEAM	GP	G	A	PTS	PIM
ANA	4	0	0	0	4
COL	5	2	1	3	18
DAL	2	0	0	0	5
WPG	4	1	1	2	5
TOTAL	**15**	**3**	**2**	**5**	**32**

6 | JUUSO
VALIMAKI

Defence | Shoots: Left | 6'2" | 209 lbs. | DOB: Oct. 6, 1998 | Birthplace: Nokia, FIN

DRAFTED: Selected by Calgary in the first round (16th overall) in the 2017 NHL Draft

CAREER REGULAR SEASON								CAREER PLAYOFFS				
SEASON	**CLUB**	**LEAGUE**	**GP**	**G**	**A**	**PTS**	**PIM**	**GP**	**G**	**A**	**PTS**	**PIM**
2015-16	Tri-City	WHL	56	7	25	32	24	-	-	-	-	-
2016-17	Tri-City	WHL	60	19	42	61	34	4	0	1	1	8
2017-18	Tri-City	WHL	43	14	31	45	34	12	4	13	17	4
2018-19	Stockton	AHL	20	4	10	14	18	-	-	-	-	-
	Calgary	NHL	24	1	2	3	12	2	0	1	1	0
2019-20	Calgary	NHL	-	-	-	-	-	-	-	-	-	-
2020-21	Calgary	NHL	49	2	9	11	26	-	-	-	-	-
	TOTAL	**NHL**	**73**	**3**	**11**	**14**	**38**	**-**	**-**	**-**	**-**	**-**
		AHL	**20**	**4**	**10**	**14**	**18**	**-**	**-**	**-**	**-**	**-**
		WHL	**159**	**40**	**98**	**138**	**92**	**16**	**4**	**14**	**18**	**13**

NHL HIGHLIGHTS

CAREER FIRSTS

FIRST NHL GAME: at VAN on Oct. 3, 2018

FIRST NHL GOAL: vs. BOS on Oct. 17, 2018

FIRST NHL ASSIST: vs. COL on Nov. 1, 2018

INTERNATIONAL

2017: WJC – Team Finland (2G, 0A)

2018: WJC – Team Finland "C" (1G, 3A)

2020–21 HIGHLIGHTS

- Played in his first game in over 600 days on Jan. 14, 2021 @ WPG due to injury
- Picked up his first point of the season (assist) on Jan. 26
- Had assists in back-to-back games Feb. 9 & 11 and assists in three of the last five games Feb. 1-11
- Scored his first goal of the season and second career goal on Feb. 27 @ OTT

CAREER HIGHLIGHTS

- Playing in his third NHL season, all with the Flames
- Missed the 2019-20 season due to injury
- Made his Stanley Cup Playoff debut and notched an assist for his first postseason point on Apr. 17, 2019 at COL
- Scored the first goal of his NHL career on Oct. 17, 2018 vs. BOS
- Made his NHL debut on Oct. 3, 2018 at VAN
- Was named to the WHL (West) Second All-Star Team for the 2017-18 season as a member of the Tri-City Americans
- Was named to the WHL (West) Second All-Star Team for the 2016-17 season as a member of the Tri-City Americans
- Won a Gold Medal at the U18 WJC as a member of Team Finland in 2016
- Received the Jr. B SM-sarja (Finnish League) Rookie of the Year (Heino Pulli Award) in 2013-14

CAREER VS. NHL

TEAM	GP	G	A	PTS	PIM
ANA	2	0	0	0	0
BOS	1	1	0	1	0
BUF	1	0	0	0	0
CHI	1	0	0	0	0
COL	2	0	1	1	0
EDM	11	0	1	1	4
LAK	2	0	1	1	2
MTL	11	0	0	0	8
NSH	2	0	0	0	0
NYR	1	0	0	0	0
OTT	8	1	0	1	6
SJS	1	0	0	0	2
STL	1	0	0	0	2
TOR	8	1	1	2	2
VAN	10	0	4	4	6
VGK	2	0	0	0	2
WSH	1	0	0	0	0
WPG	8	0	3	3	4
TOTAL	**73**	**3**	**11**	**14**	**38**

CAREER PLAYOFFS VS. NHL

TEAM	GP	G	A	PTS	PIM
COL	2	0	1	1	0
TOTAL	**2**	**0**	**1**	**1**	**0**

80 | DAN VLADAR

Goaltender | Catches: Left | 6'5" | 185 lbs. | DOB: Aug. 20, 1997 | Birthplace: Prague, CZE

DRAFTED: Selected by Boston in the third round (75th overall) in the 2015 NHL Draft

ACQUIRED: Traded to Calgary by Boston for a 3rd round pick in the 2022 NHL Draft

CAREER REGULAR SEASON													CAREER PLAYOFFS								
SEASON	**CLUB**	**LEAGUE**	**GP**	**W**	**L**	**OTL**	**MIN**	**GA**	**SO**	**GAA**	**SVS**	**SV%**	**GP**	**W**	**L**	**MIN**	**GA**	**SO**	**GAA**	**SVS**	**SV%**
2016-17	Providence	AHL	8	4	0	1	390	17	1	2.62	197	0.921	-	-	-	-	-	-	-	-	-
2016-17	Atlanta	ECHL	18	5	9	1	972	63	0	3.89	496	0.887	-	-	-	-	-	-	-	-	-
2017-18	Providence	AHL	4	2	2	0	242	9	0	2.23	110	0.924	-	-	-	-	-	-	-	-	-
2017-18	Atlanta	ECHL	41	17	18	2	2309	114	0	2.96	1165	0.911	-	-	-	-	-	-	-	-	-
2018-19	Providence	AHL	31	13	17	1	1847	84	2	2.73	741	0.898	1	1	0	60	2	0	2	25	0.926
2019-20	Providence	AHL	25	14	7	1	1407	42	3	1.79	614	0.936	-	-	-	-	-	-	-	-	-
2019-20	Atlanta	ECHL	1	1	0	0	60	2	0	2.00	20	0.909	-	-	-	-	-	-	-	-	-
2019-20	Boston	NHL	-	-	-	-	-	-	-	-	-	-	1	0	0	29	3	0	6.27	12	0.800
2020-21	Pardubice	Czech	6	4	2	0	373	8	1	1.29	173	0.955	-	-	-	-	-	-	-	-	-
2020-21	Providence	AHL	10	3	4	3	602	22	1	2.19	265	0.923	-	-	-	-	-	-	-	-	-
2020-21	Boston	NHL	5	2	2	1	300	17	0	3.40	132	0.886	-	-	-	-	-	-	-	-	-
	TOTAL	**NHL**	**5**	**2**	**2**	**1**	**300**	**17**	**0**	**3.40**	**132**	**0.886**	**1**	**0**	**0**	**29**	**3**	**0**	**6.27**	**12**	**0.800**
		AHL	**78**	**36**	**26**	**10**	**4488**	**174**	**7**	**2.33**	**1927**	**0.917**	**1**	**1**	**0**	**60**	**2**	**0**	**2**	**25**	**0.926**
		ECHL	**60**	**23**	**27**	**4**	**3341**	**179**	**0**	**3.21**	**1681**	**0.904**	**-**	**-**	**-**	**-**	**-**	**-**	**-**	**-**	**-**
		CZECH	**6**	**4**	**2**	**0**	**373**	**8**	**1**	**1.29**	**173**	**0.955**	**-**	**-**	**-**	**-**	**-**	**-**	**-**	**-**	**-**
		USHL	**30**	**12**	**12**	**4**	**1766**	**68**	**3**	**2.31**	**780**	**0.920**	**-**	**-**	**-**	**-**	**-**	**-**	**-**	**-**	**-**

NHL HIGHLIGHTS

CAREER FIRSTS

FIRST NHL GAME: at PIT on Mar. 16, 2021

FIRST NHL WIN: at PIT on Mar. 16, 2021

INTERNATIONAL

2017: WJC – Team Czech

2020–21 HIGHLIGHTS

- Split the 2020-21 season between Boston (2-2-1, 3.40 GAA in 5GP) and Providence/AHL (3-4-3, 2.19 GAA in 10 GP)
- 10th goaltender in Bruins history to win his first NHL start on Mar. 16 @ PIT stopping 34 of 35 shots
- Claimed his second career win on Mar. 27 vs. BUF

CAREER HIGHLIGHTS

- Playing in his second NHL season, first with the Flames
- Finished the 2019-20 AHL season with the best GAA with a 1.79 and best Sv% with a 1.79
- Appeared in two games at the 2017 World Junior Championship as a member of Team Czech Republic
- Picked up his first AHL win on Oct. 28, 2016 vs. Utica
- Made his AHL debut on Oct. 26, 2016 vs. Utica
- Won a silver medal in the 2015 Hlinka Memorial Tournament as a member of Team Czech Republic

CAREER VS. NHL

TEAM	GP	W-L-T-OT	SO	GA	GAA	SV%
BUF	1	1-0-0-0	0	2	2.00	.926
PHI	1	0-0-0-1	0	3	2.86	.906
PIT	2	1-1-0-0	0	4	2.03	.930
WSH	1	0-1-0-0	0	8	8.00	.758
TOTAL	**5**	**2-2-0-1**	**0**	**17**	**3.39**	**.886**

CAREER VS. NHL

TEAM	GP	W-L-T-OT	SO	GA	GAA	SV%
TBL	1	0-0-0-0	0	3	6.27	.800
TOTAL	**1**	**0-0-0-0**	**0**	**3**	**6.27**	**.800**

16 | NIKITA ZADOROV

Defence | Shoots: Left | 6'6" | 235 lbs. | DOB: Apr. 16, 1995 | Birthplace: Moscow, RUS

DRAFTED: Selected by Buffalo in the first round (16th overall) in the 2013 NHL Draft

ACQUIRED: Traded from Chicago to Calgary for a 2022 third round pick

CAREER REGULAR SEASON								CAREER PLAYOFFS				
SEASON	**CLUB**	**LEAGUE**	**GP**	**G**	**A**	**PTS**	**PIM**	**GP**	**G**	**A**	**PTS**	**PIM**
2012-13	London	OHL	63	6	19	25	54	20	2	4	6	36
2013-14	London	OHL	36	11	19	30	43	9	4	5	9	16
2013-14	Buffalo	NHL	7	1	0	1	4	-	-	-	-	-
2014-15	Buffalo	NHL	60	3	12	15	51	-	-	-	-	-
2015-16	Colorado	NHL	22	0	2	2	12	-	-	-	-	-
2015-16	San Antonio	AHL	52	10	19	29	90	-	-	-	-	-
2016-17	Colorado	NHL	56	0	10	10	73	-	-	-	-	-
2017-18	Colorado	NHL	77	7	13	20	103	6	1	2	3	32
2018-19	Colorado	NHL	70	7	7	14	75	12	0	0	0	24
2019-20	Colorado	NHL	64	4	9	13	65	15	3	2	5	18
2020-21	Chicago	NHL	55	1	7	8	36	-	-	-	-	-
	TOTAL	**NHL TOTALS**	**411**	**23**	**60**	**83**	**419**	**33**	**4**	**4**	**8**	**74**
		AHL	**52**	**10**	**19**	**29**	**90**	**-**	**-**	**-**	**-**	**-**
		OHL	**99**	**17**	**38**	**55**	**97**	**29**	**6**	**9**	**15**	**48**

NHL HIGHLIGHTS

CAREER FIRSTS

FIRST NHL GAME: vs. COL on Oct. 19, 2013

FIRST NHL GOAL: vs. BOS on Oct. 23, 2013

FIRST NHL ASSIST: vs. BOS on Oct. 23, 2013

INTERNATIONAL

2014: WJC – Team Russia (Bronze)

2019: WC – Team Russia (Bronze – 0G, 1A)

2021: WC – Russian Olympic Committee (0G, 3A)

CAREER TRANSACTIONS

2015: Traded from Buffalo along with JT Compher, Mikhail Grigorenko and a second round pick in the 2015 NHL Draft to Colorado for Jamie McGinn and Ryan O'Reilly

2020: Traded from Colorado with Anton Lindholm to Chicago for Brandon Saad and Dennis Gilbert

2021: Traded from Chicago to Calgary for a third round pick in the 2022 NHL Draft

2020–21 HIGHLIGHTS

- Skated in his 400th career NHL game on Apr. 17 @ DET
- Scored his first goal as a Blackhawk on Feb. 28 vs. DET
- Had assists in three straight games from Feb. 11-15
- Tallied his first point as a Blackhawk on Jan. 19 @ FLA
- Made his Blackhawks Debut on Jan. 13 @ TBL

CAREER HIGHLIGHTS

- Playing in his eighth NHL season, first with the Flames
- Finished the 2021 IIHF World Championships with a tournament leading +11
- Matched a season high with seven goals in a campaign during the 2018-19 season
- Won a bronze medal as a member of Team Russia at the 2019 IIHF World Championships
- Appeared in his 300th NHL game on Oct. 12, 2019 @ STL
- Led the NHL in hits with 278 during the 2017-18 NHL season
- Set career-highs in goals (7), assists (13), and points (20) during the 2017-18 season
- Appeared in his 200th career NHL game on Feb. 22, 2018 @ EDM
- Picked up his first career postseason assist on Apr. 14, 2018 vs. NSH
- Skated in his 100th career NHL game on Nov. 6 @ STL
- Picked up his first NHL assist on Nov. 13, 2014 @ MIN
- Won bronze at the 2014 World Junior Championships as a member of Team Russia
- Scored his first NHL goal on Oct. 23, 2013 vs. BOS
- Made his NHL debut on Oct. 19, 2013 vs. COL as a member of the Sabres
- Won the OHL Championship as a member of the London Knights in 2013

CAREER VS. NHL

TEAM	GP	G	A	PTS	PIM
ANA	16	1	0	1	15
ARI	12	0	1	1	28
BOS	12	1	2	3	13
BUF	8	1	2	3	8
CGY	11	2	1	3	19
CAR	18	0	1	1	10
CHI	14	0	1	1	8
COL	2	0	0	0	2
CBJ	17	1	2	3	10
DAL	29	1	5	6	33
DET	17	1	6	7	6
EDM	9	1	1	2	2
FLA	22	1	6	7	28
LAK	13	1	0	1	17
MIN	17	1	1	2	14
MTL	10	0	2	2	6
NSH	25	2	4	6	19
NJD	11	0	0	0	9
NYI	11	0	1	1	13
NYR	8	0	0	0	6
OTT	9	1	1	2	6
PHI	10	2	2	4	4
PIT	9	0	0	0	10
SJS	9	1	2	3	6
STL	17	1	1	2	19
TBL	22	0	4	4	33
TOR	11	0	3	3	23
VAN	11	1	6	7	12
VGK	6	0	1	1	4
WSH	9	1	0	1	16
WPG	16	2	4	6	20
TOTAL	**411**	**23**	**60**	**83**	**419**

CAREER PLAYOFFS VS. NHL

TEAM	GP	G	A	PTS	PIM
ARI	5	1	0	1	6
CGY	5	0	0	0	18
DAL	8	2	2	2	10
NSH	6	1	2	3	32
SJS	7	0	0	0	6
STL	1	0	0	0	2
VGK	1	0	0	0	0
TOTAL	**33**	**4**	**4**	**6**	**74**

IN THE SYSTEM



JAKE

BOLTMANN

Defence | Shoots: Right | 6'1 " | 188 lbs. | DOB: Oct. 19, 2001 | Birthplace: Edin, MN

DRAFTED: Selected by Calgary in the third round (80th overall) in the 2020 NHL Draft

			REGULAR SEASON					PLAYOFFS				
SEASON	**CLUB**	**LEAGUE**	**GP**	**G**	**A**	**PTS**	**PIM**	**GP**	**G**	**A**	**PTS**	**PIM**
2017-18	Central Illinois	USHL	4	0	0	0	0	-	-	-	-	-
2018-19	Central Illinois	USHL	8	0	1	1	2	-	-	-	-	-
2019-20	Lincoln	USHL	17	2	7	9	20	-	-	-	-	-
2020-21	Lincoln	USHL	6	0	0	0	4	-	-	-	-	-
	Notre Dame	Big-10	19	0	0	0	10	-	-	-	-	-
	TOTAL	**USHL**	**35**	**2**	**8**	**10**	**26**	**-**	**-**	**-**	**-**	**-**
		Big-10	**19**	**0**	**0**	**0**	**10**	**-**	**-**	**-**	**-**	**-**

51 | JACK

BECK

Right Wing | Shoots: Left | 5'11" | 162 lbs. | DOB: Apr. 12, 2003 | Birthplace: Richmond Hill, ON

DRAFTED: Selected by Calgary in the sixth round (168th overall) in the 2021 NHL Draft

			REGULAR SEASON					PLAYOFFS				
SEASON	**CLUB**	**LEAGUE**	**GP**	**G**	**A**	**PTS**	**PIM**	**GP**	**G**	**A**	**PTS**	**PIM**
2019-20	Ottawa	OHL	56	7	12	19	18	-	-	-	-	-
2020-21	Ottawa	OHL	-	-	-	-	-	-	-	-	-	-
	TOTAL	**OHL**	**56**	**7**	**12**	**19**	**18**	**-**	**-**	**-**	**-**	**-**



79 | LUCAS

CIONA

Left Wing | Shoots: Left | 6'3" | 210 lbs. | DOB: Jan. 8, 2003 | Birthplace: Edmonton, AB

DRAFTED: Selected by Calgary in the sixth round (173th overall) in the 2021 NHL Draft

			REGULAR SEASON					PLAYOFFS				
SEASON	**CLUB**	**LEAGUE**	**GP**	**G**	**A**	**PTS**	**PIM**	**GP**	**G**	**A**	**PTS**	**PIM**
2018-19	Spruce Grove	AJHL	2	0	1	1	2	-	-	-	-	-
	Seattle	WHL	3	0	0	0	0	-	-	-	-	-
2019-20	Seattle	WHL	53	3	10	13	59	-	-	-	-	-
2020-21	Spruce Grove	AJHL	2	3	1	4	0	-	-	-	-	-
	Seattle	WHL	23	2	11	13	32	-	-	-	-	-
	TOTAL	**AJHL**	**4**	**3**	**2**	**5**	**2**	**-**	**-**	**-**	**-**	**-**
		WHL	**79**	**5**	**21**	**26**	**91**	**-**	**-**	**-**	**-**	**-**

40 | DANIIL
CHECHELEV

Goaltender | Shoots: Right | 6'2" | 183 lbs. | DOB: Feb. 23, 2001 | Birthplace: Khabarovsk, RUS

DRAFTED: Selected by Calgary in the fourth round (96th overall) in the 2020 NHL Draft

REGULAR SEASON												PLAYOFFS							
SEASON	**CLUB**	**LEAGUE**	**GP**	**W**	**L**	**OTL**	**MINS**	**GA**	**SO**	**GAA**	**SV%**	**GP**	**W**	**L**	**MINS**	**GA**	**SO**	**GAA**	**SV%**
2017-18	Ruuskie Vityazi	MHL	3	0	0	0	0	0	0	0	1.000	1	0	1	22	3	0	8.28	.786
2018-19	Ruuskie Vityazi	MHL	32	18	11	1	1,709	64	4	2.25	-	1	0	1	22	3	0	8.28	.786
2019-20	Ruuskie Vityazi	MHL	49	24	20	3	2,840	104	5	2.59	.922	-	-	-	-	-	-	-	-
2020-21	HC Ryazan	VHL	21	8	7	0	1116	48	2	2.58	.912	-	-	-	-	-	-	-	-
	Ruuskie Vityazi	MHL	19	11	7	0	1108	46	0	2.49	.924	-	-	-	-	-	-	-	-
	TOTAL	**MHL**	**103**	**53**	**38**	**4**	**5,685**	**214**	**9**	**2.26**	**.921**	**1**	**0**	**1**	**22**	**3**	**0**	**8.28**	**.786**
		VHL	**21**	**8**	**7**	**0**	**1,116**	**48**	**2**	**2.58**	**.912**	**-**	**-**	**-**	**-**	**-**	**-**	**-**	**-**

MATT
CORONATO

Right Wing | Shoots: Right | 5'11" | 183 lbs. | DOB: Nov. 14, 2002 | Birthplace: Greenlawn, NY

DRAFTED: Selected by Calgary in the first round (13th overall) in the 2021 NHL Draft

REGULAR SEASON								PLAYOFFS				
SEASON	**CLUB**	**LEAGUE**	**GP**	**G**	**A**	**PTS**	**PIM**	**GP**	**G**	**A**	**PTS**	**PIM**
2019-20	Chicago Steel	USHL	45	18	22	40	69	-	-	-	-	-
2020-21	Chicago Steel	USHL	51	48	37	85	57	8	9	4	13	4
	TOTAL	**LEAGUE**	**96**	**66**	**59**	**125**	**126**	**8**	**9**	**4**	**13**	**4**

61 | WALKER
DUEHR

Right Wing | Shoots: Right | 6'2" | 212 lbs. | DOB: Nov. 23, 1997 | Birthplace: Sioux Falls, SD

AQUIRED: Signed as a free agent on April 11, 2021

REGULAR SEASON								PLAYOFFS				
SEASON	**CLUB**	**LEAGUE**	**GP**	**G**	**A**	**PTS**	**PIM**	**GP**	**G**	**A**	**PTS**	**PIM**
2014-15	Sioux City	USHL	49	2	5	7	47	5	0	0	0	0
2015-16	Tri-City	USHL	38	10	13	23	16	11	1	3	4	2
2016-17	Chicago	USHL	43	12	15	27	20	-	-	-	-	-
	Bloomington	USHL	15	3	4	7	4	-	-	-	-	-
2017-18	Minnesota State U	WCHA	8	2	1	3	6	-	-	-	-	-
2018-19	Minnesota State U	WCHA	34	10	6	16	24	-	-	-	-	-
2019-20	Minnesota State U	WCHA	32	3	12	15	33	-	-	-	-	-
2020-21	Minnesota State U	WCHA	28	10	7	17	26	-	-	-	-	-
	Stockton Heat	AHL	5	0	0	0	0	-	-	-	-	-
	TOTAL	**AHL**	**5**	**0**	**0**	**0**	**0**	**-**	**-**	**-**	**-**	**-**
		WCHA	**102**	**25**	**26**	**51**	**89**	**-**	**-**	**-**	**-**	**-**
		USHL	**145**	**27**	**37**	**64**	**87**	**16**	**1**	**3**	**4**	**2**



57 | NICK
DESIMONE

Defence | Shoots: Right | 6'2" | 194 lbs. | DOB: Nov. 21, 1994 | Birthplace: East Amherst, NY

ACQUIRED: Signed as a free agent on July 29, 2021

			REGULAR SEASON					PLAYOFFS				
SEASON	**CLUB**	**LEAGUE**	**GP**	**G**	**A**	**PTS**	**PIM**	**GP**	**G**	**A**	**PTS**	**PIM**
2012-13	Connecticut	EJHL	36	4	9	13	24	-	-	-	-	-
2013-14	Buffalo	OJHL	52	13	38	51	30	11	4	2	6	8
2014-15	Union College	ECAC	35	2	9	11	10	-	-	-	-	-
2015-16	Union College	ECAC	36	4	14	18	16	-	-	-	-	-
2016-17	Union College	ECAC	38	9	10	19	16	-	-	-	-	-
	San Jose	AHL	4	1	0	1	0	13	1	5	6	0
2017-18	San Jose	AHL	59	6	14	20	8	4	0	1	1	2
2018-19	San Jose	AHL	65	14	32	46	30	4	1	1	2	2
2019-20	San Jose	AHL	48	5	14	19	21	-	-	-	-	-
2020-21	San Jose	AHL	14	0	5	5	2	-	-	-	-	-
	Rochester	AHL	8	0	6	6	2	-	-	-	-	-
	TOTAL	**AHL**	**198**	**26**	**71**	**97**	**63**	**21**	**2**	**7**	**9**	**4**
		ECAC	**109**	**15**	**33**	**48**	**42**	**-**	**-**	**-**	**-**	**-**
		OJHL	**52**	**12**	**38**	**51**	**31**	**11**	**4**	**2**	**6**	**8**
		EJHL	**36**	**4**	**9**	**13**	**24**	**-**	**-**	**-**	**-**	**-**

60 | LUCAS
FEUK

Left Wing | Shoots: Left | 6'0" | 185 lbs. | DOB: Feb. 19, 2001 | Birthplace: Stockholm, SWE

DRAFTED: Selected by Calgary in the fourth round (116th overall) in the 2019 NHL Draft

			REGULAR SEASON					PLAYOFFS				
SEASON	**CLUB**	**LEAGUE**	**GP**	**G**	**A**	**PTS**	**PIM**	**GP**	**G**	**A**	**PTS**	**PIM**
2018-19	Sodertalje J18	J18 Elit	32	13	15	28	20	6	1	1	2	2
	Sodertalje SK	SuperElit	43	21	22	43	84	5	0	0	0	0
2019-20	Sodertalje SK	SuperElit	12	1	0	1	4	-	-	-	-	-
	AIK	HockeyAllsvenskan	17	0	1	1	6	-	-	-	-	-
	Sodertalje SK J20	J20 SuperElit	6	6	1	7	12	-	0	0	0	0
	AIK J20	J20 SuperElit	17	6	14	20	30	-	-	-	-	-
2020-21	AIK J20	J20 SuperElit	8	2	8	10	2	-	-	-	-	-
	AIK	HockeyAllsvenskan	14	1	0	1	0	-	-	-	-	-
	Kalix HC	HockeyEttan	18	12	6	18	14	4	0	0	0	18
	TOTAL	**J18 Elit**	**48**	**18**	**22**	**40**	**30**	**6**	**1**	**1**	**2**	**2**
		HockeyAllsvenskan	**48**	**2**	**1**	**3**	**10**	**-**	**-**	**-**	**-**	**-**
		J20 SuperElit	**81**	**35**	**45**	**80**	**128**	**-**	**-**	**-**	**-**	**-**
		HockeyEttan	**18**	**12**	**6**	**18**	**14**	**4**	**0**	**0**	**0**	**18**

65 | RYAN
FRANCIS

Centre | Shoots: Right | 5'9" | 176 lbs. | DOB: Dec. 2, 2001 | Birthplace: Beaver Bank, NS

DRAFTED: Selected by Calgary in the fifth round (143th overall) in the 2020 NHL Draft

REGULAR SEASON								PLAYOFFS				
SEASON	**CLUB**	**LEAGUE**	**GP**	**G**	**A**	**PTS**	**PIM**	**GP**	**G**	**A**	**PTS**	**PIM**
2017-18	Cape Breton	QMJHL	58	11	23	34	23	5	0	1	1	0
2018-19	Cape Breton	QMJHL	64	10	22	32	26	9	0	2	2	4
2019-20	Cape Breton	QMJHL	61	24	48	72	40	-	-	-	-	-
2020-21	Cape Breton	QMJHL	15	6	15	21	12	-	-	-	-	-
	Saint John	QMJHL	17	10	19	29	12	6	4	6	10	2
	TOTAL	**QMJHL**	**215**	**61**	**127**	**188**	**113**	**20**	**4**	**9**	**13**	**6**

38 | BYRON
FROESE

Centre | Shoots: Right | 6'1" | 195 lbs. | DOB: Mar. 12, 1991 | Birthplace: Winkler, MB

DRAFTED: Selected by Chicago in the fourth round (119th overall) in the 2009 NHL Draft
ACQUIRED: Signed as an unrestricted free agent on July 1, 2019

REGULAR SEASON								PLAYOFFS				
SEASON	**CLUB**	**LEAGUE**	**GP**	**G**	**A**	**PTS**	**PIM**	**GP**	**G**	**A**	**PTS**	**PIM**
2008-09	Everett	WHL	72	19	38	57	30	5	0	3	3	4
2009-10	Everett	WHL	70	29	32	61	37	7	3	2	5	0
2010-11	Red Deer	WHL	70	43	38	81	37	9	5	2	7	4
2011-12	Rockford	AHL	57	4	6	10	17	-	-	-	-	-
	Toledo	ECHL	3	1	1	2	2	-	-	-	-	-
2012-13	Toledo	ECHL	38	12	21	33	12	6	2	4	6	6
	Rockford	AHL	9	0	2	2	4	-	-	-	-	-
2013-14	Rockford	AHL	28	0	5	5	14	-	-	-	-	-
	Cincinnati	ECHL	25	11	10	21	20	23	8	17	25	20
2014-15	San Antonio	AHL	3	0	0	0	2	-	-	-	-	-
	Cincinnati	ECHL	17	8	16	24	14	-	-	-	-	-
	Toronto	AHL	46	18	24	42	26	5	1	3	4	4
2015-16	Toronto	AHL	4	3	0	3	0	-	-	-	-	-
	Toronto	NHL	56	2	3	5	16	-	-	-	-	-
2016-17	Toronto	AHL	48	24	15	39	18	-	-	-	-	-
	Toronto	NHL	2	0	0	0	5	-	-	-	-	-
	Syracuse	AHL	6	3	4	7	4	22	6	7	13	8
	Tampa Bay	NHL	4	0	0	0	0	-	-	-	-	-
2017-18	Laval	AHL	13	3	8	11	6	-	-	-	-	-
	Montreal	NHL	48	3	8	11	26	-	-	-	-	-
2018-19	Laval	AHL	46	14	16	30	23	-	-	-	-	-
	Lehigh Valley	AHL	24	7	7	14	28	-	-	-	-	-
2019-20	Stockton	AHL	46	19	2	42	44	-	-	-	-	-
2020-21	Stockton	AHL	15	4	1	5	8	-	-	-	-	-
	Calgary	NHL	6	1	0	1	2	-	-	-	-	-
	TOTAL	**NHL**	**116**	**6**	**11**	**17**	**49**	**-**	**-**	**-**	**-**	**-**
		AHL	**345**	**99**	**111**	**210**	**194**	**27**	**7**	**10**	**17**	**12**
		ECHL	**83**	**32**	**48**	**80**	**48**	**29**	**10**	**21**	**31**	**26**
		WHL	**212**	**91**	**108**	**199**	**104**	**21**	**8**	**7**	**15**	**8**

90 | ALEX

GALLANT

Centre | Shoots: Left | 6'0" | 183 lbs. | DOB: Dec. 8, 1992 | Birthplace: Summerside, PEI

ACQUIRED: Signed as a free agent on July 10, 2019

			REGULAR SEASON					PLAYOFFS				
SEASON	**CLUB**	**LEAGUE**	**GP**	**G**	**A**	**PTS**	**PIM**	**GP**	**G**	**A**	**PTS**	**PIM**
2009-10	Summerside	MJAHL	5	1	0	1	5	-	-	-	-	-
2010-11	Summerside	MJAHL	45	4	10	14	154	-	-	-	-	-
2011-12	Prince Edward Island	QMJHL	32	0	0	0	133	-	-	-	-	-
2012-13	Summerside	MHL	29	3	6	9	106	-	-	-	-	-
2013-14	Columbus	SPHL	43	1	3	4	251	6	0	2	2	37
2014-15	Orlando	ECHL	1	0	0	0	7	-	-	-	-	-
	Utah	ECHL	22	1	1	2	99	6	0	0	0	10
2015-16	Utah	ECHL	11	0	1	1	37	-	-	-	-	-
	San Jose	AHL	27	1	0	1	122	1	0	0	0	5
2016-17	San Jose	AHL	29	0	2	2	126	1	0	0	0	0
2017-18	Syracuse	AHL	38	1	2	3	194	1	0	0	0	15
2018-19	Chicago	AHL	47	1	1	2	102	6	0	0	0	24
2019-20	Stockton	AHL	43	5	3	8	102	-	-	-	-	-
2020-21	Stockton	AHL	18	1	1	2	69	-	-	-	-	-
	TOTAL	**AHL**	202	9	9	28	715	9	0	0	0	44
		ECHL	34	1	2	3	143	6	0	0	0	10

43 | KEVIN

GRAVEL

Defence | Shoots: Left | 6'4" | 205 lbs. | DOB: Mar. 6, 1992 | Birthplace: Kingsford, MI

ACQUIRED: Signed as a free agent on July 29, 2021

			REGULAR SEASON					PLAYOFFS				
SEASON	**CLUB**	**LEAGUE**	**GP**	**G**	**A**	**PTS**	**PIM**	**GP**	**G**	**A**	**PTS**	**PIM**
2008-09	Marquette	NAHL	58	3	11	14	29	-	-	-	-	-
2009-10	Sioux City	USHL	53	3	3	6	36	-	-	-	-	-
2010-11	St. Cloud State	NCAA	36	1	5	6	4	-	-	-	-	-
2011-12	St. Cloud State	NCAA	37	1	7	8	12	-	-	-	-	-
2012-13	St. Cloud State	NCAA	42	1	11	12	25	-	-	-	-	-
2013-14	St. Cloud State	NCAA	38	10	13	23	2	-	-	-	-	-
	Manchester	AHL	5	0	0	0	2	-	-	-	-	-
2014-15	Manchester	AHL	58	6	9	15	23	19	0	5	5	0
2015-16	Ontario	AHL	55	7	13	20	30	12	1	6	7	4
	Los Angeles	NHL	5	0	0	0	0	-	-	-	-	-
2016-17	Ontario	AHL	6	0	2	2	0	-	-	-	-	-
	Los Angeles	NHL	49	1	6	7	6	-	-	-	-	-
2017-18	Ontario	AHL	25	3	8	11	17	-	-	-	-	-
	Los Angeles	NHL	16	0	3	3	2	1	0	0	0	0
2018-19	Bakersfield	AHL	5	0	1	1	0	-	-	-	-	-
	Edmonton	NHL	36	0	3	3	4	-	-	-	-	-
2019-20	Toronto	AHL	23	1	2	3	8	-	-	-	-	-
	Toronto	NHL	3	0	0	0	0	-	-	-	-	-
2020-21	Bakersfield	AHL	37	1	7	8	17	6	0	2	2	0
	TOTAL	**NHL**	**109**	**1**	**12**	**13**	**12**	**1**	**0**	**0**	**0**	**0**
		AHL	**214**	**18**	**42**	**60**	**97**	**37**	**1**	**13**	**14**	**4**
		NCAA	**153**	**13**	**36**	**49**	**43**	**-**	**-**	**-**	**-**	**-**
		USHL	**53**	**3**	**3**	**6**	**36**	**-**	**-**	**-**	**-**	**-**
		NAHL	**58**	**3**	**11**	**14**	**29**	**-**	**-**	**-**	**-**	**-**

EMIL

HEINEMAN

Left Wing | Shoots: Left | 6'1" | 185 lbs. | DOB: Nov. 16, 2001 | Birthplace: Laksand, SWE

DRAFTED: Selected by Florida in the second round (43rd overall) in the 2020 NHL Draft

ACQUIRED: Traded from Florida with a second round pick to Calgary for Sam Bennett on Apr. 12, 2021

			REGULAR SEASON					PLAYOFFS				
SEASON	**CLUB**	**LEAGUE**	**GP**	**G**	**A**	**PTS**	**PIM**	**GP**	**G**	**A**	**PTS**	**PIM**
2018-19	Leksands IF Jr.	SWE-JR	27	1	4	5	6	-	-	-	-	-
2019-20	Leksands IF Jr.	SWE-JR	29	26	15	41	12	-	-	-	-	-
	Leksands IF	SHL	11	0	2	2	4	-	-	-	-	-
2020-21	Leksands IF Jr.	SWE-JR	1	0	0	0	0	-	-	-	-	-
	Leksands IF	SHL	43	7	6	13	14	4	0	1	1	0
	TOTAL	**SHL**	**54**	**7**	**8**	**15**	**18**	**4**	**0**	**1**	**1**	**0**
		SWE-JR	**57**	**27**	**19**	**48**	**18**	**-**	**-**	**-**	**-**	**-**



56 | COLE

HUCKINS

Centre | Shoots: Left | 6'3 " | 200 lbs. | DOB: May 14, 2003 | Birthplace: Fredericton, BC

DRAFTED: Selected by Calgary in the third round (77th overall) in the 2021 NHL Draft

			REGULAR SEASON					PLAYOFFS				
SEASON	**CLUB**	**LEAGUE**	**GP**	**G**	**A**	**PTS**	**PIM**	**GP**	**G**	**A**	**PTS**	**PIM**
2019-20	Acadie-Bathurst	QMJHL	64	13	25	38	60					
2020-21	Acadie-Bathurst	QMJHL	33	14	18	3 2	49	9	0	5	5	7
	TOTAL	**QMJHL**	**97**	**27**	**43**	**70**	**109**	**9**	**0**	**5**	**5**	**7**

89 | COLE

JORDAN

Defence | Shoots: Left | 6'2" | 200 lbs. | DOB: Sep. 21, 2002 | Birthplace: Brandon, MB

DRAFTED: Selected by Calgary in the fifth round (141st overall) in the 2021 NHL Draft

			REGULAR SEASON					PLAYOFFS				
SEASON	**CLUB**	**LEAGUE**	**GP**	**G**	**A**	**PTS**	**PIM**	**GP**	**G**	**A**	**PTS**	**PIM**
2019-20	Moose Jaw	WHL	38	1	6	7	12	-	-	-	-	-
2020-21	Moose Jaw	WHL	23	3	7	10	14	-	-	-	-	-
	TOTAL	**WHI**	**61**	**4**	**13**	**17**	**26**	**-**	**-**	**-**	**-**	**-**

86 | RORY
KERINS

Centre | Shoots: Left | 5'10" | 174 lbs. | DOB: Apr. 23, 2002 | Birthplace: Caledon, ON

DRAFTED: Selected by Calgary in the sixth round (174th overall) in the 2020 NHL Draft

REGULAR SEASON								PLAYOFFS				
SEASON	**CLUB**	**LEAGUE**	**GP**	**G**	**A**	**PTS**	**PIM**	**GP**	**G**	**A**	**PTS**	**PIM**
2018-19	Sault Ste. Marie	OHL	57	9	14	23	2	10	0	0	0	2
2019-20	Sault Ste. Marie	OHL	64	30	29	59	30	-	-	-	-	-
2020-21	Stockton	AHL	4	0	0	0	0	-	-	-	-	-
	TOTAL	**OHL**	**121**	**39**	**43**	**82**	**32**	**10**	**0**	**0**	**0**	**2**
		AHL	**4**	**0**	**0**	**0**	**0**	**-**	**-**	**-**	**-**	**-**

95 | JOHANNES
KINNVALL

Defence | Shoots: Right | 6'0" | 185 lbs. | DOB: Jul. 28, 1997 | Birthplace: Gavle, SWE

ACQUIRED: Signed as a free agent on April 29, 2020

REGULAR SEASON								PLAYOFFS				
SEASON	**CLUB**	**LEAGUE**	**GP**	**G**	**A**	**PTS**	**PIM**	**GP**	**G**	**A**	**PTS**	**PIM**
2016-17	Brynas IF Gavle	SHL	18	0	0	0	4	3	0	0	0	0
2018-19	Timra IK	SHL	52	12	10	22	14	7	2	4	6	2
2019-20	HV71 Jonkoping	SHL	51	11	29	40	8	8	-	-	-	-
2020-21	HV71 Jonkoping	SHL	32	7	15	22	4	3	0	0	0	0
	TOTAL	**SHL**	153	30	54	84	30	13	2	4	6	2



52 | JUSTIN
KIRKLAND

Left Wing | Shoots: Left | 6'4" | 195 lbs. | DOB: Aug. 2, 1996 | Birthplace: Winnipeg, MB

DRAFTED: Selected by Nashville in the third round (62nd overall) in the 2014 NHL Draft

ACQUIRED: Signed as a free agent on July 2, 2019

			REGULAR SEASON					PLAYOFFS				
SEASON	**CLUB**	**LEAGUE**	**GP**	**G**	**A**	**PTS**	**PIM**	**GP**	**G**	**A**	**PTS**	**PIM**
2011-12	Kelowna	WHL	6	0	1	1	0	-	-	-	-	-
2012-13	Notre Dame	SJHL	1	0	0	0	0	-	-	-	-	-
	Kelowna	WHL	6	2	0	2	6	6	0	1	1	0
2013-14	Kelowna	WHL	68	17	31	48	40	14	5	5	10	20
2014-15	Kelowna	WHL	50	21	30	51	25	9	3	2	5	0
2015-16	Kelowna	WHL	69	31	36	67	69	18	11	4	15	15
2016-17	Milwaukee	AHL	56	9	12	21	34	3	0	2	2	4
	Cincinnati	ECHL	4	1	1	2	2	-	-	-	-	-
2017-18	Milwaukee	AHL	67	7	11	18	19	-	-	-	-	-
2018-19	Milwaukee	AHL	75	9	21	30	58	5	1	3	4	8
2019-20	Stockton	AHL	53	6	22	28	44	-	-	-	-	-
2020-21	Stockton	AHL	16	2	5	7	16	-	-	-	-	-
	TOTAL	**AHL**	**267**	**33**	**71**	**104**	**171**	**8**	**1**	**5**	**6**	**12**
		ECHL	**4**	**1**	**1**	**2**	**2**	**-**	**-**	**-**	**-**	**-**
		WHL	**199**	**71**	**98**	**169**	**140**	**47**	**19**	**12**	**31**	**35**
		SJHL	**1**	**0**	**0**	**0**	**0**	**-**	**-**	**-**	**-**	**-**



83 | DEMETRIOS
KOUMONTZIS

Left Wing | Shoots: Left | 5'10" | 185 lbs. | DOB: Mar. 24, 2000 | Birthplace: Edina, MN

DRAFTED: Selected by Calgary in the fourth round (108th overall) in the 2018 NHL Draft

			REGULAR SEASON					PLAYOFFS				
SEASON	**CLUB**	**LEAGUE**	**GP**	**G**	**A**	**PTS**	**PIM**	**GP**	**G**	**A**	**PTS**	**PIM**
2017-18	Edina High	USHS	24	20	21	41	23	3	2	2	4	6
2018-19	Arizona St.	NCAA	34	4	16	20	36	-	-	-	-	-
2019-20	Arizona St.	NCAA	25	3	5	8	21	-	-	-	-	-
2020-21	Arizona St.	NCAA	22	4	6	10	14	-	-	-	-	-
	TOTAL	**NCAA**	**82**	**11**	**27**	**38**	**71**	**-**	**-**	**-**	**-**	**-**
		USHS	**24**	**20**	**21**	**41**	**23**	**3**	**2**	**2**	**4**	**6**

37 | YAN

KUZNETSOV

Defence | Shoots: Left | 6'4" | 209 lbs. | DOB: Mar. 21, 2002 | Birthplace: Murmansk, RUS

DRAFTED: Selected by Calgary in the second round (50th overall) in the 2020 NHL Draft

REGULAR SEASON								PLAYOFFS				
SEASON	**CLUB**	**LEAGUE**	**GP**	**G**	**A**	**PTS**	**PIM**	**GP**	**G**	**A**	**PTS**	**PIM**
2018-19	Sioux Falls	USHL	34	0	4	4	12	-	-	-	-	-
2019-20	U. of Connecticut	NCAA	34	2	9	11	16	-	-	-	-	-
2020-21	U. of Connecticut	NCAA	16	1	5	6	4	-	-	-	-	-
	Stockton	AHL	6	0	0	0	4	-	-	-	-	-
	TOTAL	**AHL**	**6**	**0**	**0**	**0**	**4**	**-**	**-**	**-**	**-**	**-**
		NCAA	**50**	**3**	**14**	**17**	**20**	**-**	**-**	**-**	**-**	**-**
		USHL	**34**	**0**	**4**	**4**	**12**	**-**	**-**	**-**	**-**	**-**

3 | CONNOR

MACKEY

Defence | Shoots: Left | 6'2" | 190 lbs. | DOB: Sep. 12, 1996 | Birthplace: Tower Lake, IL

ACQUIRED: Signed as an unrestricted free agent March 20, 2020

REGULAR SEASON								PLAYOFFS				
SEASON	**CLUB**	**LEAGUE**	**GP**	**G**	**A**	**PTS**	**PIM**	**GP**	**G**	**A**	**PTS**	**PIM**
2015-16	Green Bay	USHL	29	1	1	2	62	2	0	0	0	2
2016-17	Green Bay	USHL	60	6	41	47	93	-	-	-	-	-
2017-18	Minnesota State U	NCAA	40	4	8	12	40	-	-	-	-	-
2018-19	Minnesota State U	NCAA	42	7	18	25	55	-	-	-	-	-
2019-20	Minnesota State U	NCAA	36	7	17	24	29	-	-	-	-	-
2020-21	Stockton	AHL	27	3	13	16	33	-	-	-	-	-
	Calgary	NHL	6	1	2	3	20	-	-	-	-	-
	TOTAL	**NHL**	**6**	**1**	**2**	**3**	**20**	**-**	**-**	**-**	**-**	**-**
		AHL	**27**	**3**	**13**	**16**	**33**	**-**	**-**	**-**	**-**	**-**
		NCAA	118	18	43	16	124	**-**	**-**	**-**	**-**	**-**
		USHL	89	7	42	49	155	**2**	**0**	**0**	**0**	**2**

91 | MITCHELL
MATTSON

Centre | Shoots: Left | 6'5" | 190 lbs. | DOB: Jan. 2, 1998 | Birthplace: Grand Rapids, MN

DRAFTED: Selected by Calgary in the fifth round (126th overall) in the 2016 NHL Draft

			REGULAR SEASON					PLAYOFFS				
SEASON	**CLUB**	**LEAGUE**	**GP**	**G**	**A**	**PTS**	**PIM**	**GP**	**G**	**A**	**PTS**	**PIM**
2013-14	Grand Rapids	HIGH-MN	25	11	26	37	18	2	0	2	2	0
2014-15	Grand Rapids	HIGH-MN	25	22	26	48	6	2	1	2	3	6
	Bloomington	USHL	13	2	5	7	2	-	-	-	-	-
2015-16	Grand Rapids	HIGH-MN	25	17	29	46	22	3	3	9	12	0
	Bloomington	USHL	21	2	0	2	8	10	1	0	1	0
2016-17	Bloomington	USHL	55	12	16	28	44	-	-	-	-	-
2017-18	Sioux Falls	USHL	53	9	12	21	18	3	0	0	0	0
2018-19	Michigan St.	Big-10	14	0	0	0	2	-	-	-	-	-
2019-20	Michigan St.	Big-10	22	0	1	1	4	-	-	-	-	-
2020-21	Michigan St.	Big-10	21	2	2	4	2	-	-	-	-	-
	TOTAL	**Big-10**	**57**	**2**	**3**	**5**	**8**	**-**	**-**	**-**	**-**	**-**
		USHL	**142**	**25**	**33**	**58**	**72**	**13**	**1**	**0**	**1**	**0**
		HIGH-MN	**75**	**50**	**81**	**131**	**46**	**7**	**4**	**13**	**17**	**6**

73 | GREG
MORO

Defence | Shoots: Right | 6'4" | 207 lbs. | DOB: Oct. 1, 1995 | Birthplace: Edmonton, AB

ACQUIRED: Signed as a free agent on April 14, 2020

			REGULAR SEASON					PLAYOFFS				
SEASON	**CLUB**	**LEAGUE**	**GP**	**G**	**A**	**PTS**	**PIM**	**GP**	**G**	**A**	**PTS**	**PIM**
2020-21	Kansas City	ECHL	17	2	6	8	14	-	-	-	-	-
	Stockton	AHL	6	1	1	2	6	-	-	-	-	-
	TOTAL	**AHL**	**6**	**1**	**1**	**2**	**6**	**-**	**-**	**-**	**-**	**-**
		ECHL	**17**	**2**	**6**	**8**	**14**	**-**	**-**	**-**	**-**	**-**

77 | ILYA
NIKOLAEV

Centre | Shoots: Left | 6'0" | 190 lbs. | DOB: Jun. 26, 2001 | Birthplace: Yaroslavl, RUS

DRAFTED: Selected by Calgary in the third round (88th overall) in the 2019 NHL Draft

			REGULAR SEASON					PLAYOFFS				
SEASON	**CLUB**	**LEAGUE**	**GP**	**G**	**A**	**PTS**	**PIM**	**GP**	**G**	**A**	**PTS**	**PIM**
2017-18	Loko Yaroslavl	MHL	3	0	1	1	0	-	-	-	-	-
2018-19	Loko Yaroslavl	MHL	41	10	15	25	26	6	5	3	8	8
2019-20	Loko Yaroslavl	MHL	53	17	15	32	22	3	0	1	1	2
2020-21	Buran Voronezh	VHL	37	7	6	13	32	-	-	-	-	-
	Loko Yaroslavl	MHL	21	8	10	18	18	-	-	-	-	-
	TOTAL	**VHL**	**37**	**7**	**6**	**13**	**32**	**-**	**-**	**-**	**-**	**-**
		MHL	**118**	**35**	**41**	**76**	**66**	**9**	**5**	**4**	**9**	**10**



84 | JOSH
NODLER

Centre | Shoots: Right | 6'0" | 195 lbs. | DOB: Apr. 27, 2001 | Birthplace: Oak Park, MI

DRAFTED: Selected by Calgary in the fifth round (150th overall) in the 2019 NHL Draft

			REGULAR SEASON					PLAYOFFS				
SEASON	**CLUB**	**LEAGUE**	**GP**	**G**	**A**	**PTS**	**PIM**	**GP**	**G**	**A**	**PTS**	**PIM**
2017-18	U.S. National Under-17 Team	USHL	2	0	0	0	0	-	-	-	-	-
	Fargo	USHL	2	0	0	0	0	-	-	-	-	-
2018-19	Fargo	USHL	54	17	25	42	6	2	0	0	0	0
2019-20	Michigan State	NCAA	36	3	5	8	2	-	-	-	-	-
2020-21	Michigan State	NCAA	27	3	8	11	0	-	-	-	-	-
	TOTAL	**USHL**	**58**	**17**	**25**	**42**	**6**	**2**	**0**	**0**	**0**	**0**
		NCAA	**63**	**6**	**13**	**19**	**2**	**-**	**-**	**-**	**-**	**-**

82 | TYLER
PARSONS

Goaltender | Catches: Left | 6'1" | 190 lbs. | DOB: Sept. 18, 1997 | Birthplace: Chesterfield, MI

DRAFTED: Selected by Calgary in the second round (54th overall) in the 2016 NHL Draft

			REGULAR SEASON									PLAYOFFS							
SEASON	**CLUB**	**LEAGUE**	**GP**	**W**	**L**	**OTL**	**MINS**	**GA**	**SO**	**GAA**	**SV%**	**GP**	**W**	**L**	**MINS**	**GA**	**SO**	**GAA**	**SV%**
2014-15	London	OHL	33	15	10	2	1647	97	0	3.53	.905	8	4	3	437	24	1	3.30	.917
2015-16	London	OHL	49	37	9	3	2835	110	4	2.33	.921	18	16	2	1086	39	1	2.15	.925
2016-17	London	OHL	34	23	6	3	2000	79	4	2.37	.925	14	7	7	870	39	1	2.69	.922
	USA U-20	WJC	5	2	0	0	330	12	0	2.18	.917	-	-	-	-	-	-	-	-
2017-18	Kansas City	ECHL	28	12	12	0	1576	83	1	3.16	.902	-	-	-	-	-	-	-	-
	Stockton	AHL	7	1	3	0	301	22	0	4.39	.856	-	-	-	-	-	-	-	-
2018-19	Stockton	AHL	20	9	10	1	1087	67	0	3.70	.898	-	-	-	-	-	-	-	-
2019-20	Kansas City	ECHL	25	11	9	2	1328	67	1	3.03	.911	-	-	-	-	-	-	-	-
2020-21	Stockton	AHL	1	0	1	0	60	5	0	5.00	.800	-	-	-	-	-	-	-	-
	TOTAL	**AHL**	**28**	**10**	**13**	**1**	**1448**	**94**	**0**	**3.90**	**.888**	**-**	**-**	**-**	**-**	**-**	**-**	**-**	**-**
		ECHL	**53**	**23**	**21**	**4**	**2904**	**150**	**2**	**3.10**	**.907**	**-**	**-**	**-**	**-**	**-**	**-**	**-**	**-**
		OHL	**116**	**75**	**25**	**8**	**6482**	**286**	**8**	**2.77**	**.918**	**40**	**27**	**12**	**2393**	**102**	**3**	**2.56**	**.922**

49 | JAKOB
PELLETIER

Left Wing | Shoots: Left | 5'10" | 170 lbs. | DOB: Mar. 7, 2001 | Birthplace: Quebec, QC

DRAFTED: Selected by Calgary in the first round (26th overall) in the 2019 NHL Draft

			REGULAR SEASON					PLAYOFFS				
SEASON	**CLUB**	**LEAGUE**	**GP**	**G**	**A**	**PTS**	**PIM**	**GP**	**G**	**A**	**PTS**	**PIM**
2017-18	Moncton	QMJHL	60	23	38	61	20	10	2	3	5	6
2018-19	Moncton	QMJHL	65	39	50	89	24	7	2	1	3	2
2019-20	Moncton	QMJHL	57	32	50	82	16	-	-	-	-	-
2020-21	Val-d'Or Foreurs	QMJHL	28	13	30	43	20	15	5	18	23	6
	TOTAL	**QMJHL**	**210**	**107**	**168**	**275**	**80**	**32**	**9**	**22**	**31**	**14**

94 | REID
PEREPELUK

Right Wing | Shoots: Right | 6'3" | 215 lbs. | DOB: May 1, 2000 | Birthplace: Yorton, SK

ACQUIRED: Signed as a free agent on September 9, 2021

			REGULAR SEASON					PLAYOFFS				
SEASON	**CLUB**	**LEAGUE**	**GP**	**G**	**A**	**PTS**	**PIM**	**GP**	**G**	**A**	**PTS**	**PIM**
2017-18	Prince George	WHL	10	2	1	3	15	-	-	-	-	-
	Prince George	BCHL	3	0	0	0	2	-	-	-	-	-
2018-19	Prince George	WHL	55	2	5	7	58	-	-	-	-	-
2019-20	Prince George	WHL	31	4	5	9	51	-	-	-	-	-
	Brandon	WHL	23	2	5	7	13	-	-	-	-	-
2020-21	Brandon	WHL	21	4	1	5	42	-	-	-	-	-
	TOTAL	**WHL**	**140**	**14**	**17**	**31**	**179**	**-**	**-**	**-**	**-**	**-**
		BCHL	**3**	**0**	**0**	**0**	**2**	**-**	**-**	**-**	**-**	**-**

64 | MATHIAS EMILIO
PETTERSEN

Left Wing | Shoots: Left | 5'10" | 180 lbs. | DOB: Apr. 3, 2000 | Birthplace: Manglerud, NOR

DRAFTED: Selected by Calgary in the sixth round (167th overall) in the 2018 NHL Draft

			REGULAR SEASON					PLAYOFFS				
SEASON	**CLUB**	**LEAGUE**	**GP**	**G**	**A**	**PTS**	**PIM**	**GP**	**G**	**A**	**PTS**	**PIM**
2016-17	Omaha	USHL	57	10	17	27	28	-	-	-	-	-
2017-18	Muskegon	USHL	60	14	32	46	32	3	0	0	0	0
2018-19	U. of Denver	NCAA	40	6	24	30	16	-	-	-	-	-
	Norway U20	WJC	4	3	3	6	2	-	-	-	-	-
2019-20	U. of Denver	NCAA	36	13	22	35	2	-	-	-	-	-
2020-21	Stockton	AHL	29	6	8	14	6	-	-	-	-	-
	TOTAL	**AHL**	**29**	**6**	**8**	**14**	**6**	**-**	**-**	**-**	**-**	**-**
		NCAA	**76**	**19**	**46**	**65**	**32**	**-**	**-**	**-**	**-**	**-**
		USHL	**117**	**24**	**49**	**73**	**60**	**3**	**0**	**0**	**0**	**0**

41 | MATTHEW
PHILLIPS

Right Wing | Shoots: Right | 5'7" | 144 lbs. | DOB: Apr. 6, 1998 | Birthplace: Calgary, AB

DRAFTED: Selected by Calgary in the sixth round (166th overall) in the 2016 NHL Draft

			REGULAR SEASON					PLAYOFFS				
SEASON	**CLUB**	**LEAGUE**	**GP**	**G**	**A**	**PTS**	**PIM**	**GP**	**G**	**A**	**PTS**	**PIM**
2014-15	Victoria	WHL	2	1	2	3	0	-	-	-	-	-
2015-16	Victoria	WHL	72	37	39	76	16	13	5	3	8	2
2016-17	Victoria	WHL	70	50	40	90	50	6	1	2	3	2
	Stockton	AHL	1	0	1	1	0	2	0	0	0	2
2017-18	Victoria	WHL	71	48	64	112	32	11	6	13	19	6
2018-19	Stockton	AHL	65	13	25	38	2	-	-	-	-	-
2019-20	Stockton	AHL	38	15	18	33	6	-	-	-	-	-
2020-21	Stockton	AHL	30	8	13	21	6	-	-	-	-	-
	Calgary	NHL	1	0	0	0	0	-	-	-	-	-
	TOTAL	**NHL**	**1**	**0**	**0**	**0**	**0**	**-**	**-**	**-**	**-**	**-**
		AHL	**134**	**36**	**57**	**93**	**14**	**2**	**0**	**0**	**0**	**0**
		WHL	**215**	**136**	**145**	**281**	**98**	**30**	**12**	**18**	**30**	**10**

48 | LUKE
PHILP

Centre | Shoots: Right | 5'10" | 179 lbs. | DOB: Nov. 6, 1995 | Birthplace: Canmore, AB

ACQUIRED: Signed as a free agent on March 19, 2019

			REGULAR SEASON					PLAYOFFS				
SEASON	**CLUB**	**LEAGUE**	**GP**	**G**	**A**	**PTS**	**PIM**	**GP**	**G**	**A**	**PTS**	**PIM**
2011-12	Canmore	AJHL	48	16	30	46	28	-	-	-	-	-
	Kootenay	WHL	17	1	1	2	2	3	0	0	0	0
2012-13	Kootenay	WHL	66	20	25	45	24	5	2	1	3	0
2013-14	Kootenay	WHL	71	31	46	77	31	13	5	8	13	17
2014-15	Kootenay	WHL	71	30	52	82	28	7	5	7	12	6
2015-16	Kootenay	WHL	22	13	16	29	30	-	-	-	-	-
	Red Deer	WHL	17	8	8	16	6	17	4	9	13	9
2016-17	U. of Alberta	USports	26	10	8	18	33	6	4	0	4	4
2017-18	U. of Alberta	USports	28	11	29	40	14	4	0	2	2	2
2018-19	U. of Alberta	USports	24	21	24	45	30	5	1	2	3	2
2019-20	Stockton	AHL	52	19	12	31	20	-	-	-	-	-
2020-21	Stockton	AHL	30	8	9	17	8	-	-	-	-	-
	TOTAL	**AHL**	**82**	**27**	**21**	**48**	**28**	**-**	**-**	**-**	**-**	**-**
		USports	**78**	**42**	**61**	**103**	**77**	**15**	**5**	**4**	**9**	**8**
		WHL	**264**	**103**	**148**	**251**	**121**	**45**	**16**	**25**	**41**	**32**
		AJHL	**48**	**16**	**30**	**46**	**28**	**-**	**-**	**-**	**-**	**-**

72 | JEREMIE
POIRIER

Centre | Shoots: Left | 6'1" | 196 lbs. | DOB: Jun. 2, 2002 | Birthplace: Salaberry-de-Valleyfield, QC

DRAFTED: Selected by Calgary in the third round (72nd overall) in the 2020 NHL Draft

REGULAR SEASON								PLAYOFFS				
SEASON	**CLUB**	**LEAGUE**	**GP**	**G**	**A**	**PTS**	**PIM**	**GP**	**G**	**A**	**PTS**	**PIM**
2018-19	Saint John	QMJHL	61	6	15	21	45	-	-	-	-	-
2019-20	Saint John	QMJHL	64	20	33	53	50	-	-	-	-	-
2020-21	Saint John	QMJHL	33	9	28	37	30	6	4	5	9	10
	TOTAL	**QMJHL**	**158**	**35**	**76**	**111**	**125**	**6**	**4**	**5**	**9**	**10**

46 | COLTON
POOLMAN

Defence | Shoots: Left | 6'1" | 187 lbs. | DOB: Dec. 18, 1995 | Birthplace: East Grand Forks, MN

ACQUIRED: Signed as a free agent on March 20, 2020

REGULAR SEASON								PLAYOFFS				
SEASON	**CLUB**	**LEAGUE**	**GP**	**G**	**A**	**PTS**	**PIM**	**GP**	**G**	**A**	**PTS**	**PIM**
2013-14	Fargo	USHL	11	0	0	0	0	-	-	-	-	-
2014-15	Fargo	USHL	46	0	10	10	2	-	-	-	-	-
2015-16	Penticton	BCHL	57	3	37	40	18	6	0	0	0	6
2016-17	U. of North Dakota	NCAA	40	2	10	12	12	-	-	-	-	-
2017-18	U. of North Dakota	NCAA	40	7	22	29	10	-	-	-	-	-
2018-19	U. of North Dakota	NCAA	35	5	12	17	4	-	-	-	-	-
2019-20	U. of North Dakota	NCAA	31	4	13	17	4	-	-	-	-	-
2020-21	Stockton	AHL	21	1	5	6	5	-	-	-	-	-
	TOTAL	**AHL**	**21**	**1**	**5**	**6**	**5**	**-**	**-**	**-**	**-**	**-**
		NCAA	**146**	**18**	**57**	**75**	**30**	**-**	**-**	**-**	**-**	**-**
		BCHL	**57**	**3**	**37**	**40**	**18**	**6**	**0**	**0**	**0**	**6**
		USHL	**57**	**0**	**10**	**10**	**2**	**-**	**-**	**-**	**-**	**-**



76 | MARTIN
POSPISIL

Centre | Shoots: Left | 6'2" | 180 lbs. | DOB: Nov. 19, 1999 | Birthplace: Zvolen, SVK

DRAFTED: Selected by Calgary in the fourth round (105th overall) in the 2018 NHL Draft

REGULAR SEASON								PLAYOFFS				
SEASON	**CLUB**	**LEAGUE**	**GP**	**G**	**A**	**PTS**	**PIM**	**GP**	**G**	**A**	**PTS**	**PIM**
2017-18	Sioux City	USHL	49	8	29	37	253	-	-	-	-	-
2018-19	Sioux City	USHL	44	16	47	63	118	2	0	1	1	0
	Slovakia U20	WJC	5	0	2	2	8	-	-	-	-	-
2019-20	Stockton	AHL	26	3	7	10	56	-	-	-	-	-
2020-21	HC Kosice	Slovakia	22	9	8	17	102	-	-	-	-	-
	Stockton	AHL	14	5	6	11	35	-	-	-	-	-
	TOTAL	**AHL**	**26**	**3**	**7**	**10**	**56**	**-**	**-**	**-**	**-**	**-**
		SLOVAKIA	**22**	**9**	**8**	**17**	**102**	**-**	**-**	**-**	**-**	**-**
		USHL	**93**	**24**	**76**	**100**	**371**	**2**	**0**	**1**	**1**	**0**



63 | ADAM

RUZICKA

Centre | Shoots: Left | 6'4" | 221 lbs. | DOB: May 11, 1999 | Birthplace: Bratislava, SVK

DRAFTED: Selected by Calgary in the fourth round (109th overall) in the 2017 NHL Draft

			REGULAR SEASON					PLAYOFFS				
SEASON	**CLUB**	**LEAGUE**	**GP**	**G**	**A**	**PTS**	**PIM**	**GP**	**G**	**A**	**PTS**	**PIM**
2016-17	Sarnia	OHL	61	25	21	46	30	4	0	2	2	0
	Slovakia U20	WJC	5	1	0	1	2	-	-	-	-	-
2017-18	Sarnia	OHL	63	36	36	72	40	12	0	3	3	6
	Slovakia U20	WJC	5	0	2	2	2	-	-	-	-	-
2018-19	Sarnia	OHL	35	11	26	37	22	-	-	-	-	-
	Sudbury	OHL	30	24	17	41	14	8	3	7	10	4
	Slovakia U20	WJC	5	2	1	3	4	-	-	-	-	-
2019-20	Stockton	AHL	54	10	17	27	12	-	-	-	-	-
2020-21	Stockton	AHL	28	11	10	21	10	-	-	-	-	-
	Calgary	NHL	3	0	1	1	4	-	-	-	-	-
	TOTAL	**NHL**	**3**	**0**	**1**	**1**	**4**	**-**	**-**	**-**	**-**	**-**
		AHL	**82**	**21**	**27**	**48**	**22**	**-**	**-**	**-**	**-**	**-**
		OHL	**189**	**96**	**100**	**196**	**106**	**24**	**3**	**12**	**15**	**10**

ARSENI

SERGEYEV

Goaltender | Catches: Left | 6'3" | 210 lbs. | DOB: Dec. 16, 2021 | Birthplace: Yaroslav, RUS

DRAFTED: Selected by Calgary in the seventh round (205th overall) in the 2021 NHL Draft

			REGULAR SEASON									PLAYOFFS							
SEASON	**CLUB**	**LEAGUE**	**GP**	**W**	**L**	**OTL**	**MINS**	**GA**	**SO**	**GAA**	**SV%**	**GP**	**W**	**L**	**MINS**	**GA**	**SO**	**GAA**	**SV%**
2019-20	New Jersey	NAHL	15	10	4	0	844	50	0	3.56	0.892	-	-	-	-	-	-	-	-
	Sioux Falls	USHL	2	0	2	0	83	10	0	7.27	0.811	-	-	-	-	-	-	-	-
	New Jersey	NCDC	4	1	2	1	243	14	0	3.46	0.926	-	-	-	-	-	-	-	-
2020-21	Shreveport	NAHL	20	14	4	2	1191	43	2	2.17	0.936	1	0	1	0	2	0	2.05	0.929
	TOTAL	**USHL**	**2**	**0**	**2**	**0**	**83**	**10**	**0**	**7.27**	**0.811**	**-**	**-**	**-**	**-**	**-**	**-**	**-**	**-**
		NCDC	**4**	**1**	**2**	**1**	**243**	**14**	**0**	**3.46**	**0.926**	**-**	**-**	**-**	**-**	**-**	**-**	**-**	**-**
		NAHL	**35**	**24**	**8**	**2**	**2035**	**93**	**2**	**2.74**	**9.18**	**1**	**0**	**1**	**0**	**2**	**0**	**2.05**	**0.929**

54 | MARK
SIMPSON

Centre | Shoots: Left | 6'6" | 189 lbs. | DOB: Apr. 24, 1995 | Birthplace: Rothesay, NB

ACQUIRED: Signed as a free agent on September 9, 2021

REGULAR SEASON								PLAYOFFS				
SEASON	**CLUB**	**LEAGUE**	**GP**	**G**	**A**	**PTS**	**PIM**	**GP**	**G**	**A**	**PTS**	**PIM**
2020-21	Stockton	AHL	24	4	2	6	6	-	-	-	-	-
	TOTAL	**LEAGUE**	**24**	**4**	**2**	**6**	**6**	**-**	**-**	**-**	**-**	**-**

98 | ILYA
SOLOVYOV

Defence | Shoots: Left | 6'3" | 210 lbs. | DOB: Jul. 20, 2020 | Birthplace: Mogilev, BEL

DRAFTED: Selected by Calgary in the seventh round (205th overall) in the 2020 NHL Draft

REGULAR SEASON								PLAYOFFS				
SEASON	**CLUB**	**LEAGUE**	**GP**	**G**	**A**	**PTS**	**PIM**	**GP**	**G**	**A**	**PTS**	**PIM**
2019-20	Saginaw	OHL	53	7	33	40	35	-	-	-	-	-
2020-21	Dinamo-Molodechno	BELARUS	1	1	0	1	0	1	0	0	0	0
	Dinamo Minsk	KHL	41	2	7	9	36	5	0	1	1	0
	TOTAL	**KHL**	**41**	**2**	**7**	**9**	**36**	**5**	**0**	**1**	**1**	**0**
		BELARUS	**55**	**4**	**5**	**9**	**30**	**5**	**0**	**0**	**0**	**2**
		OHL	**53**	**7**	**33**	**40**	**35**	**-**	**-**	**-**	**-**	**-**

WILLIAM
STROMGREN

Left Wing | Shoots: Left | 6'3" | 175 lbs. | DOB: Jun. 7, 2003 | Birthplace: Ornskoldsvik, SWE

DRAFTED: Selected by Calgary in the second round (45th overall) in the 2021 NHL Draft

REGULAR SEASON								PLAYOFFS				
SEASON	**CLUB**	**LEAGUE**	**GP**	**G**	**A**	**PTS**	**PIM**	**GP**	**G**	**A**	**PTS**	**PIM**
2019-20	MoDo Jr.	SWE-JR	10	3	4	7	2	-	-	-	-	-
2020-21	Modo Hockey Ornskoldsvik	SWE-1	27	3	6	9	2	-	-	-	-	-
	MoDo Jr.	SWE-JR	14	10	8	18	8	-	-	-	-	-
	TOTAL	**SWE-JR**	**24**	**13**	**12**	**25**	**10**	**-**	**-**	**-**	**-**	**-**
		SWE-1	**27**	**3**	**6**	**9**	**2**	**-**	**-**	**-**	**-**	**-**

75 | EETU
TUULOLA

Right Wing | Shoots: Right | 6'2" | 222 lbs. | DOB: Mar. 17, 1998 | Birthplace: Hameenlinna, FIN

DRAFTED: Selected by Calgary in the sixth round (156th overall) in the 2016 NHL Draft

REGULAR SEASON								PLAYOFFS				
SEASON	**CLUB**	**LEAGUE**	**GP**	**G**	**A**	**PTS**	**PIM**	**GP**	**G**	**A**	**PTS**	**PIM**
2014-15	HPK Jr	SM-liiga Jr	33	21	7	28	30	11	2	7	9	14
2015-16	HPK Jr	SM-liiga Jr	29	9	5	14	22	6	0	1	1	27
	HPK	SM-liiga	10	0	1	1	0	-	-	-	-	-
2016-17	Everett	WHL	62	18	13	31	34	10	6	1	7	4
2017-18	HPK Hameenlinna	SM-liiga	51	16	10	26	34	-	-	-	-	-
2018-19	HPK	SM-liiga	60	13	23	36	44	18	3	3	6	8
2019-20	Stockton	AHL	50	10	13	23	23	-	-	-	-	-
2020-21	Vasterviks IK	SWE-1	11	2	2	4	2	-	-	-	-	-
	SaiPa	SM-liiga	4	0	0	0	0	-	-	-	-	-
	Stockton	AHL	29	3	4	7	12	-	-	-	-	-
	TOTAL	**AHL**	**79**	**13**	**17**	**30**	**35**	**-**	**-**	**-**	**-**	**-**
		SWE-1	**11**	**2**	**2**	**4**	**2**	**-**	**-**	**-**	**-**	**-**
		SM-liiga	**125**	**29**	**34**	**63**	**80**	**18**	**3**	**3**	**6**	**8**
		WHL	**62**	**18**	**13**	**31**	**34**	**10**	**6**	**1**	**7**	**4**
		SM-liiga Jr	**62**	**30**	**12**	**42**	**52**	**17**	**2**	**8**	**10**	**41**

45 | ANDY
WELINSKI

Defence | Shoots: Right | 6'1" | 201 lbs. | DOB: Apr. 27, 1993 | Birthplace: Duluth, MN

ACQUIRED: Signed as a free agent on July 29, 2021

REGULAR SEASON								PLAYOFFS				
SEASON	CLUB	LEAGUE	GP	G	A	PTS	PIM	GP	G	A	PTS	PIM
2010-11	Green Bay	USHL	51	6	8	14	14	11	2	0	2	4
2011-12	Green Bay	USHL	54	15	22	37	37	12	2	2	4	14
2012-13	U. of Minnesota-Duluth	NCAA	38	4	14	18	24	-	-	-	-	-
2013-14	U. of Minnesota-Duluth	NCAA	36	5	14	19	51	-	-	-	-	-
2014-15	U. of Minnesota-Duluth	NCAA	40	9	12	21	24	-	-	-	-	-
2015-16	U. of Minnesota-Duluth	NCAA	40	6	13	19	45	-	-	-	-	-
	San Diego	AHL	5	0	1	1	2	8	0	2	2	4
2016-17	San Diego	AHL	63	6	23	29	16	10	0	3	3	0
2017-18	San Diego	AHL	51	10	24	34	22	-	-	-	-	-
	Anaheim	NHL	7	0	2	2	0	3	0	0	0	0
2018-19	San Diego	AHL	27	8	11	19	16	16	3	7	10	12
	Anaheim	NHL	26	1	3	4	8	-	-	-	-	-
2019-20	Lehigh Valley	AHL	42	8	13	21	10	-	-	-	-	-
2020-21	Anaheim	NHL	13	0	0	0	0	-	-	-	-	-
	San Diego	AHL	3	0	0	0	9	-	-	-	-	-
	TOTAL	**NHL**	**46**	**1**	**5**	**6**	**8**	**3**	**0**	**0**	**0**	**0**
		AHL	**191**	**32**	**72**	**104**	**75**	**34**	**3**	**12**	**15**	**16**
		USHL	**105**	**21**	**30**	**51**	**51**	**23**	**4**	**2**	**6**	**18**
		NCAA	**154**	**24**	**53**	**77**	**144**	**-**	**-**	**-**	**-**	**-**



35 | ADAM
WERNER

Goaltender | Catches: Left | 6'5" | 205 lbs. | DOB: May 2, 1997 | Birthplace: Mariestad, SWE

ACQUIRED: Signed as free agent on July 29, 2021

REGULAR SEASON												PLAYOFFS							
SEASON	**CLUB**	**LEAGUE**	**GP**	**W**	**L**	**OTL**	**MINS**	**GA**	**SO**	**GAA**	**SV%**	**GP**	**W**	**L**	**MINS**	**GA**	**SO**	**GAA**	**SV%**
2013-14	Farjestads Jr.	Swe-Jr	9	6	3	0	527	26	0	2.96	0.894	-	-	-	-	-		-	
2014-15	Farjestads Jr.	Swe-Jr	28	15	13	0	1692	85	0	3.01	0.906	-	-	-	-	-	-	-	-
	Farjestads BK Karlstad	SHL	1	-	-	-	3	0	0	0.00	-	-	-	-	-	-	-	-	-
2015-16	Farjestads Jr.	Swe-Jr	30	20	10	0	1783	74	0	2.49	0.916	-	-	-	-	-	-	-	-
	Farjestads BK Karlstad	SHL	1	-	-	-	-	-	-	-	-	-	-	-	-	-	-	-	-
	Bjorkloven IF	Swe-1	9	-	-	-	-	-	-	-	-	-	-	-	-	-	-	-	-
2016-17	Bjorkloven IF	Swe-1	25	12	13	0	1471	73	2	2.98	0.892	-	-	-	-	-	-	-	-
	Farjestads BK Karlstad	SHL	-	-	-	-	-	-	-	-	-	-	-	-	-	-	-	-	-
2017-18	Bjorkloven IF	Swe-1	47	26	21	0	2794	109	3	2.34	0.914	-	-	-	-	-	-	-	-
	San Antonio	AHL	4	2	1	0	215	12	0	3.35	0.880	-	-	-	-	-	-	-	-
2018-19	Farjestads BK Karlstad	SHL	26	15	9	0	1485	50	3	2.02	0.926	-	-	-	-	-	-	-	-
2019-20	Colorado	AHL	31	18	10	1	1769	86	2	2.92	0.909	-	-	-	-	-	-	-	-
	Colorado	NHL	2	1	1	0	88	5	0	3.42	0.914	-	-	-	-	-	-	-	-
2020-21	Vita Hasten HC	Swe-1	5	2	3	0	295	19	0	3.87	0.862	-	-	-	-	-	-	-	-
	Colorado Eagles	AHL	11	6	4	1	659	28	1	2.55	0.908	-	-	-	-	-	-	-	-
	TOTAL	**SWE-JR**	**67**	**41**	**26**	**0**	**4003**	**185**	**6**	**2.77**	**0.909**	**-**	**-**	**-**	**-**	**-**	**-**	**-**	**-**
		SHL	**27**	**15**	**9**	**0**	**1488**	**50**	**3**	**2.02**	**0.926**	**-**	**-**	**-**	**-**	**-**	**-**	**-**	**-**
		SWE-1	**77**	**40**	**37**	**0**	**4560**	**201**	**5**	**2.64**	**0.904**	**-**	**-**	**-**	**-**	**-**	**-**	**-**	**-**
		AHL	**46**	**26**	**15**	**3**	**2644**	**126**	**3**	**2.86**	**0.907**	**-**	**-**	**-**	**-**	**-**	**-**	**-**	**-**
		NHL	**2**	**1**	**1**	**0**	**88**	**5**	**0**	**3.41**	**0.914**	**-**	**-**	**-**	**-**	**-**	**-**	**-**	**-**



KOLETRANE
WILSON

Defence | Shoots: Right | 6'3" | 220 lbs. | DOB: Sep. 1, 1999 | Birthplace: Edmonton, AB

ACQUIRED: Signed as a free agent on April 14, 2020

			REGULAR SEASON					PLAYOFFS				
SEASON	**CLUB**	**LEAGUE**	**GP**	**G**	**A**	**PTS**	**PIM**	**GP**	**G**	**A**	**PTS**	**PIM**
2016-17	Lethbridge	WHL	1	0	0	0	2	3	0	0	0	0
2017-18	Lethbridge	WHL	59	3	8	11	21	16	0	2	2	6
2018-19	Lethbridge	WHL	68	0	19	19	120	7	0	1	1	6
2019-20	Lethbridge	WHL	62	8	25	33	90	-	-	-	-	-
2020-21	Kansas City	ECHL	18	0	4	4	6	-	-	-	-	-
	Stockton	AHL	5	0	0	0	0	-	-	-	-	-
	TOTAL	**AHL**	**5**	**0**	**0**	**0**	**0**	**-**	**-**	**-**	**-**	**-**
		ECHL	**18**	**0**	**4**	**4**	**6**	**-**	**-**	**-**	**-**	**-**
		WHL	**190**	**11**	**52**	**63**	**233**	**26**	**0**	**3**	**3**	**12**



40 | DUSTIN
WOLF

Goaltender | Catches: Left | 6'0" | 165 lbs. | DOB: Apr. 16, 2001 | Birthplace: Tustin, CA

DRAFTED: Selected by Calgary in the seventh round (214th overall) in the 2019 NHL Draft

			REGULAR SEASON										PLAYOFFS							
SEASON	**CLUB**	**LEAGUE**	**GP**	**W**	**L**	**OTL**	**MINS**	**GA**	**SO**	**GAA**	**SVS**	**SV%**	**GP**	**W**	**L**	**MINS**	**GA**	**SO**	**GAA**	**SV%**
2017-18	Everett	WHL	20	13	6	0	1147	43	4	2.25	554	.928	1	0	0	9	0	0	0.00	1.00
2018-19	Everett	WHL	61	41	15	2	3615	102	7	1.69	1493	.936	10	5	4	595	20	1	2.02	.914
2019-20	Everett	WHL	46	34	10	2	2713	85	9	1.88	1231	.935	-	-	-	-	-	-	-	-
2020-21	Everett	WHL	22	18	3	0	1298	39	4	1.80	609	.904	-	-	-	-	-	-	-	-
	Stockton	AHL	3	2	1	0	149	8	0	3.24	68	.895	-	-	-	-	-	-	-	-
	TOTAL	**WHL**	**149**	**106**	**34**	**6**	**8773**	**269**	**24**	**1.84**	**3887**	**.935**	**11**	**5**	**4**	**604**	**20**	**1**	**1.99**	**.915**
		AHL	**3**	**2**	**1**	**0**	**149**	**8**	**0**	**3.24**	**68**	**0.895**	**-**	**-**	**-**	**-**	**-**	**-**	**-**	**-**

85 | CAMERON
WHYNOT

Defence | Shoots: Left | 6'1" | 180 lbs. | DOB: May 5, 2003 | Birthplace: Kentville, NS

DRAFTED: Selected by Calgary in the third round (89th overall) in the 2021 NHL Draft

			REGULAR SEASON					PLAYOFFS				
SEASON	**CLUB**	**LEAGUE**	**GP**	**G**	**A**	**PTS**	**PIM**	**GP**	**G**	**A**	**PTS**	**PIM**
2019-20	Halifax	QMJHL	57	2	7	9	73	-	-	-	-	-
2020-21	Halifax	QMJHL	34	6	17	23	28	-	-	-	-	-
	TOTAL	**QMJHL**	**91**	**8**	**24**	**32**	**101**	**-**	**-**	**-**	**-**	**-**

47 | CONNOR
ZARY

Centre | Shoots: Left | 6'0" | 180 lbs. | DOB: Sep. 25, 2001 | Birthplace: Saskatoon, SK

DRAFTED: Selected by Calgary in the first round (24th overall) in the 2020 NHL Draft

REGULAR SEASON								PLAYOFFS				
SEASON	**CLUB**	**LEAGUE**	**GP**	**G**	**A**	**PTS**	**PIM**	**GP**	**G**	**A**	**PTS**	**PIM**
2017-18	Kamloops	WHL	68	11	18	29	26	-	-	-	-	-
2018-19	Kamloops	WHL	63	24	43	67	55	4	3	1	4	6
2019-20	Kamloops	WHL	57	38	48	86	51	-	-	-	-	-
2020-21	Kamloops	WHL	15	6	18	24	35	-	-	-	-	-
	Stockton	AHL	9	3	4	7	4	-	-	-	-	-
	TOTAL	**AHL**	**9**	**3**	**4**	**7**	**4**	**-**	**-**	**-**	**-**	**-**
		WHL	**203**	**79**	**127**	**206**	**167**	**4**	**3**	**1**	**4**	**6**

78 | DMITRY
ZAVGORODNIY

Right Wing | Shoots: Right | 5'9" | 175 lbs. | DOB: Aug. 11, 2000 | Birthplace: Omsk, RUS

DRAFTED: Selected by Calgary in the seventh round (198th overall) in the 2018 NHL Draft

REGULAR SEASON								PLAYOFFS				
SEASON	**CLUB**	**LEAGUE**	**GP**	**G**	**A**	**PTS**	**PIM**	**GP**	**G**	**A**	**PTS**	**PIM**
2017-18	Rimouski	QMJHL	62	26	21	47	8	7	1	2	3	0
2018-19	Rimouski	QMJHL	67	28	36	64	14	12	4	4	8	2
2019-20	Rimouski	QMJHL	40	29	38	67	6	-	-	-	-	-
2020-21	SKA St. Petersburg	KHL	6	0	3	3	0	-	-	-	-	-
	Stockton	AHL	29	1	3	4	2	-	-	-	-	-
	TOTAL	**AHL**	**29**	**1**	**3**	**4**	**2**	**-**	**-**	**-**	**-**	**-**
		KHL	**6**	**0**	**3**	**3**	**0**	**-**	**-**	**-**	**-**	**-**
		QMJHL	**169**	**83**	**95**	**178**	**28**	**19**	**5**	**6**	**11**	**2**

2021 CALGARY FLAMES

TRAINING CAMP ROSTER

NUMERICAL LINEUP

#	PLAYER NAME	POS.
3	Mackey, Connor	D
4	Andersson, Rasmus	D
6	Valimaki, Juuso	D
8	Tanev, Christopher	D
11	Backlund, Mikael	C
13	Gaudreau, Johnny	LW
15	Richardson, Brad	C
16	Zadorov, Nikita	D
17	Lucic, Milan	LW
18	Pitlick, Tyler	RW
19	Tkachuk, Matthew	LW
20	Coleman, Blake	RW
22	Lewis, Trevor	RW
23	Monahan, Sean	C
24	Ritchie, Brett	RW
25	Markstrom, Jacob	G
26	Stone, Michael	D
28	Lindholm, Elias	C
29	Dube, Dillon	LW
32	Wolf, Dustin	G
35	Werner, Adam	G
37	Kuznetsov, Yan	D
38	Froese, Byron	C
41	Phillips, Matthew	RW
42	Gawdin, Glenn	C
43	Gravel, Kevin	D
44	Gudbranson, Erik	D
45	Welinski, Andy	D
46	Poolman, Colton	D
47	Zary, Connor	C
48	Philp, Luke	RW
49	Pelletier, Jakob	LW
50	Ungar, Connor	G
51	Beck, Jack	LW
52	Kirkland, Justin	LW
55	Hanifin, Noah	D
56	Huckins, Cole	C
57	DeSimone, Nick	D
58	Kylington, Oliver	D
59	Wilson, Koletrane	D
61	Duehr, Walker	RW
63	Ruzicka, Adam	C
64	Pettersen, Emilio	LW
65	Francis, Ryan	C
68	Kerins, Rory	C
70	Serhyenko, Carter	G
72	Poirier, Jeremie	D
73	Moro, Greg	D
74	King, Ben	C
75	Tuulola, Eetu	RW
76	Pospisil, Martin	LW
77	Nikolaev, Ilya	C
78	Zavgorodniy, Dmitry	RW
79	Ciona, Lucas	LW
80	Vladar, Daniel	G
81	Greenfield, Matt	G
85	Whynot, Cameron	D
88	Mangiapane, Andrew	RW
89	Jordan, Cole	D
90	Gallant, Alex	LW
94	Perepeluk, Reid	RW
95	Kinnvall, Johannes	D
98	Solovyov, Ilya	D

ALPHABETICAL LINEUP

#	PLAYER NAME	POS.
4	Andersson, Rasmus	D
11	Backlund, Mikael	C
51	Beck, Jack	LW
79	Ciona, Lucas	LW
20	Coleman, Blake	RW
57	DeSimone, Nick	D
29	Dube, Dillon	LW
61	Duehr, Walker	RW
65	Francis, Ryan	C
38	Froese, Byron	C
90	Gallant, Alex	LW
13	Gaudreau, Johnny	LW
42	Gawdin, Glenn	C
43	Gravel, Kevin	D
81	Greenfield, Matt	G
44	Gudbranson, Erik	D
55	Hanifin, Noah	D
56	Huckins, Cole	C
89	Jordan, Cole	D
68	Kerins, Rory	C
74	King, Ben	C
95	Kinnvall, Johannes	D
52	Kirkland, Justin	LW
37	Kuznetsov, Yan	D
58	Kylington, Oliver	D
22	Lewis, Trevor	RW
28	Lindholm, Elias	C
17	Lucic, Milan	LW
3	Mackey, Connor	D
88	Mangiapane, Andrew	RW
25	Markstrom, Jacob	G
23	Monahan, Sean	C
73	Moro, Greg	D
77	Nikolaev, Ilya	C
49	Pelletier, Jakob	LW
94	Perepeluk, Reid	RW
64	Pettersen, Emilio	LW
41	Phillips, Matthew	RW
48	Philp, Luke	RW
18	Pitlick, Tyler	RW
72	Poirier, Jeremie	D
46	Poolman, Colton	D
76	Pospisil, Martin	LW
15	Richardson, Brad	C
24	Ritchie, Brett	RW
63	Ruzicka, Adam	C
70	Serhyenko, Carter	G
98	Solovyov, Ilya	D
26	Stone, Michael	D
8	Tanev, Christopher	D
19	Tkachuk, Matthew	LW
75	Tuulola, Eetu	RW
50	Ungar, Connor	G
6	Valimaki, Juuso	D
80	Vladar, Daniel	G
45	Welinski, Andy	D
35	Werner, Adam	G
85	Whynot, Cameron	D
59	Wilson, Koletrane	D
32	Wolf, Dustin	G
16	Zadorov, Nikita	D
47	Zary, Connor	C
78	Zavgorodniy, Dmitry	RW

2021 NHL DRAFT

In the first round of the 2021 NHL Draft the Flames selected forward Matt Coronato with the 13th pick.

2021 FLAMES DRAFT SELECTIONS AND AMATEUR STATISTICS

Rd	Pick	Player	Pos.	Ht.	Wt.	S/C	2020-21 Club	League	GP	G/GAA	A/SV%	PTS/GA	PIM/SVS
1	13	Matt Coronato	RW	5'10"	183	R	Chicago	USHL	51	48	37	85	57
2	45	William Stromgren	LW	6'3"	176	L	MODO	HockeyAllsvenskan	27	3	6	9	2
3	77	Cole Huckins	C	6'4"	198	L	Acadie-Bathurst	QMJHL	33	14	18	32	49
3	89	Cameron Whynot	D	6'2"	176	L	Halifax	QMJHL	34	6	17	23	28
5	141	Cole Jordan	D	6'2"	205	L	Moose Jaw	WHL	23	3	7	10	14
6	168	Jack Beck	RW	5'11"	161	L	Ottawa	OHL	0	0	0	0	0
6	173	Lucas Ciona	LW	6'2"	205	L	Seattle	WHL	23	2	11	13	32
7	205	Arseni Sergeyev	G	6'3"	12	L	Shreveport	NAHL	20	2.17	.956	43	633

2021 NHL DRAFT

Third round, 77th pick
Cole Huckins

Third round, 89th pick
Cameron Whynot

Fifth round, 141st pick
Cole Jordan

Sixth round, 168th pick
Jack Beck

Sixth round, 173rd pick
Lucas Ciona

2020

RD	NO	PLAYER	POS
1	24	Connor Zary	C
2	50	Yan Kuznetsov	D
3	72	Jeremie Poirier	D
3	80	Jake Boltmann	D
4	96	Daniil Chechelev	G
5	143	Ryan Francis	C
6	174	Rory Kerins	LW
7	205	Ilya Solovyov	D

2019

RD	NO	PLAYER	POS
1	26	Jakob Pelletier	LW
3	88	Ilya Nikolaev	C
4	116	Lucas Feuk	C
5	150	Josh Nodler	C
7	214	Dustin Wolf	G

2018

RD	NO	PLAYER	POS
4	105	Martin Pospisil	C
4	108	Demetrios Koumontzis	LW
4	122	Milos Roman	C
6	167	Emilio Pettersen	C
7	198	Dmitry Zavgorodniy	RW

2017

RD	NO	PLAYER	POS
1	16	Juuso Valimaki	D
4	109	Adam Ruzicka	C
5	140	Zach Fischer	RW
6	171	D'Artagnan Joly	RW
7	202	Filip Sveningsson	LW

AMATEUR AND ENTRY DRAFT 2016–2005

2016

RD	NO	PLAYER	POS
1	6	Matthew Tkachuk	LW
2	54	Tyler Parsons	G
2	56	Dillon Dube	C
3	66	Adam Fox	D
4	96	Linus Lindstrom	C
5	126	Mitchell Mattson	C
6	156	Eetu Tuulola	RW
6	166	Matthew Phillips	C
7	186	Stepan Falkovsky	D

2015

RD	NO	PLAYER	POS
2	45	Rasmus Andersson	D
2	60	Oliver Kylington	D
5	136	Pavel Karnaukhov	LW
6	166	Andrew Mangiapane	LW
7	196	Riley Bruce	D

2014

RD	NO	PLAYER	POS
1	4	Sam Bennett	C
2	34	Mason McDonald	G
2	54	Hunter Smith	RW
3	64	Brandon Hickey	D
6	175	Adam Ollas Mattsson	D
7	184	Austin Carroll	LW

2013

RD	NO	PLAYER	POS
1	6	Sean Monahan	C
1	22	Emile Poirier	LW
1	28	Morgan Klimchuk	LW
3	67	Keegan Kanzig	D
5	135	Eric Roy	D
6	157	Tim Harrison	RW
7	187	Rushan Rafikov	D
7	198	John Gilmour	D

2012

RD	NO	PLAYER	POS
1	21	Mark Jankowski	C
2	42	Patrick Sieloff	D
3	75	Jon Gillies	G
4	105	Brett Kulak	D
5	124	Ryan Culkin	D
6	165	Coda Gordon	LW
7	186	Matthew DeBlouw	C

2011

RD	NO	PLAYER	POS
1	13	Sven Baertschi	LW
2	45	Markus Granlund	C
2	57	Tyler Wotherspoon	D
4	104	Johnny Gaudreau	C
6	164	Laurent Brossoit	G

2010

RD	NO	PLAYER	POS
3	64	Maxwell Reinhart	C
3	73	Joey Leach	D
4	103	John Ramage	D
4	108	Bill Arnold	C
5	133	Micheal Ferland	LW
7	193	Patrick Holland	RW

2009

RD	NO	PLAYER	POS
1	23	Tim Erixon	D
3	74	Ryan Howse	RW
4	111	Henrik Bjorklund	RW
5	141	Spencer Bennett	C/LW
6	171	Joni Ortio	G
7	201	Gaelan Patterson	C

2008

RD	NO	PLAYER	POS
1	25	Greg Nemisz	RW
2	48	Mitch Wahl	C
3	78	Lance Bouma	LW
4	108	Nicholas Larson	LW
4	114	T.J. Brodie	D
6	168	Ryley Grantham	LW
7	198	Alexander Deilert	D

2007

RD	NO	PLAYER	POS
1	24	Mikael Backlund	C
3	70	John Negrin	D
4	116	Keith Aulie	D
5	143	Mickey Renaud	C
7	186	C.J. Severyn	LW

2006

RD	NO	PLAYER	POS
1	26	Leland Irving	G
3	87	John Armstrong	C/RW
3	89	Aaron Marvin	C/W
4	118	Hugo Carpentier	C
5	149	Juuso Puustinen	RW
6	179	Jordan Fulton	C
7	187	Devin Didiomete	LW
7	209	Per Jonsson	D

2005

RD	NO	PLAYER	POS
1	26	Matt Pelech	D
3	69	Gord Baldwin	D
3	74	Dan Ryder	C
4	111	J.D. Watt	RW
5	128	Kevin Lalande	G
5	158	Matt Keetley	G
6	179	Brett Sutter	C
7	221	Myles Rumsey	D

AMATEUR AND ENTRY DRAFT 2004–1996

2004

RD	NO	PLAYER	POS
1	24	Kris Chucko	LW
3	70	Brandon Prust	C/LW
3	98	Dustin Boyd	C
4	118	Aki Seitsonen	C
4	121	Kristopher Hogg	LW
6	173	Adam Pardy	D
6	182	Fred Wikner	W
7	200	Matthew Schneider	C
7	213	James Spratt	G
9	279	Adam Cracknell	RW

2003

RD	NO	PLAYER	POS
1	9	Dion Phaneuf	D
2	39	Tim Ramholt	D
3	97	Ryan Donally	LW
4	112	Jamie Tardif	RW
5	143	Greg Moore	RW
6	173	Tyler Johnson	C
7	206	Thomas Bellemare	D
8	240	Cam Cunning	LW
9	270	Kevin Harvey	LW

2002

RD	NO	PLAYER	POS
1	10	Eric Nystrom	LW
2	39	Brian McConnell	C
3	90	Matthew Lombardi	C
4	112	Yuri Artemenkov	W
5	141	Jiri Cetkovsky	C
5	142	Emanuel Peter	C
5	146	Victor Bobrov	F
5	159	Kristofer Persson	RW
6	176	Curtis McElhinney	G
7	206	David VanDerGulik	RW
7	207	Pierre Johnsson	D
8	238	Jyri Marttinen	D

2001

RD	NO	PLAYER	POS
1	14	Chuck Kobasew	RW
2	41	Andrei Taratukhin	C
2	56	Andrei Medvedev	G
4	108	Tomi Maki	RW
4	124	Egor Shastin	F
5	145	James Hakewill	D
5	164	Yuri Trubachev	C
7	207	Garrett Bembridge	RW
7	220	David Moss	LW
8	233	Joe Campbell	D
8	251	Ville Hamalainen	F

2000

RD	NO	PLAYER	POS
1	9	Brent Krahn	G
2	40	Kurtis Foster	D
2	46	Jarret Stoll	C
4	116	Levente Szuper	G
5	141	Wade Davis	D
5	155	Travis Moen	LW
6	176	Jukka Hentunen	W
8	239	David Hajek	D
9	270	Micki Dupont	D

1999

RD	NO	PLAYER	POS
1	11	Oleg Saprykin	C
2	38	Dan Cavanaugh	C
3	77	Craig Andersson	G
4	106	Roman Rozakov	D
5	135	Matt Doman	RW
5	153	Jesse Cook	D
6	166	Cory Pecker	C
6	170	Matt Underhill	G
7	190	Blair Stayzer	LW
9	252	Dimitri Kirilenko	C

1998

RD	NO	PLAYER	POS
1	6	Rico Fata	RW/C
2	33	Blair Betts	C
3	62	Paul Manning	D
4	102	Shaun Sutter	C
4	108	Dany Sabourin	G
5	120	Brent Gauvreau	C
7	192	Radek Duda	LW
8	206	Jonas Frogen	D
9	234	Kevin Mitchell	D

1997

RD	NO	PLAYER	POS
1	6	Daniel Tkaczuk	C
2	32	Evan Lindsay	G
2	42	John Tripp	RW
2	51	Dimitri Kokorev	D
3	60	Derek Schutz	C
3	70	Erik Andersson	C
4	92	Chris St. Croix	D
4	100	Ryan Ready	LW
5	113	Martin Moise	LW
6	140	Ilja Demidov	D
7	167	Jeremy Rondeau	LW
9	223	Dustin Paul	RW

1996

RD	NO	PLAYER	POS
1	13	Derek Morris	D
2	39	Travis Brigley	LW
2	40	Steve Begin	C
3	73	Dmitri Vlasenkov	LW
4	89	Toni Lydman	D
4	94	Christian Lefebvre	D
5	122	Josef Straka	C
8	202	Ryan Wade	RW
9	228	Ronald Petrovicky	RW

AMATEUR AND ENTRY DRAFT 1995–1990

1995

RD	NO	PLAYER	POS
1	20	Denis Gauthier	D
2	46	Pavel Smirnov	C
3	72	Rocky Thompson	D
4	98	Jan Labraaten	LW
6	150	Clarke Wilm	LW
7	176	Ryan Gillis	D
9	233	Steve Shirreffs	D

1994

RD	NO	PLAYER	POS
1	19	Chris Dingman	LW
2	45	Dimitri Riabykin	D
3	77	Chris Clark	RW
4	91	Ryan Duthie	C
4	97	Johan Finnstrom	D
5	107	Nisse Ekman	W
5	123	Frank Appel	D
6	149	Patrik Haltia	G
7	175	Ladislav Kohn	RW
8	201	Keith McCambridge	D
9	227	Jorgen Jonsson	W
10	253	Mike Peluso	C
11	279	Pavel Torgajev	LW

1993

RD	NO	PLAYER	POS
1	18	Jesper Mattsson	RW
2	44	Jamie Allison	D
3	70	Dan Tompkins	LW
4	95	Jason Smith	D
4	96	Marty Murray	C
5	121	Darryl Lafrance	C
5	122	John Emmons	C
6	148	Andreas Karlsson	C
8	200	Derek Sylvester	C
10	252	German Titov	C
11	278	Burke Murphy	LW

1992

RD	NO	PLAYER	POS
1	6	Cory Stillman	C
2	30	Chris O'Sullivan	D
3	54	Mathias Johansson	C
4	78	Robert Svehla	D
5	102	Sami Helenius	D
6	126	Ravil Yakubov	C
6	129	Joel Bouchard	D
7	150	Pavel Rajnoha	D
8	174	Ryan Mulhern	C
9	198	Brandon Carper	D
10	222	Jonas Hoglund	RW
11	246	Andrei Potaichuk	LW

SUPPLEMENTARY DRAFT

6		James O'Brien	D

1991

RD	NO	PLAYER	POS
1	19	Niklas Sundblad	RW
2	41	Francois Groleau	D
3	52	Sandy McCarthy	RW
3	63	Brian Caruso	LW
4	85	Steven Magnusson	C
5	107	Jerome Butler	G
6	129	Bobby Marshall	D
7	140	Matt Hoffman	LW
7	151	Kelly Harper	C
8	173	David St. Pierre	C
9	195	David Struch	C
10	217	Sergei Zolotov	LW
11	239	Marko Jantunen	C
12	261	Andrei Trefilov	G

SUPPLEMENTARY DRAFT

25		Dean Larson	C

1990

RD	NO	PLAYER	POS
1	11	Trevor Kidd	G
2	26	Nicolas Perreault	D
2	32	Vesa Viitakoski	LW
2	41	Etienne Belzile	D
3	62	Glen Mears	D
4	83	Paul Kruse	LW
6	125	Chris Tschupp	C
7	146	Dimitri Frolov	D
8	167	Shawn Murray	G
9	188	Mike Murray	RW
10	209	Rob Sumner	D
12	251	Leo Gudas	D

SUPPLEMENTARY DRAFT

25		Lyle Wildgoose	C

AMATEUR AND ENTRY DRAFT 1989–1981

1989

RD	NO	PLAYER	POS
2	24	Kent Manderville	LW
2	42	Ted Drury	C
3	50	Veli-Pekka Kautonen	D
3	63	Cory Lyons	RW
4	70	Robert Reichel	C
4	84	Ryan O'Leary	C
5	105	Toby Kearney	LW
7	147	Alex Nikolic	LW
8	168	Kevin Wortman	D
9	189	Sergei Gomolyakov	C
10	210	Dan Sawyer	D
11	231	Alexander Yudin	D
12	252	Kenneth Kennholt	D
SUPPLEMENTARY DRAFT			
26		Shawn Heaphy	C

1988

RD	NO	PLAYER	POS
1	21	Jason Muzzatti	G
2	42	Todd Harkins	RW
4	84	Gary Socha	C
5	85	Tomas Forslund	RW
5	90	Scott Matusovich	D
6	126	Jonas Bergqvist	RW
7	147	Stefan Nilsson	LW
8	168	Troy Kennedy	RW
9	189	Brett Peterson	D
10	210	Guy Darveau	D
11	231	Dave Tretowicz	D
12	252	Sergei Priakin	RW
SUPPLEMENTARY DRAFT			
26		Jerry Tarrant	D

1987

RD	NO	PLAYER	POS
1	19	Bryan Deasley	LW
2	25	Stephane Matteau	LW
2	40	Kevin Grant	D
3	61	Scott Mahoney	LW
4	70	Tim Harris	RW
5	103	Tim Corkery	D
6	124	Joe Aloi	D
7	145	Peter Ciavaglia	C
8	166	Theoren Fleury	C
9	187	Mark Osiecki	D
10	208	William Sedergren	D
11	229	Peter Hasselblad	D
12	250	Magnus Svensson	D
SUPPLEMENTARY DRAFT			
		Peter Lappin	C

1986

RD	NO	PLAYER	POS
1	16	George Pelawa	RW
2	37	Brian Glynn	D
4	79	Tom Quinlan	RW
5	100	Scott Bloom	LW
6	121	John Parker	C
7	142	Rick Lessard	D
8	163	Mark Olsen	D
9	184	Warren Sharples	G
10	205	Doug Pickell	LW
11	226	Anders Lindstrom	C
12	247	Antonin Stavjana	D
SUPPLEMENTARY DRAFT			
		Steve MacSwain	RW

1985

RD	NO	PLAYER	POS
1	17	Chris Biotti	D
2	27	Joe Nieuwendyk	C
2	38	Jeff Wenaas	C
3	59	Lane MacDonald	LW
4	80	Roger Johansson	D
5	101	Esa Keskinen	C
6	122	Tim Sweeney	C
7	143	Stu Grimson	LW
8	164	Nate Smith	D
9	185	Darryl Olsen	D
10	206	Peter Romberg	D
11	227	Alex Koznevnikov	-
12	248	Bill Gregoire	D

1984

RD	NO	PLAYER	POS
1	12	Gary Roberts	LW
2	33	Ken Sabourin	D
2	38	Paul Ranheim	C
4	75	Peter Rosol	LW
5	96	Joel Paunio	LW
6	117	Brett Hull	RW
7	138	Kevan Melrose	D
8	159	Jiri Hrdina	RW
9	180	Gary Suter	D
10	200	Petr Rucka	C
11	221	Stefan Jonsson	D
12	241	Rudolf Suchanek	-

1983

RD	NO	PLAYER	POS
1	13	Dan Quinn	C
3	51	Brian Bradley	C
3	55	Perry Berezan	C
4	66	John Bekkers	C
4	71	Kevan Guy	D
4	77	Bill Claviter	LW
5	91	Igor Liba	LW
6	111	Grant Blair	G
7	131	Jeff Hogg	G
8	151	Chris MacDonald	D
9	171	Rob Kivell	D
10	191	Tom Pratt	D
11	211	Jaroslav Benak	LW
12	231	Sergei Makarov	RW

1982

RD	NO	PLAYER	POS
2	29	Dave Reierson	D
2	37	Richard Kromm	LW
3	51	Jim Laing	D
4	65	Dave Meszaros	G
4	72	Mark Lamb	C
5	93	Lou Kiriakou	D
6	114	Jeff Vaive	C
6	118	Mats Kihlstrom	D
7	135	Brad Ramsden	RW
8	156	Roy Myllari	D
9	177	Ted Pearson	LW
10	198	Jim Uens	C
11	219	Rick Erdall	C
12	240	Dale Thompson	RW

1981

RD	NO	PLAYER	POS
1	15	Al MacInnis	D
3	56	Michael Vernon	G
4	78	Peter Maduch	C
5	99	Mario Simioni	RW
6	120	Todd Hooey	RW
7	141	Rick Heppener	D
8	162	Dale Degray	D
9	183	George Boudreau	D
10	204	Bruce Eakin	C

AMATEUR AND ENTRY DRAFT 1980–1972

1980

RD	NO	PLAYER	POS
1	13	Denis Cyr	RW
2	31	Tony Curtale	D
2	32	Kevin Lavallee	LW
2	39	Steve Konroyd	D
4	76	Marc Roy	RW
5	97	Randy Turnbull	D
6	118	John Multan	RW
7	139	Dave Newsom	LW
8	160	Claude Drouin	C
9	181	Hakan Loob	RW
10	202	Steven Fletcher	D

1979

RD	NO	PLAYER	POS
1	12	Paul Reinhart	D
2	23	Mike Perovich	D
2	33	Pat Riggin	G
3	54	Tim Hunter	D
4	75	Jim Peplinski	RW
5	96	Brad Kempthorne	C
6	117	Glenn Johnson	C

1978

RD	NO	PLAYER	POS
1	11	Brad Marsh	D
3	47	Tim Bernhardt	G
4	64	Jim McRae	LW
5	80	Gord Wappel	D
6	97	Greg Meredith	RW
7	114	Dave Hindmarch	RW
8	131	Dave Morrison	RW
9	148	Doug Todd	RW
10	165	Mark Green	C
11	180	Robert Sullivan	C
12	196	Bernhart Engelbrecht	G

1977

RD	NO	PLAYER	POS
2	20	Miles Zaharko	D
2	28	Don Laurence	C
2	31	Brian Hill	RW
4	72	Jim Craig	G
5	82	C Christofferson	D
6	100	Bernard Harbec	C
7	118	Bob Gould	RW
8	133	Jim Bennett	RW
9	148	Tim Harrer	RW

1976

RD	NO	PLAYER	POS
1	8	Dave Shand	D
1	10	Harold Phillipoff	LW
2	28	Robert Simpson	LW
3	46	Richard Hodgson	D
4	64	Kent Nilsson	C
5	82	Mark Earp	G

1975

RD	NO	PLAYER	POS
1	8	Richard Mulhern	D
2	26	Rick Bowness	RW
4	62	Dale Ross	LW
5	80	Willi Plett	RW
6	98	Paul Heaver	D
7	116	Dale McMillan	LW
8	134	Rick Picher	D
9	150	Nick Stanza	G
10	167	Brian O'Connell	G
11	181	Joe Augustine	D
12	192	Torbjorn Nilsson	RW
18	216	Gary Gill	LW

1974

RD	NO	PLAYER	POS
2	28	Guy Chouinard	C
3	46	Dick Spannbauer	D
4	58	Pat Ribble	D
4	64	Cam Botting	LW
5	82	Jerry Badiuk	D
6	100	Bill Moen	G
7	118	Peter Brown	D
8	135	Tom Lindskog	D
9	152	Larry Hopkins	LW
10	167	Louis Loranger	C
11	182	R Montgomery	LW

1973

RD	NO	PLAYER	POS
1	2	Tom Lysiak	C
1	16	Vic Mercredi	C
2	21	Eric Vail	LW
4	53	Dean Talafous	RW
5	69	John Felsch	LW
6	85	Ken Houston	D
7	101	Tom Machowski	D
8	117	Bob Law	LW
9	133	Bob Bilodeau	D
10	148	Glen Surbey	D
10	149	Guy Ross	C
11	162	Gregg Fox	D

1972

RD	NO	PLAYER	POS
1	2	Jacques Richard	C
2	18	Dwight Bialowas	D
3	34	Jean Lemieux	D
4	50	Don Martineau	RW
5	78	Johnny Martin	C
6	82	Frank Blum	G
7	98	Scott Smith	LW
8	114	Dave Murphy	C
9	130	Pierre Roy	D
10	132	Jean LaMarre	RW

MANAGERS AND COACHES

GENERAL MANAGERS
1972-PRESENT

Brad Treliving
APRIL 28, 2014 TO PRESENT

Jay Feaster
DECEMBER 28, 2010** TO DECEMBER 12, 2013

Darryl Sutter
APRIL 11, 2003 TO DECEMBER 28, 2010

Craig Button
JUNE 6, 2000 TO APRIL 11, 2003

Al Coates
NOVEMBER 3, 1995* TO APRIL 11, 2000

Doug Risebrough
MAY 16, 1991 TO NOVEMBER 3, 1995

Cliff Fletcher
1972-73 TO 1990-91

*Named November 3, 1995 **Named Acting GM on December 28, 2010 and GM on May 16, 2011

HEAD COACHES
1997-PRESENT

Darryl Sutter
MARCH 4, 2021 TO PRESENT

Geoff Ward
NOVEMBER 29, 2019 TO MARCH 4, 2021

Bill Peters
APRIL 23, 2018 TO NOVEMBER 29, 2019

Glen Gulutzan
JUNE 17, 2016 TO APRIL 17, 2018

Bob Hartley
MAY 31, 2012 TO MAY 3, 2016

Brent Sutter
JUNE 23, 2009 TO APRIL 12, 2012

Mike Keenan
JUNE 14, 2007 TO MAY 22, 2009

Jim Playfair
JULY 12, 2006 TO JUNE 14, 2007

Darryl Sutter
DECEMBER 28, 2002 TO JULY 12, 2006

Greg Gilbert
MARCH 14, 2001 TO DECEMBER 3, 2002

Don Hay
2000-01 TO MARCH 14, 2001

Brian Sutter
1997-98 TO 1999-00

COACHING STATS

	REGULAR SEASON						PLAYOFFS			
SEASON	**GAMES**	**W**	**L**	**T**	**OTL**	**%**	**GAMES**	**W**	**L**	**%**
Darryl Sutter March 4, 2021 to Present	30	15	15	--	0	.500	-	-	-	-
Geoff Ward November 26, 2019 to March 4, 2021	66	35	26	--	5	.570	-	-	-	-
Bill Peters April 23, 2018 to November 26, 2019	109	61	37	0	11	.610	5	1	4	.200
Glen Gulutzan June 17, 2016 - April 19, 2018	164	82	68	0	14	.543	4	0	4	.000
Bob Hartley May 31, 2012 - May 3, 2016	294	134	135	0	25	.498	11	5	6	.455
Brent Sutter June 23, 2009 - April 12, 2012	246	118	90	0	38	.557	-	-	-	-
Mike Keenan June 14, 2007 - May 22, 2009	164	88	60	0	16	.585	13	5	8	.385
Jim Playfair July 12, 2006 - June 14, 2007	82	43	29	0	10	.585	6	2	4	.333
Darryl Sutter December 28, 2002 - July 12, 2006	210	107	73	15	15	.581	26	15	11	.577
Greg Gilbert March 14, 2001 - December 3, 2002	121	42	56	17	6	.442	-	-	-	-
Don Hay 2000/01 - March 14, 2001	68	23	28	13	4	.463	-	-	-	-
Brian Sutter 1997/98 - 1999/00	246	87	117*	37	5*	.439	-	-	-	-
Pierre Page 1995/96 - 1996/97	164	66	78	20	-	.463	4	0	4	.000
Dave King 1992/93 - 1994/95	216	109	76	31	-	.576	20	8	12	.400
Guy Charron 1991/92+	16	6	7	3	-	.469	-	-	-	-
Doug Risebrough 1990/91 - 1991/92	144	71	56	17	-	.552	7	3	4	.429
Terry Crisp 1987/88 - 1989/90	240	144	63	33	-	.669	37	22	15	.595
Bob Johnson 1982/83 - 1986/87	400	193	155	52	-	.548	52	25	27	.481
Al MacNeil 1979/80 - 1981/82	240	103	93	44	-	.521	23	10	13	.435
Dec. 3, 2002 - Dec. 27, 2002+	11	4	5	2	0	.455	-	-	-	-
TOTAL	251	107	98	46	0	.518	23	10	13	.435
Fred Creighton 1974/75 - 1978/79	348	156	136	56	-	.529	9	1	8	.111
Bernie Geoffrion 1972/73 - 1974/75	208	77	92	39	-	.464	4	0	4	.000

*1999-00 stats have been adjusted to correspond with current standings (OTL)
+Interim Head Coach

CALGARY FLAMES
TEAM CAPTAINS

20	Mark Giordano	2013-21
19	Jarome Iginla	2003-13
18	Craig Conroy****	2001-03
17	Bob Boughner****	2001-03
16	Dave Lowry	2000-02
15	Steve Smith	1999-01
14	Todd Simpson	1997-99
13	Theoren Fleury	1995-97
12	Joe Nieuwendyk	1991-95
11	Brad McCrimmon**	1989-90
10	Tim Hunter ***	1988-89
9	Jim Peplinski***	1984-89
8	Lanny McDonald***	1983-89
7	Doug Risebrough***	1983-87
6	Phil Russell*	1981-83
5	Brad Marsh	1980-81
4	Jean Pronovost	1979-80
3	Tom Lysiak	1977-79
2	Pat Quinn	1975-77
1	Keith McCreary	1972-75

*Appointed Nov. 12, 1981 **Appointed Nov. 3, 1989 ***Co-captains ****Co-captains from Feb. 4, 2002 to end of 2002-03 season

PLAYERS REGISTERING THEIR
1000TH CAREER NHL REGULAR SEASON GAME
WHILE WEARING A FLAMES JERSEY

SEASON	PLAYER NAME	GAMES WITH THE CALGARY FLAMES
2020-21	Milan Lucic	110
2017-18	Matt Stajan	558
2011-12	Olli Jokinen	236
2010-11	Craig Conroy	507
2009-10	Jarome Iginla	1,219
2009-10	Daymond Langkow	392
2007-08	Owen Nolan	77
2003-04	Martin Gelinas	157
2002-03	Craig Berube	234
2001-02	Dave Lowry	193
1986-87	Lanny McDonald	492

RETIRED FLAMES JERSEYS

#	PLAYER NAME	YEARS PLAYED WITH THE FLAMES
9	Lanny McDonald	1981-89
12	Jarome Iginla	1996-2013
30	Mike Vernon	1982-94, 2000-02

HONOURED JERSEYS
FOREVER A FLAME

#	PLAYER NAME	YEARS PLAYED WITH THE FLAMES
2	Al MacInnis	1981-94
25	Joe Nieuwendyk	1986-95

YEAR-BY-YEAR

YEAR-BY-YEAR RESULTS

	OVERALL									HOME						ROAD						
SEASON	GP	W	L	T	OTL	SOL	GF	GA	PTS	W	L	T	OTL	SOL		W	L	T	OTL	SOL	FINISHED	PLAYOFF RESULT
2020-21	56	26	27	-	2	1	156	161	55	15	12	-	0	1		11	15	-	2	0	5th Scotia North	Did Not Qualify
2019-20	70	36	27	-	6	1	210	215	79	16	13	-	3	1		20	14	-	3	0	3rd Pacific	Lost Conf. Quarter-Final
2018-19	82	50	25	-	3	4	289	227	107	26	10	-	3	2		24	15	-	0	2	1st Pacific	Lost Conf. Quarter-Final
2017-18	82	37	35	-	5	5	218	248	84	17	20	-	3	1		20	15	-	2	4	5th Pacific	Did Not Qualify
2016-17	82	45	33	-	2	2	222	219	94	24	17	-	0	0		21	16	-	2	2	4th Pacific	Lost Conf. Quarter-Final
2015-16	82	35	40	-	4	3	231	260	77	21	16	-	3	1		14	24	-	1	2	5th Pacific	Did Not Qualify
2014-15	82	45	30	-	4	3	241	216	97	23	13	-	3	2		22	17	-	1	1	3rd Pacific	Lost Conf. Semi-Final
2013-14	82	35	40	-	4	3	209	241	77	19	19	-	3	0		16	21	-	1	3	6th Pacific	Did Not Qualify
2012-13	48	19	25	-	1	3	128	160	42	13	9	-	0	2		6	16	-	1	1	4th Northwest	Did Not Qualify
2011-12	82	37	29	-	7	9	202	226	90	23	12	-	1	5		14	17	-	6	4	2nd Northwest	Did Not Qualify
2010-11	82	41	29	-	5	7	250	237	94	23	13	-	2	3		18	16	-	3	4	2nd Northwest	Did Not Qualify
2009-10	82	40	32	-	3	7	204	210	90	20	17	-	1	3		20	15	-	2	4	3rd Northwest	Did Not Qualify
2008-09	82	46	30	-	4	2	254	248	98	27	10	-	2	2		19	20	-	2	0	2nd Northwest	Lost Conf. Quarter-Final
2007-08	82	42	30	-	7	3	229	227	94	21	11	-	7	2		21	19	-	0	1	3rd Northwest	Lost Conf. Quarter-Final
2006-07	82	43	29	-	5	5	258	226	96	30	9	-	1	1		13	20	-	4	4	3rd Northwest	Lost Conf. Quarter-Final
2005-06	82	46	25	-	4	7	218	200	103	30	7	-	1	3		16	18	-	3	4	1st Northwest	Lost Conf. Quarter-Final
2003-04	82	42	30	7	3	-	200	176	94	21	14	5	1	-		21	16	2	2	-	3rd Northwest	Lost Final
2002-03	82	29	36	13	4	-	186	228	75	14	16	10	1	-		15	20	3	3	-	5th Northwest	Did Not Qualify
2001-02	82	32	35	12	3	-	201	220	79	20	14	5	2	-		12	21	7	1	-	4th Northwest	Did Not Qualify
2000-01	82	27	36	15	4	-	197	236	73	12	18	9	2	-		15	18	6	2	-	4th Northwest	Did Not Qualify
1999-00	82	31	36	10	5	-	211	256	77	20	14	6	1	-		11	26	4	4	-	4th Northwest	Did Not Qualify
1998-99	82	30	40	12	-	-	211	234	72	15	20	6	-	-		15	20	6	-	-	3rd Northwest	Did Not Qualify
1997-98	82	26	41	15	-	-	217	252	67	18	17	6	-	-		8	24	9	-	-	5th Pacific	Did Not Qualify
1996-97	82	32	41	9	-	-	214	239	73	21	18	2	-	-		11	23	7	-	-	5th Pacific	Did Not Qualify
1995-96	82	34	37	11	-	-	241	240	79	18	18	5	-	-		16	19	6	-	-	2nd Pacific	Lost Conf. Quarter-Final
1994-95	48	24	17	7	-	-	163	135	55	15	7	2	-	-		9	10	5	-	-	1st Pacific	Lost Conf. Quarter-Final
1993-94	84	42	29	13	-	-	302	256	97	25	12	5	-	-		17	17	8	-	-	1st Pacific	Lost Conf. Quarter-Final
1992-93	84	43	30	11	-	-	322	282	97	23	14	5	-	-		20	16	6	-	-	2nd Smythe	Lost Div. Semi-Final
1991-92	80	31	37	12	-	-	296	305	74	19	14	7	-	-		12	23	5	-	-	5th Smythe	Did Not Qualify
1990-91	80	46	26	8	-	-	344	263	100	29	8	3	-	-		17	18	5	-	-	2nd Smythe	Lost Div. Semi-Final
1989-90	80	42	23	15	-	-	348	265	99	28	7	5	-	-		14	16	10	-	-	1st Smythe	Lost Div. Semi-Final
1988-89	80	54	17	9	-	-	354	226	117	32	4	4	-	-		22	13	5	-	-	1st Smythe	Won Stanley Cup
1987-88	80	48	23	9	-	-	397	305	105	26	11	3	-	-		22	12	6	-	-	1st Smythe	Lost Div. Final
1986-87	80	46	31	3	-	-	318	289	95	25	13	2	-	-		21	18	1	-	-	2nd Smythe	Lost Div. Semi-Final
1985-86	80	40	31	9	-	-	354	315	89	23	11	6	-	-		17	20	3	-	-	2nd Smythe	Lost Final
1984-85	80	41	27	12	-	-	363	302	94	23	11	6	-	-		18	16	6	-	-	3rd Smythe	Lost Div. Semi-Final
1983-84	80	34	32	14	-	-	311	314	82	22	11	7	-	-		12	21	7	-	-	2nd Smythe	Lost Div. Final
1982-83	80	32	34	14	-	-	321	317	78	21	12	7	-	-		11	22	7	-	-	2nd Smythe	Lost Div. Final
1981-82	80	29	34	17	-	-	334	345	75	20	11	9	-	-		9	23	8	-	-	3rd Smythe	Lost Div. Semi-Final
1980-81	80	39	27	14	-	-	329	298	92	25	5	10	-	-		14	22	4	-	-	3rd Patrick	Lost Semi-Final
1979-80*	80	35	32	13	-	-	282	269	83	18	15	7	-	-		17	17	6	-	-	4th Patrick	Lost Prelim. Round
1978-79*	80	41	31	8	-	-	327	280	90	25	11	4	-	-		16	20	4	-	-	4th Patrick	Lost Prelim. Round
1977-78*	80	34	27	19	-	-	274	252	87	20	13	7	-	-		14	14	12	-	-	3rd Patrick	Lost Prelim. Round
1976-77*	80	34	34	12	-	-	264	265	80	22	11	7	-	-		12	23	5	-	-	3rd Patrick	Lost Prelim. Round
1975-76*	80	35	33	12	-	-	262	237	82	19	14	7	-	-		16	19	5	-	-	3rd Patrick	Lost Prelim. Round
1974-75*	80	34	31	15	-	-	243	233	83	24	9	7	-	-		10	22	8	-	-	4th Patrick	Did Not Qualify
1973-74*	78	30	34	14	-	-	214	238	74	17	15	7	-	-		13	19	7	-	-	4th West	Lost Quarter-Final
1972-73*	78	25	38	15	-	-	191	239	65	16	16	7	-	-		9	22	8	-	-	7th West	Did Not Qualify

*Atlanta Flames

2020-21

Milan Lucic skated in his 1000 NHL game; Mark Giordano climbed to 8th all-time in franchise scoring and recorded his 500th NHL point. Darryl Sutter made his return to Calgary when he was named head coach on March 4th.

	REGULAR SEASON								PLAYOFFS				
COACH	**GP**	**W**	**L**	**OTL**	**SOL**	**PTS**	**GF**	**GA**	**GP**	**W**	**L**	**GF**	**GA**
Geoff Ward/Darryl Sutter	56	26	27	2	1	55	156	161	-	-	-	-	-

Regular Season: 5th Scotia North
Playoffs: Did not qualify

	REGULAR SEASON					PLAYOFFS				
PLAYER	**GP**	**G**	**A**	**PTS**	**PIM**	**GP**	**G**	**A**	**PTS**	**PIM**
Johnny Gaudreau	56	19	30	49	6	-	-	-	-	-
Elias Lindholm	56	19	28	47	22	-	-	-	-	-
Matthew Tkachuk	56	16	27	43	55	-	-	-	-	-
Andrew Mangiapane	56	18	14	32	24	-	-	-	-	-
Mikael Backlund	54	9	23	32	30	-	-	-	-	-
Sean Monahan	50	10	18	28	10	-	-	-	-	-
Mark Giordano	56	9	17	26	14	-	-	-	-	-
Milan Lucic	56	10	13	23	46	-	-	-	-	-
Dillon Dube	51	11	11	22	20	-	-	-	-	-
Rasmus Andersson	56	5	16	21	34	-	-	-	-	-
Noah Hanifin	47	4	11	15	18	-	-	-	-	-
Derek Ryan	43	2	11	13	16	-	-	-	-	-
Sam Bennett	38	4	8	12	19	-	-	-	-	-
Christopher Tanev	56	2	10	12	6	-	-	-	-	-
Juuso Valimaki	49	2	9	11	26	-	-	-	-	-
Josh Leivo	38	6	3	9	10	-	-	-	-	-
Brett Ritchie	32	4	4	8	24	-	-	-	-	-
Joakim Nordstrom	44	1	6	7	6	-	-	-	-	
Michael Stone	21	2	2	4	6	-	-	-	-	-
Nikita Nesterov	38	0	4	4	20	-	-	-	-	-
Connor Mackey	6	1	2	3	20	-	-	-	-	-
Byron Froese	6	1	0	1	2	-	-	-	-	-
Oliver Kylington	8	0	1	1	0	-	-	-	-	-
Glenn Gawdin	7	0	1	1	0	-	-	-	-	-
Adam Ruzicka	3	0	1	1	4	-	-	-	-	-
Dominik Simon	11	0	0	0	0	-	-	-	-	-
Buddy Robinson	9	0	0	0	0	-	-	-	-	-
Zac Rinaldo	4	0	0	0	5	-	-	-	-	-
Matthew Phillips	1	0	0	0	0	-	-	-	-	-
TOTAL	**56**	**156**	**161**	**55**	**445**	**-**	**-**	**-**	**-**	**-**

GOALTENDER	**GP**	**GAA**	**W**	**L**	**OTL**	**SOL**	**SO**	**GA**	**SA**	**SV%**
Jacob Markstrom	43	2.86	22	19	1	1	3	111	1162	0.904
David Rittich	15	2.90	4	7	1	0	1	36	374	.904
Louis Domingue	1	3.12	0	1	0	0	0	3	23	.870
Artyom Zagidulin	1	4.25	0	0	0	0	0	2	11	.818
TOTAL	**56**	**2.73**	**26**	**27**	**2**	**1**	**4**	**153**	**1570**	**.903**

REGULAR SEASON

MOST POINTS:
Johnny Gaudreau, 49

MOST GOALS:
Johnny Gaudreau, 19
Elias Lindholm, 19

MOST ASSISTS:
Johnny Gaudreau, 30

MOST PENALTY MINUTES:
Matthew Tkachuk, 55

MOST WINS GOALIE:
Jacob Markstrom, 22

TROPHIES AND AWARDS

RALPH AND SONIA SCURFIELD HUMANITARIAN AWARD
Mikael Backlund

J.R. McCAIG MEMORIAL AWARD
Chris Tanev

DARYL SEAMAN AWARD
Johnny Gaudreau

HARLEY N. HOTCHKISS AWARD
Johnny Gaudreau

2019-20

During the pandemic shortened season, the Flames finished third in the Pacific Division and defeated the Winnipeg Jets in a Qualifying Round 3-1 before falling to the Dallas Stars in the Western Conference Quarter-Finals 4-2. Matthew Tkachuk and David Rittich made their NHL All-Star debuts while Mark Giordano made his third appearance. Calgary played Winnipeg in the Heritage Classic in Regina marking the second time the Flames participated in an outdoor game. It was announced that Flames legend Jarome Iginla will be inducted as a first ballot Hockey Hall of Famer.

	REGULAR SEASON							PLAYOFFS				
COACH	**GP**	**W**	**L**	**OTL**	**SOL**	**PTS**	**GF**	**GA**	**GP**	**W**	**L**	**GF**	**GA**
Bill Peters/Geoff Ward	70	36	27	6	1	79	210	215	10	5	5	33	27

Regular Season: 3rd Pacific Division, 7th in the Western Conference, 17th overall.
Playoffs: Qualifying Round — defeated Winnipeg 3-1; Western Conference Quarter-Finals — lost series to Dallas 4-2.

	REGULAR SEASON					PLAYOFFS				
PLAYER	**GP**	**G**	**A**	**PTS**	**PIM**	**GP**	**G**	**A**	**PTS**	**PIM**
Matthew Tkachuk	69	23	38	61	74	6	1	1	2	10
Johnny Gaudreau	70	18	40	58	12	10	4	3	7	0
Elias Lindholm	70	29	25	54	22	10	2	4	6	2
Sean Monahan	70	22	26	48	25	10	2	6	8	2
Mikael Backlund	70	16	29	45	26	10	4	2	6	8
Andrew Mangiapane	68	17	15	32	18	10	2	3	5	6
Mark Giordano	60	5	26	31	34	10	0	3	3	12
Derek Ryan	68	10	19	29	10	10	0	2	2	0
Noah Hanifin	70	5	17	22	12	10	0	4	4	0
Rasmus Andersson	70	5	17	22	57	10	3	2	5	6
Milan Lucic	68	8	12	20	54	10	1	5	6	17
T.J. Brodie	64	4	15	19	36	10	1	3	4	6
Dillon Dube	45	6	10	16	6	10	4	1	5	2
Sam Bennett	52	8	4	12	36	10	5	3	8	10
Travis Hamonic	50	3	9	12	27	-	-	-	-	-
Michael Frolik	38	5	5	10	24	-	-	-	-	-
Tobias Rieder	55	4	6	10	6	10	3	2	5	0
Mark Jankowski	56	5	2	7	14	5	0	0	0	0
Michael Stone	33	2	5	7	16	-	-	-	-	-
Oliver Kylington	48	2	5	7	16	-	-	-	-	-
Zac Rinaldo	19	3	2	5	34	5	0	0	0	4
Austin Czarnik	8	2	1	3	0	-	-	-	-	-
Erik Gustafsson	7	0	3	3	2	10	0	4	4	2
Buddy Robinson	5	1	0	1	7	1	0	0	0	0
Alan Quine	9	1	0	1	4	3	0	1	1	0
Alexander Yelesin	4	0	0	0	0	-	-	-	-	-
Brandon Davidson	7	0	0	0	0	-	-	-	-	-
Derek Forbort	7	0	0	0	0	10	1	1	2	2
TOTAL	**70**	**210**	**331**	**79**	**572**	10	33	50	28	92

GOALTENDER	**GP**	**GAA**	**W**	**L**	**OTL**	**SOL**	**SO**	**GA**	**SA**	**SV%**
David Rittich	48	2.97	24	17	6		2	138	1340	0.907
PLAYOFFS	**1**	**10.85**	**0**	**1**	**0**	**-**	**-**	**3**	**6**	**0.667**
Cam Talbot	26	2.63	12	10	1		2	63	717	0.919
PLAYOFFS	**10**	**2.42**	**5**	**4**	**0**	**-**	**-**	**24**	**292**	**0.924**
TOTAL	**74**		**36**	**27**	**7**		**4**	**201**	**2057**	**0.902**
PLAYOFF TOTAL	**11**		**5**	**5**	**-**	**-**	**-**	**27**	**298**	**0.909**

REGULAR SEASON

MOST POINTS:
Matthew Tkachuk, 61

MOST GOALS:
Elias Lindholm, 29

MOST ASSISTS:
Johnny Gaudreau, 40

MOST PENALTY MINUTES:
Matthew Tkachuk, 74

MOST WINS GOALIE:
David Rittich, 24

PLAYOFFS

MOST POINTS:
Sean Monahan, 8
Sam Bennett, 8

MOST GOALS:
Sam Bennett, 5

MOST ASSISTS:
Sean Monahan, 6

MOST PENALTY MINUTES:
Milan Lucic, 17

TROPHIES AND AWARDS

RALPH AND SONIA SCURFIELD HUMANITARIAN AWARD
Sam Bennett

J.R. McCAIG MEMORIAL AWARD
Milan Lucic

ALL-STAR GAME
Mark Giordano
David Rittich
Matthew Tkachuk

MARK MESSIER LEADERSHIP AWARD
Mark Giordano

2018-19

The Flames set a franchise record for most road wins (24) while having their second highest win (50) and points (107) totals in franchise history. The team retired Jarome Iginla's #12 and Captain Mark Giordano won the franchise's first Norris Trophy as the NHL's top defencemen. Johnny Gaudreau set career highs in goals (36), assists (63) and points (99).

	REGULAR SEASON								PLAYOFFS				
COACH	**GP**	**W**	**L**	**OTL**	**SOL**	**PTS**	**GF**	**GA**	**GP**	**W**	**L**	**GF**	**GA**
Bill Peters	82	50	25	3	4	107	289	227	5	1	4	11	17

Regular Season: 1st Pacific Division, 1st in the Western Conference, 2nd overall.
Playoffs: Western Conference Quarter-Finals — lost series to Colorado 4-1

	REGULAR SEASON					PLAYOFFS				
PLAYER	**GP**	**G**	**A**	**PTS**	**PIM**	**GP**	**G**	**A**	**PTS**	**PIM**
Johnny Gaudreau	82	36	63	99	24	5	0	1	1	2
Sean Monahan	78	34	48	82	12	5	1	1	2	0
Elias Lindholm	81	27	51	78	20	5	1	1	2	4
Matthew Tkachuk	80	34	43	77	62	5	2	1	3	18
Mark Giordano	78	17	57	74	69	5	0	2	2	0
Mikael Backlund	77	21	26	47	52	5	1	2	3	8
Derek Ryan	81	13	25	38	24	5	1	0	1	2
Michael Frolik	65	16	18	34	26	5	0	0	0	2
T.J. Brodie	79	9	25	34	24	5	2	0	2	6
Noah Hanifin	80	5	28	33	12	5	0	1	1	4
Mark Jankowski	79	14	18	32	12	5	0	0	0	0
Sam Bennett	71	13	14	27	93	5	1	4	5	16
Garnet Hathaway	76	11	8	19	56	5	0	0	0	14
James Neal	63	7	12	19	28	4	0	0	0	0
Travis Hamonic	69	7	12	19	33	5	0	0	0	2
Rasmus Andersson	79	2	17	19	23	5	1	2	3	2
Austin Czarnik	54	6	12	18	8	1	0	0	0	0
Andrew Mangiapane	44	8	5	13	12	5	1	0	1	0
Oliver Kylington	38	3	5	8	10	-	-	-	-	-
Alan Quine	13	3	2	5	6	-	-	-	-	-
Dillon Dube	25	1	4	5	4	-	-	-	-	-
Michael Stone	14	0	5	5	10	-	-	-	-	-
Juuso Valimaki	24	1	2	3	12	2	0	1	1	0
Mike Smith (G)	42	0	3	3	2	5	0	1	1	4
Dalton Prout	20	1	1	2	8	-	-	-	-	-
Oscar Fantenberg	15	0	1	1	7	3	0	0	0	6
Curtis Lazar	1	0	0	0	0	-	-	-	-	-
Kerby Rychel	2	0	0	0	0	-	-	-	-	-
Ryan Lomberg	4	0	0	0	17	-	-	-	-	-
Anthony Peluso	4	0	0	0	7	-	-	-	-	-
David Rittich (G)	45	0	0	0	4	-	-	-	-	-
SHOOTOUT GAME WINNERS	**-**	**0**	**-**	**-**	**-**	**-**	**-**	**-**	**-**	**-**
PENALTY SHOT GOALS	**-**	**1**	**-**	**-**	**-**	**-**	**-**	**-**	**-**	**-**
TOTAL	**82**	**289**	**508**	**797**	**683**	5	11	17	28	92

GOALTENDER	**GP**	**GAA**	**W**	**L**	**OTL**	**SOL**	**SO**	**GA**	**SA**	**SV%**
David Rittich	45	2.61	27	9	3	2	1	109	1228	.911
Mike Smith	42	2.73	23	16	0	2	2	109	1069	.898
EMPTY NET GOALS	**-**	**-**	**-**	**-**	**-**	**-**	**-**	**5**	**-**	**-**
SHOOTOUT LOSSES	**-**	**-**	**-**	**-**	**-**	**-**	**-**	**4**	**-**	**-**
TOTAL	**82**	**2.70**	**50**	**25**	**3**	**4**	**3**	**227**	**2297**	**.903**

REGULAR SEASON

MOST POINTS:
Johnny Gaudreau, 99

MOST GOALS:
Johnny Gaudreau, 36

MOST ASSISTS:
Johnny Gaudreau, 63

MOST PENALTY MINUTES:
Sam Bennett, 93

MOST WINS GOALIE:
David Rittich, 27

PLAYOFFS

MOST POINTS:
Sam Bennett, 5

MOST GOALS:
T.J. Brodie, 2
Matthew Tkachuk, 2

MOST ASSISTS:
Sam Bennett, 4

MOST PENALTY MINUTES:
Matthew Tkachuk, 18

TROPHIES AND AWARDS

JAMES NORRIS MEMORIAL TROPHY
Mark Giordano

NHL 1ST ALL-STAR
Mark Giordano

RALPH AND SONIA SCURFIELD HUMANITARIAN AWARD
Travis Hamonic

J.R. McCAIG MEMORIAL AWARD
Matthew Tkachuk

ALL-STAR GAME
Johnny Gaudreau
Bill Peters (Coach)

2017–18

Gaudreau and Monahan set career highs in points, Stajan plays 1,000th game and Smith plays 500th game

	REGULAR SEASON								PLAYOFFS				
COACH	**GP**	**W**	**L**	**OTL**	**SOL**	**PTS**	**GF**	**GA**	**GP**	**W**	**L**	**GF**	**GA**
Glen Gulutzan	82	37	35	5	5	84	218	248	-	-	-	-	-

Regular Season: 5th Pacific Division, 20th overall.

	REGULAR SEASON					PLAYOFFS				
PLAYER	**GP**	**G**	**A**	**PTS**	**PIM**	**GP**	**G**	**A**	**PTS**	**PIM**
Johnny Gaudreau	80	24	60	84	26	-	-	-	-	-
Sean Monahan	74	31	33	64	24	-	-	-	-	-
Matthew Tkachuk	68	24	25	49	61	-	-	-	-	-
Mikael Backlund	82	14	31	45	78	-	-	-	-	-
Dougie Hamilton	82	17	27	44	64	-	-	-	-	-
Micheal Ferland	77	21	20	41	24	-	-	-	-	-
Mark Giordano	82	13	25	38	63	-	-	-	-	-
T.J. Brodie	73	4	28	32	18	-	-	-	-	-
Sam Bennett	82	11	15	26	59	-	-	-	-	-
Mark Jankowski	72	17	8	25	33	-	-	-	-	-
Michael Frolik	70	10	15	25	26	-	-	-	-	-
Troy Brouwer	76	6	16	22	53	-	-	-	-	-
Garnet Hathaway	59	4	9	13	88	-	-	-	-	-
Matt Stajan	68	4	8	12	28	-	-	-	-	-
Curtis Lazar	65	2	10	12	23	-	-	-	-	-
Travis Hamonic	74	1	10	11	79	-	-	-	-	-
Michael Stone	82	3	7	10	28	-	-	-	-	-
Kris Versteeg	24	3	5	8	6	-	-	-	-	-
Brett Kulak	71	2	6	8	27	-	-	-	-	-
Jaromir Jagr	22	1	6	7	10	-	-	-	-	-
Chris Stewart	7	1	2	3	0	-	-	-	-	-
Nick Shore	9	1	2	3	4	-	-	-	-	-
Matt Bartkowski	18	0	3	3	4	-	-	-	-	-
Spencer Foo	4	2	0	2	0	-	-	-	-	-
Mike Smith (G)	55	0	2	2	8	-	-	-	-	-
Ryan Lomberg	7	0	1	1	15	-	-	-	-	-
Freddie Hamilton	8	0	1	1	2	-	-	-	-	-
Morgan Klimchuk	1	0	0	0	0	-	-	-	-	-
Marek Hrivik	3	0	0	0	0	-	-	-	-	-
Andrew Mangiapane	10	0	0	0	2	-	-	-	-	-
Rasmus Andersson	10	0	0	0	0	-	-	-	-	-
Jon Gillies (G)	11	0	0	0	2	-	-	-	-	-
Tanner Glass	16	0	0	0	19	-	-	-	-	-
David Rittich (G)	21	0	0	0	14	-	-	-	-	-
SHOOTOUT GAME WINNERS	**-**	**2**	**-**	**-**	**-**	**-**	**-**	**-**	**-**	**-**
PENALTY SHOT GOALS	**-**	**0**	**-**	**-**	**-**	**-**	**-**	**-**	**-**	**-**
TOTAL	**82**	**218**	**375**	**589**	**888**	-	-	-	-	-

GOALTENDER	**GP**	**GAA**	**W**	**L**	**OTL**	**SOL**	**SO**	**GA**	**SA**	**SV%**
Mike Smith	55	2.65	25	22	3	3	3	141	1686	.916
David Rittich	21	2.92	8	6	1	2	0	49	512	.904
Jon Gillies	11	2.88	3	5	1	0	0	29	280	.896
Eddie Lack	4	5.29	1	2	0	0	0	12	64	.813
EMPTY NET GOALS	**-**	**-**	**-**	**-**	**-**	**-**	**-**	**12**	**12**	**-**
SHOOTOUT LOSSES	**-**	**-**	**-**	**-**	**-**	**-**	**-**	**5**	**-**	**-**
TOTAL	**82**	**2.93**	**37**	**35**	**5**	**5**	**3**	**248**	**2554**	**.905**

REGULAR SEASON

MOST POINTS:
Johnny Gaudreau, 84

MOST GOALS:
Sean Monahan, 31

MOST ASSISTS:
Johnny Gaudreau, 60

MOST PENALTY MINUTES:
Garnet Hathaway, 88

MOST WINS GOALIE:
Mike Smith, 25

TROPHIES AND AWARDS

RALPH T. SCURFIELD HUMANITARIAN AWARD
Travis Hamonic

J.R. McCAIG MEMORIAL AWARD
Mikael Backlund

ALL-STAR GAME
Johnny Gaudreau
Mike Smith

2016-17

Flames advance to conference quarter-finals
Tie all-time franchise winning streak with 10 consecutive wins

	REGULAR SEASON								PLAYOFFS				
COACH	**GP**	**W**	**L**	**OTL**	**SOL**	**PTS**	**GF**	**GA**	**GP**	**W**	**L**	**GF**	**GA**
Glen Gulutzan	82	45	33	2	2	94	222	219	4	0	4	9	14

Regular Season: 4th Pacific Division, 15th overall. Playoffs: Western Conference Quarter-Finals — lost series to Anaheim 4-0

	REGULAR SEASON					PLAYOFFS				
PLAYER	**GP**	**G**	**A**	**PTS**	**PIM**	**GP**	**G**	**A**	**PTS**	**PIM**
Johnny Gaudreau	72	18	43	61	4	4	0	2	2	0
Sean Monahan	82	27	31	58	20	4	4	1	5	0
Mikael Backlund	81	22	31	53	36	4	1	2	3	0
Dougie Hamilton	81	13	37	50	64	4	0	1	1	8
Matthew Tkachuk	76	13	35	48	105	4	0	0	0	4
Michael Frolik	82	17	27	44	58	4	0	1	1	0
Mark Giordano	81	12	27	39	59	4	0	1	1	2
Kris Versteeg	69	15	22	37	46	4	1	3	4	4
T.J. Brodie	82	6	30	36	24	4	0	4	4	2
Sam Bennett	81	13	13	26	75	4	2	0	2	4
Micheal Ferland	76	15	10	25	50	4	0	0	0	7
Troy Brouwer	74	13	12	25	31	4	0	2	2	0
Alex Chiasson	81	12	12	24	46	4	0	0	0	2
Matthew Stajan	81	6	17	23	40	3	0	0	0	0
Dennis Wideman	57	5	13	18	32	-	-	-	-	-
Deryk Engelland	81	4	12	16	85	4	0	0	0	2
Lance Bouma	61	3	4	7	35	3	0	0	0	2
Michael Stone	19	2	4	6	20	4	1	0	1	0
Jyrki Jokipakka	38	1	5	6	12	-	-	-	-	-
Garnet Hathaway	26	1	4	5	44	-	-	-	-	-
Curtis Lazar	4	1	2	3	0	1	0	0	0	0
Brett Kulak	21	0	3	3	12	-	-	-	-	-
Freddie Hamilton	26	2	0	2	8	1	0	0	0	0
Matt Bartkowski	24	1	1	2	26	4	0	0	0	0
Hunter Shinkaruk	7	0	1	1	2	-	-	-	-	-
Rasmus Andersson	1	0	0	0	0	-	-	-	-	-
Jon Gillies	1	0	0	0	0	-	-	-	-	-
David Rittich	1	0	0	0	0	-	-	-	-	-
Mark Jankowski	1	0	0	0	0	-	-	-	-	-
Nicklas Grossmann	3	0	0	0	2	-	-	-	-	-
Linden Vey	4	0	0	0	0	-	-	-	-	-
Tyler Wotherspoon	4	0	0	0	0	-	-	-	-	-
Chad Johnson (G)	36	0	0	0	0	1	0	0	0	0
Brian Elliott (G)	49	0	0	0	4	4	0	0	0	0
TOTAL	**82**	**222**	**396**	**618**	**940**	**4**	**9**	**17**	**26**	**37**

GOALTENDER	**GP**	**GAA**	**W**	**L**	**OTL**	**SOL**	**SO**	**GA**	**SA**	**SV%**
Jon Gillies	1	1.00	1	0	0	0	0	1	27	.964
Brian Elliott	49	2.55	26	18	3	1	2	121	1217	.910
Chad Johnson	36	2.59	18	15	1	1	3	87	882	.910
David Rittich	1	3.00	0	0	0	0	0	1	9	.900
EMPTY NET GOALS	-	-	-	-	-	-	-	**9**	-	-
SHOOTOUT LOSSES	-	-	-	-	-	-	-	**2**	-	-
TOTAL	**82**	**3.10**	**45**	**33**	**4**	**2**	**5**	**219**	**2135**	**.910**

REGULAR SEASON

MOST POINTS:
Johnny Gaudreau, 61

MOST GOALS:
Sean Monahan, 27

MOST ASSISTS:
Johnny Gaudreau, 43

MOST PENALTY MINUTES:
Matthew Tkachuk, 105

MOST WINS GOALIE:
Brian Elliott, 26

PLAYOFFS

MOST POINTS:
Sean Monahan, 5

MOST GOALS:
Sean Monahan, 4

MOST ASSISTS:
T.J. Brodie, 4

MOST PENALTY MINUTES:
Dougie Hamilton, 8

TROPHIES AND AWARDS

MUHAMMAD ALI SPORTS HUMANITARIAN AWARD
Mark Giordano

LADY BYNG TROPHY
Johnny Gaudreau

RALPH T. SCURFIELD HUMANITARIAN AWARD
Sean Monahan

J.R. McCAIG MEMORIAL AWARD
Dougie Hamilton

ALL-STAR GAME
Johnny Gaudreau

2015-16

Flames set franchise record for longest home win streak at 11

	REGULAR SEASON								PLAYOFFS				
COACH	**GP**	**W**	**L**	**OTL**	**SOL**	**PTS**	**GF**	**GA**	**GP**	**W**	**L**	**GF**	**GA**
Bob Hartley	82	35	40	4	3	77	231	260	-	-	-	-	-

Regular Season: 5th Pacific Division, 26th overall.

	REGULAR SEASON					PLAYOFFS				
PLAYER	**GP**	**G**	**A**	**PTS**	**PIM**	**GP**	**G**	**A**	**PTS**	**PIM**
Johnny Gaudreau	79	30	48	78	20	-	-	-	-	-
Sean Monahan	81	27	36	63	18	-	-	-	-	-
Mark Giordano	82	21	35	56	54	-	-	-	-	-
Mikael Backlund	82	21	26	47	28	-	-	-	-	-
T.J. Brodie	70	6	39	45	18	-	-	-	-	-
Joe Colborne	73	19	25	44	27	-	-	-	-	-
Dougie Hamilton	82	12	31	43	46	-	-	-	-	-
Sam Bennett	77	18	18	36	37	-	-	-	-	-
Michael Frolik	64	15	17	32	24	-	-	-	-	-
Dennis Wideman	51	2	17	19	30	-	-	-	-	-
Micheal Ferland	71	4	14	18	45	-	-	-	-	-
Matt Stajan	80	6	11	17	52	-	-	-	-	-
Josh Jooris	59	4	9	13	39	-	-	-	-	-
Deryk Engelland	69	3	9	12	54	-	-	-	-	-
Lance Bouma	44	2	5	7	31	-	-	-	-	-
Jyrki Jokipakka	18	0	6	6	8	-	-	-	-	-
Mason Raymond	29	4	1	5	8	-	-	-	-	-
Jakub Nakladal	27	2	3	5	6	-	-	-	-	-
Brandon Bollig	54	2	2	4	103	-	-	-	-	-
Hunter Shinkaruk	7	2	1	3	2	-	-	-	-	-
Garnet Hathaway	14	0	3	3	31	-	-	-	-	-
Freddie Hamilton	4	1	1	2	0	-	-	-	-	-
Patrick Sieloff	1	1	0	1	2	-	-	-	-	-
Drew Shore	2	0	1	1	2	-	-	-	-	-
Tyler Wotherspoon	11	0	1	1	0	-	-	-	-	-
Turner Elson	1	0	1	1	0	-	-	-	-	-
Derek Grant	15	0	1	1	2	-	-	-	-	-
Karri Ramo (G)	37	0	1	0	0	-	-	-	-	-
Kenny Agostino	2	0	0	0	0	-	-	-	-	-
Oliver Kylington	1	0	0	0	0	-	-	-	-	-
Brett Kulak	8	0	0	0	0	-	-	-	-	-
Emile Poirier	2	0	0	0	2	-	-	-	-	-
Ladislav Smid	22	0	0	0	6	-	-	-	-	-
Joni Ortio (G)	22	0	0	0	2	-	-	-	-	-
BENCH	-	-	-	-	14	-	-	-	-	-
TRADED PLAYERS										
Markus Granlund	31	4	3	7	8	-	-	-	-	-
Jiri Hudler	53	10	25	35	17	-	-	-	-	-
David Jones	59	9	6	15	10	-	-	-	-	-
Kris Russell	51	4	11	15	8	-	-	-	-	-
SHOOTOUT GAME WINNERS	**-**	**2**	**-**	**-**	**-**	**-**	**-**	**-**	**-**	**-**
PENALTY SHOT GOALS	**-**	**0**	**-**	**-**	**-**	**-**	**-**	**-**	**-**	**-**
TOTAL	**82**	**231**	**407**	**638**	**754**	-	-	-	-	-

GOALTENDER	**GP**	**GAA**	**W**	**L**	**OTL**	**SOL**	**SO**	**GA**	**SA**	**SV%**
Karri Ramo	37	2.63	17	18	1	0	1	94	1034	.909
Jonas Hiller	26	3.51	9	11	0	1	1	79	654	.879
Joni Ortio	22	2.76	7	9	3	2	1	55	564	.902
Niklas Backstrom	4	3.35	2	2	0	0	0	13	109	.881
EMPTY NET GOALS	**-**	**-**	**-**	**-**	**-**	**-**	**-**	**16**	**-**	**-**
SHOOTOUT LOSSES	**-**	**-**	**-**	**-**	**-**	**-**	**-**	**3**	**-**	**-**
TOTAL	**82**	**3.10**	**35**	**40**	**4**	**3**	**3**	**260**	**2377**	**.892**

REGULAR SEASON

MOST POINTS:
Johnny Gaudreau, 78

MOST GOALS:
Johnny Gaudreau, 30

MOST ASSISTS:
Johnny Gaudreau, 48

MOST PENALTY MINUTES:
Brandon Bollig, 103

MOST WINS GOALIE:
Karri Ramo, 17

TROPHIES AND AWARDS

NHL FOUNDATION PLAYER AWARD
Mark Giordano

RALPH T. SCURFIELD HUMANITARIAN AWARD
Mark Giordano

J.R. McCAIG MEMORIAL AWARD
T.J. Brodie

ALL-STAR GAME
Mark Giordano
Johnny Gaudreau

2014-15

Flames advance to conference semi-finals
Hartley wins Jack Adams and Hudler wins Lady Byng

	REGULAR SEASON								PLAYOFFS				
COACH	**GP**	**W**	**L**	**OTL**	**SOL**	**PTS**	**GF**	**GA**	**GP**	**W**	**L**	**GF**	**GA**
Bob Hartley	82	45	30	4	3	97	241	216	11	5	6	27	33

Regular Season: 3rd Pacific Division, 16th overall. Playoffs: Western Conference Quarter-Finals — defeated Vancouver 4-2; Western Conference Semi-Finals — lost series to Anaheim 4-1

	REGULAR SEASON					PLAYOFFS				
PLAYER	**GP**	**G**	**A**	**PTS**	**PIM**	**GP**	**G**	**A**	**PTS**	**PIM**
Jiri Hudler	78	31	45	76	14	11	4	4	8	2
Johnny Gaudreau	80	24	40	64	14	11	4	5	9	6
Sean Monahan	81	31	31	62	12	11	3	3	6	2
Dennis Wideman	80	15	41	56	34	11	0	7	7	12
Mark Giordano	61	11	37	48	37	0	0	0	0	0
T.J. Brodie	81	11	30	41	30	11	1	4	5	0
Lance Bouma	78	16	18	34	54	2	0	0	0	2
Kris Russell	79	4	30	34	17	11	2	5	7	7
David Jones	67	14	16	30	18	11	2	3	5	2
Joe Colborne	64	8	20	28	43	11	1	2	3	20
Mikael Backlund	52	10	17	27	14	11	1	1	2	8
Josh Jooris	60	12	12	24	16	9	0	0	0	4
Mason Raymond	57	12	11	23	8	8	0	2	2	0
Paul Byron	57	6	13	19	8	-	-	-	-	-
Markus Granlund	48	8	10	18	16	3	0	1	1	0
Matt Stajan	59	7	10	17	28	11	1	3	4	21
Deryk Engelland	76	2	9	11	53	11	0	1	1	50
Micheal Ferland	26	2	3	5	16	9	3	2	5	23
Brandon Bollig	62	1	4	5	88	11	2	0	2	38
Raphael Diaz	56	2	2	4	10	3	0	0	0	0
Drew Shore	11	1	2	3	0	1	0	0	0	2
Emile Poirier	6	0	1	1	0	0	0	0	0	0
Ladislav Smid	31	0	1	1	13	0	0	0	0	0
Sam Bennett	1	0	1	1	0	11	3	1	4	8
Corey Potter	6	0	0	0	0	2	0	0	0	0
David Schlemko	19	0	0	0	8	11	0	1	1	2
Max Reinhart	4	0	0	0	0	0	0	0	0	0
Brett Kulak	1	0	0	0	2	0	0	0	0	0
John Ramage	1	0	0	0	0	0	0	0	0	0
Brian McGrattan	8	0	0	0	4	0	0	0	0	0
David Wolf	3	0	0	0	2	1	0	0	0	0
Devin Setoguchi	12	0	0	0	4	0	0	0	0	0
Corban Knight	2	0	0	0	0	-	-	-	-	-
Tyler Wotherspoon	1	0	0	0	0	6	0	0	0	0
BENCH	-	-	-	-	18	-	-	-	-	-
TRADED PLAYERS										
Curtis Glencross	53	9	19	28	39	-	-	-	-	-
Sven Baertschi	15	0	4	4	6	-	-	-	-	-
SHOOTOUT GAME WINNERS	**-**	**4**	**-**	**-**	**-**	**-**	**-**	**-**	**-**	**-**
PENALTY SHOT GOALS	**-**	**0**	**-**	**-**	**-**	**-**	**-**	**-**	**-**	**-**
TOTAL	**82**	**241**	**427**	**668**	**608**	**11**	**27**	**45**	**72**	**209**

GOALTENDER	**GP**	**GAA**	**W**	**L**	**OTL**	**SOL**	**SO**	**GA**	**SA**	**SV%**
Jonas Hiller	52	2.36	26	19	4	2	1	113	1376	.918
PLAYOFFS	**7**	**2.61**	**3**	**3**	**0**	**-**	**0**	**14**	**173**	**.919**
Karri Ramo	34	2.60	15	9	3	1	2	75	852	.912
PLAYOFFS	**7**	**2.86**	**2**	**3**	**0**	**-**	**0**	**16**	**171**	**.906**
Joni Ortio	6	2.52	4	2	0	0	1	14	153	.908
PLAYOFFS	**-**	**-**	**-**	**-**	**-**	**-**	**-**	**-**	**-**	**-**
EMPTY NET GOALS	**-**	**-**	**-**	**-**	**-**	**-**	**-**	**11**	**-**	**-**
SHOOTOUT LOSSES	**-**	**-**	**-**	**-**	**-**	**-**	**-**	**3**	**-**	**-**
TOTAL	**82**	**2.56**	**45**	**30**	**7**	**3**	**4**	**213**	**2381**	**.911**
PLAYOFFS	**14**	**2.74**	**5**	**6**	**0**	**-**	**0**	**30**	**344**	**.913**

REGULAR SEASON

MOST POINTS:
Jiri Hudler, 76

MOST GOALS:
Jiri Hudler, 31
Sean Monahan, 31

MOST ASSISTS:
Jiri Hudler, 45

MOST PENALTY MINUTES:
Brandon Bollig, 88

MOST WINS GOALIE:
Jonas Hiller, 26

PLAYOFFS

MOST POINTS:
Johnny Gaudreau, 9

MOST GOALS:
Johnny Gaudreau, 4
Jiri Hudler, 4

MOST ASSISTS:
Dennis Wideman, 7

MOST PENALTY MINUTES:
Deryk Engelland, 50

MOST WINS GOALIE:
Jonas Hiller, 3

TROPHIES AND AWARDS

JACK ADAMS
Bob Hartley

LADY BYNG
Jiri Hudler

RALPH T. SCURFIELD HUMANITARIAN AWARD
Joe Colborne

J.R. McCAIG MEMORIAL AWARD
Kris Russell

ALL-STAR GAME
Mark Giordano
Johnny Gaudreau

2013–14

Sean Monahan scores 22 goals to pass Iginla's rookie mark of 21 in 1996

	REGULAR SEASON								PLAYOFFS				
COACH	**GP**	**W**	**L**	**OTL**	**SOL**	**PTS**	**GF**	**GA**	**GP**	**W**	**L**	**GF**	**GA**
Bob Hartley	82	35	40	4	3	77	209	241	-	-	-	-	-

Regular Season: 6th Pacific Division, 27th overall.

		REGULAR SEASON					PLAYOFFS				
PLAYER		**GP**	**G**	**A**	**PTS**	**PIM**	**GP**	**G**	**A**	**PTS**	**PIM**
Jiri Hudler		75	17	37	54	16	-	-	-	-	-
Mark Giordano		64	13	33	47	63	-	-	-	-	-
Michael Cammalleri		63	26	19	45	26	-	-	-	-	-
Mikael Backlund		76	18	21	39	32	-	-	-	-	-
Sean Monahan		75	22	12	34	8	-	-	-	-	-
Matt Stajan		63	14	19	33	42	-	-	-	-	-
T.J. Brodie		81	4	27	31	20	-	-	-	-	-
Kris Russell		68	7	22	29	15	-	-	-	-	-
Joe Colborne		80	10	18	28	34	-	-	-	-	-
Curtis Glencross		38	12	12	24	12	-	-	-	-	-
Paul Byron		47	7	14	21	27	-	-	-	-	-
Dennis Wideman		46	4	17	21	18	-	-	-	-	-
David Jones		48	9	8	17	10	-	-	-	-	-
T.J. Galiardi		62	4	13	17	21	-	-	-	-	-
Chris Butler		82	2	14	16	39	-	-	-	-	-
Lance Bouma		78	5	10	15	41	-	-	-	-	-
Sven Baertschi		26	2	9	11	6	-	-	-	-	-
Brian McGrattan		76	4	4	8	100	-	-	-	-	-
Ladislav Smid	CGY	56	1	5	6	62	-	-	-	-	-
	EDM	17	1	1	2	16	-	-	-	-	-
	TOTAL	73	2	6	8	78	-	-	-	-	-
Kevin Westgarth	CGY	36	4	3	7	64	-	-	-	-	-
	CAR	12	0	0	0	4	-	-	-	-	-
	TOTAL	48	4	3	7	68	-	-	-	-	-
Tyler Wotherspoon		14	0	4	4	4	-	-	-	-	-
Markus Granlund		7	2	1	3	0	-	-	-	-	-
Shane O'Brien		45	0	3	3	58	-	-	-	-	-
Chad Billins		10	0	3	3	0	-	-	-	-	-
Blair Jones		14	2	0	2	21	-	-	-	-	-
Kenny Agostino		8	1	1	2	0	-	-	-	-	-
Ben Hanowski		11	0	2	2	2	-	-	-	-	-
Chris Breen		9	0	2	2	5	-	-	-	-	-
Max Reinhart		8	0	2	2	2	-	-	-	-	-
Lane MacDermid	CGY	1	0	0	0	7	-	-	-	-	-
	DAL	6	0	2	2	5	-	-	-	-	-
	TOTAL	7	0	2	2	12	-	-	-	-	-
Corban Knight		7	1	0	1	0	-	-	-	-	-
Johnny Gaudreau		1	1	0	1	0	-	-	-	-	-
Derek Smith		14	0	1	1	2	-	-	-	-	-
Ben Street		13	0	1	1	4	-	-	-	-	-
Bryce Van Brabant		6	0	0	0	2	-	-	-	-	-
Mark Cundari		4	0	0	0	0	-	-	-	-	-
Bill Arnold		1	0	0	0	0	-	-	-	-	-
Joni Ortio (G)		9	0	2	2	0	-	-	-	-	-
Karri Ramo (G)		40	0	1	1	10	-	-	-	-	-
Joey MacDonald (G)		11	0	0	0	2	-	-	-	-	-
TRADED PLAYERS											
Lee Stempniak		52	8	15	23	28	-	-	-	-	-
Tim Jackman		10	1	0	1	41	-	-	-	-	-
SHOOTOUT GAME WINNERS		**-**	**7**	**-**	**-**	**-**	**-**	**-**	**-**	**-**	**-**
PENALTY SHOT GOALS		**-**	**1**	**-**	**-**	**-**	**-**	**-**	**-**	**-**	**-**
TOTAL		**82**	**209**	**355**	**564**	**-**	**-**	**-**	**-**	**-**	**-**

GOALTENDER	**GP**	**GAA**	**W**	**L**	**OTL**	**SOL**	**SO**	**GA**	**SA**	**SV%**
Karri Ramo	40	2.65	17	15	1	3	2	97	1091	.911
Reto Berra	29	2.95	9	17	2	0	0	81	788	.897
Joey MacDonald	11	2.90	5	4	1	0	0	29	264	.890
Joni Ortio	9	2.51	4	4	0	0	0	21	193	.891
EMPTY NET GOALS	**-**	**-**	**-**	**-**	**-**	**-**	**-**	**10**	**-**	**-**
SHOOTOUT LOSSES	**-**	**-**	**-**	**-**	**-**	**-**	**-**	**3**	**-**	**-**
TOTAL	**82**	**2.77**	**35**	**40**	**4**	**3**	**2**	**241**	**2336**	**.902**

REGULAR SEASON

MOST POINTS:
Jiri Hudler, 54

MOST GOALS:
Michael Cammalleri, 26

MOST ASSISTS:
Jiri Hudler, 37

MOST PENALTY MINUTES:
Brian McGrattan, 100

MOST WINS GOALIE:
Karri Ramo, 17

TROPHIES AND AWARDS

RALPH T. SCURFIELD HUMANITARIAN AWARD
Mikael Backlund

J.R. MCCAIG MEMORIAL AWARD
Matt Stajan

2012-13

Kiprusoff retires as the Flames' winningest goalie in franchise history

	REGULAR SEASON								PLAYOFFS				
COACH	**GP**	**W**	**L**	**OTL**	**SOL**	**PTS**	**GF**	**GA**	**GP**	**W**	**L**	**GF**	**GA**
Bob Hartley	48	19	25	1	3	42	128	160	-	-	-	-	-

Regular Season: 4th Northwest Division, 25th overall.

		REGULAR SEASON					PLAYOFFS				
PLAYER		**GP**	**G**	**A**	**PTS**	**PIM**	**GP**	**G**	**A**	**PTS**	**PIM**
Michael Cammalleri		44	13	19	32	25	-	-	-	-	-
Lee Stempniak		47	9	23	32	12	-	-	-	-	-
Alex Tanguay		40	11	16	27	22	-	-	-	-	-
Jiri Hudler		42	10	17	27	22	-	-	-	-	-
Curtis Glencross		40	15	11	26	18	-	-	-	-	-
Matt Stajan		43	5	18	23	26	-	-	-	-	-
Dennis Wideman		46	6	16	22	12	-	-	-	-	-
Roman Cervenka		39	9	8	17	14	-	-	-	-	-
Mikael Backlund		32	8	8	16	29	-	-	-	-	-
Mark Giordano		47	4	11	15	40	-	-	-	-	-
T.J. Brodie		47	2	12	14	8	-	-	-	-	-
Sven Baertschi		20	3	7	10	6	-	-	-	-	-
Steve Begin		36	4	4	8	22	-	-	-	-	-
Chris Butler		44	1	7	8	19	-	-	-	-	-
Roman Horak		20	2	5	7	2	-	-	-	-	-
Tim Jackman		42	1	4	5	76	-	-	-	-	-
Brian McGrattan	CGY	19	3	0	3	49	-	-	-	-	-
	NSH	2	0	0	0	0	-	-	-	-	-
	TOTAL	21	3	0	3	49	-	-	-	-	-
Mark Cundari		4	1	2	3	2	-	-	-	-	-
Maxwell Reinhart		11	1	2	3	4	-	-	-	-	-
Cory Sarich		28	0	2	2	16	-	-	-	-	-
Ben Hanowski		5	1	0	1	0	-	-	-	-	-
Brett Carson		10	0	1	1	0	-	-	-	-	-
Blair Jones		15	0	1	1	10	-	-	-	-	-
Ben Street		6	0	1	1	0	-	-	-	-	-
Derek Smith		22	0	1	1	10	-	-	-	-	-
Paul Byron		4	0	1	1	2	-	-	-	-	-
Anton Babchuk		7	0	1	1	0	-	-	-	-	-
Carter Bancks		2	0	0	0	0	-	-	-	-	-
Akim Aliu		5	0	0	0	14	-	-	-	-	-
TRADED PLAYERS											
Jay Bouwmeester		33	6	9	15	16	-	-	-	-	-
Blake Comeau		33	4	3	7	14	-	-	-	-	-
Jarome Iginla		31	9	13	22	22	-	-	-	-	-
SHOOTOUT GAME WINNERS		-	**0**	-	-	-	-	-	-	-	-
PENALTY SHOT GOALS		-	**0**	-	-	-	-	-	-	-	-
TOTAL		**48**	**128**	**223**	**351**	**512**	-	-	-	-	-

GOALTENDER	**GP**	**MP**	**GAA**	**W**	**L**	**OTL**	**SOL**	**SO**	**GA**	**SA**	**SV%**
Joey MacDonald	21	1148	2.87	8	9	1	1	0	55	562	.902
Miikka Kiprusoff	24	1344	3.44	8	14	0	1	0	77	650	.882
Leland Irving	6	270	3.33	2	1	0	1	0	15	128	.883
Danny Taylor	2	120	3.00	1	1	0	0	0	6	68	.912
EMPTY NET GOALS	-	-	-	-	-	-	-	-	**4**	-	-
SHOOTOUT LOSSES	-	-	-	-	-	-	-	-	**3**	-	-
TOTAL	**48**	**2901**	**3.25**	**19**	**25**	**1**	**3**	**0**	**160**	**1412**	**.889**

REGULAR SEASON

MOST POINTS:
Michael Cammalleri, 32
Lee Stempniak, 32

MOST GOALS:
Curtis Glencross, 15

MOST ASSISTS:
Lee Stempniak, 23

MOST PENALTY MINUTES:
Tim Jackman, 76

MOST WINS GOALIE:
Joey MacDonald, 8
Miikka Kiprusoff, 8

TROPHIES AND AWARDS

RALPH T. SCURFIELD HUMANITARIAN AWARD
Matt Stajan

J.R. McCAIG MEMORIAL AWARD
Lee Stempniak

2011–12

2nd in NW Division | Iginla scores 500th goal | Kiprusoff 300th win

	REGULAR SEASON								PLAYOFFS				
COACH	**GP**	**W**	**L**	**OTL**	**SOL**	**PTS**	**GF**	**GA**	**GP**	**W**	**L**	**GF**	**GA**
Brent Sutter	82	37	29	7	9	90	202	226	-	-	-	-	-

Regular Season: 2nd Northwest Division, 17th overall.

		REGULAR SEASON					PLAYOFFS				
PLAYER		**GP**	**G**	**A**	**PTS**	**PIM**	**GP**	**G**	**A**	**PTS**	**PIM**
Jarome Iginla		82	32	35	67	43	-	-	-	-	-
Olli Jokinen		82	23	38	61	54	-	-	-	-	-
Alex Tanguay		64	13	36	49	28	-	-	-	-	-
Curtis Glencross		67	26	22	48	62	-	-	-	-	-
Michael Cammalleri	CGY	28	11	8	19	16	-	-	-	-	-
	MTL	38	9	13	22	10	-	-	-	-	-
	TOTAL	66	20	21	41	26	-	-	-	-	-
Jay Bouwmeester		82	5	24	29	26	-	-	-	-	-
Lee Stempniak		61	14	14	28	16	-	-	-	-	-
Mark Giordano		61	9	18	27	75	-	-	-	-	-
Matt Stajan		61	8	10	18	29	-	-	-	-	-
Blake Comeau	CGY	58	5	10	15	24	-	-	-	-	-
	NYI	16	0	0	0	6	-	-	-	-	-
	TOTAL	74	5	10	15	30	-	-	-	-	-
Chris Butler		68	2	13	15	34	-	-	-	-	-
T.J. Brodie		54	2	12	14	14	-	-	-	-	-
Tom Kostopoulos		81	4	8	12	57	-	-	-	-	-
Scott Hannan		78	2	10	12	38	-	-	-	-	-
Mikael Backlund		41	4	7	11	16	-	-	-	-	-
Roman Horak		61	3	8	11	14	-	-	-	-	-
Derek Smith		47	2	9	11	12	-	-	-	-	-
Anton Babchuk		32	2	8	10	6	-	-	-	-	-
David Moss		32	2	7	9	12	-	-	-	-	-
Blair Jones	CGY	21	1	3	4	8	-	-	-	-	-
	TBL	22	2	2	4	10	-	-	-	-	-
	TOTAL	43	3	5	8	18	-	-	-	-	-
Cory Sarich		62	1	6	7	66	-	-	-	-	-
Tim Jackman		75	1	6	7	94	-	-	-	-	-
Paul Byron		22	3	2	5	2	-	-	-	-	-
Sven Baertschi		5	3	0	3	4	-	-	-	-	-
Akim Aliu		2	2	1	3	12	-	-	-	-	-
Lance Bouma		27	1	2	3	11	-	-	-	-	-
Krys Kolanos		13	0	1	1	2	-	-	-	-	-
Raitis Ivanans		1	0	0	0	0	-	-	-	-	-
Brett Carson		2	0	0	0	0	-	-	-	-	-
Greg Nemisz		9	0	0	0	0	-	-	-	-	-
BENCH		-	-	-	-	20	-	-	-	-	-
TRADED PLAYERS											
Rene Bourque		38	13	3	16	41	-	-	-	-	-
Brendan Morrison		28	4	7	11	6	-	-	-	-	-
Niklas Hagman		8	1	3	4	2	-	-	-	-	-
SHOOTOUT GAME WINNERS		**-**	**3**	**-**	**-**	**-**	**-**	**-**	**-**	**-**	**-**
PENALTY SHOT GOALS		**-**	**2**	**-**	**-**	**-**	**-**	**-**	**-**	**-**	**-**
TOTAL		**82**	**202**	**324**	**526**	**885**	**-**	**-**	**-**	**-**	**-**

GOALTENDER	**GP**	**MP**	**GAA**	**W**	**L**	**OTL**	**SOL**	**SO**	**GA**	**SA**	**SV%**
Miikka Kiprusoff	70	4128	2.35	35	22	3	8	4	162	2040	.921
Henrik Karlsson	9	454	3.17	1	4	2	0	0	24	239	.900
Leland Irving	7	394	3.20	1	3	2	1	0	21	239	.912
EMPTY NET GOALS	**-**	**-**	**-**	**-**	**-**	**-**	**-**	**-**	**10**	**-**	**-**
SHOOTOUT LOSSES	**-**	**-**	**-**	**-**	**-**	**-**	**-**	**-**	**9**	**-**	**-**
TOTAL	**82**	**5008**	**2.60**	**37**	**29**	**7**	**9**	**4**	**226**	**2528**	**.914**

REGULAR SEASON

MOST POINTS:
Jarome Iginla, 67

MOST GOALS:
Jarome Iginla, 32

MOST ASSISTS:
Olli Jokinen, 38

MOST PENALTY MINUTES:
Tim Jackman, 94

MOST WINS GOALIE:
Miikka Kiprusoff, 35

TROPHIES AND AWARDS

RALPH T. SCURFIELD HUMANITARIAN AWARD
Curtis Glencross

J.R. McCAIG MEMORIAL AWARD
Mark Giordano

ALL-STAR GAME
Jarome Iginla

2010–11

Flames hit 40-win mark for 7th consecutive season
Iginla reaches the 1,000 point mark

	REGULAR SEASON								PLAYOFFS				
COACH	**GP**	**W**	**L**	**OTL**	**SOL**	**PTS**	**GF**	**GA**	**GP**	**W**	**L**	**GF**	**GA**
Brent Sutter	82	41	29	5	7	94	250	237	-	-	-	-	-

Regular Season: 2nd Northwest Division, 17th overall.

		REGULAR SEASON					PLAYOFFS				
PLAYER		**GP**	**G**	**A**	**PTS**	**PIM**	**GP**	**G**	**A**	**PTS**	**PIM**
Jarome Iginla		82	43	43	86	40	-	-	-	-	-
Alex Tanguay		79	22	47	69	24	-	-	-	-	-
Olli Jokinen		79	17	37	54	44	-	-	-	-	-
Rene Bourque		80	27	23	50	42	-	-	-	-	-
Curtis Glencross		79	24	19	43	59	-	-	-	-	-
Brendan Morrison		66	9	34	43	16	-	-	-	-	-
Mark Giordano		82	8	35	43	67	-	-	-	-	-
Anton Babchuk	CGY	65	8	19	27	20	-	-	-	-	-
	CAR	17	3	5	8	12	-	-	-	-	-
	TOTAL	82	11	24	35	32	-	-	-	-	-
Matt Stajan		76	6	25	31	32	-	-	-	-	-
David Moss		58	17	13	30	18	-	-	-	-	-
Niklas Hagman		71	11	16	27	24	-	-	-	-	-
Mikael Backlund		73	10	15	25	18	-	-	-	-	-
Jay Bouwmeester		82	4	20	24	44	-	-	-	-	-
Tim Jackman		82	10	13	23	86	-	-	-	-	-
Tom Kostopoulos	CGY	59	7	7	14	44	-	-	-	-	-
	CAR	17	1	3	4	30	-	-	-	-	-
	TOTAL	76	8	10	18	74	-	-	-	-	-
Cory Sarich		76	4	13	17	75	-	-	-	-	-
Robyn Regehr		79	2	15	17	58	-	-	-	-	-
Freddy Modin	CGY	4	0	0	0	2	-	-	-	-	-
	ATL	36	7	3	10	12	-	-	-	-	-
	TOTAL	40	7	3	10	12	-	-	-	-	-
Steve Staios		39	3	7	10	24	-	-	-	-	-
Adam Pardy		30	1	6	7	24	-	-	-	-	-
Ales Kotalik		26	4	2	6	8	-	-	-	-	-
Craig Conroy		18	2	0	2	8	-	-	-	-	-
Stefan Meyer		16	0	2	2	17	-	-	-	-	-
Brendan Mikkelson	CGY	19	0	1	1	2	-	-	-	-	-
	ANA	5	0	1	1	7	-	-	-	-	-
	TOTAL	24	0	2	2	9	-	-	-	-	-
Lance Bouma		16	0	1	1	2	-	-	-	-	-
Greg Nemisz		6	0	1	1	0	-	-	-	-	-
Daymond Langkow		4	0	1	1	0	-	-	-	-	-
Brett Carson	CGY	6	0	0	0	0	-	-	-	-	-
	CAR	13	0	0	0	4	-	-	-	-	-
	TOTAL	19	0	0	0	4	-	-	-	-	-
T.J. Brodie		3	0	0	0	2	-	-	-	-	-
Raitis Ivanans		1	0	0	0	5	-	-	-	-	-
BENCH		-	-	-	-	18	-	-	-	-	-
TRADED PLAYERS											
Brett Sutter		4	0	1	1	5	-	-	-	-	-
Ian White		16	2	4	6	6	-	-	-	-	-
SHOOTOUT GAME WINNERS		**-**	**9**	**-**	**-**	**-**	**-**	**-**	**-**	**-**	**-**
PENALTY SHOT GOALS		**-**	**1**	**-**	**-**	**-**	**-**	**-**	**-**	**-**	**-**
TOTAL		**82**	**250**	**415**	**665**	**836**	**-**	**-**	**-**	**-**	**-**

GOALTENDER	**GP**	**MP**	**GAA**	**W**	**L**	**OTL**	**SOL**	**SO**	**GA**	**SA**	**SV%**
Miikka Kiprusoff	71	4155:39	2.63	37	24	2	4	6	182	1935	.906
Henrik Karlsson	17	837:33	2.58	4	5	3	3	0	36	391	.908
EMPTY NET GOALS	**-**	**-**	**-**	**-**	**-**	**-**	**-**	**-**	**12**	**-**	**-**
SHOOTOUT LOSSES	**-**	**-**	**-**	**-**	**-**	**-**	**-**	**-**	**7**	**-**	**-**
TOTAL	**82**	**5019**	**2.75**	**41**	**29**	**5**	**7**	**6**	**237**	**2326**	**.902**

REGULAR SEASON

MOST POINTS:
Jarome Iginla, 86

MOST GOALS:
Jarome Iginla, 43

MOST ASSISTS:
Alex Tanguay, 47

MOST PENALTY MINUTES:
Tim Jackman, 86

MOST WINS GOALIE:
Miikka Kiprusoff, 37

TROPHIES AND AWARDS

RALPH T. SCURFIELD HUMANITARIAN AWARD
Cory Sarich

J.R. McCAIG MEMORIAL AWARD
Tim Jackman

MOLSON CUP
Jarome Iginla

2009–10

Flames break 40-win mark for 6th consecutive season

	REGULAR SEASON								PLAYOFFS				
COACH	**GP**	**W**	**L**	**OTL**	**SOL**	**PTS**	**GF**	**GA**	**GP**	**W**	**L**	**GF**	**GA**
Brent Sutter	82	40	32	3	7	90	204	210	-	-	-	-	-

Regular Season: 3rd Northwest Division, 16th overall.

		REGULAR SEASON					PLAYOFFS				
PLAYER		**GP**	**G**	**A**	**PTS**	**PIM**	**GP**	**G**	**A**	**PTS**	**PIM**
Jarome Iginla		82	32	37	69	58	-	-	-	-	-
Rene Bourque		73	27	31	58	88	-	-	-	-	-
Matt Stajan	TOR	55	16	25	41	30	-	-	-	-	-
	CGY	27	3	13	16	2	-	-	-	-	-
	TOTAL	82	19	38	57	32	-	-	-	-	-
Niklas Hagman	TOR	55	20	13	33	23	-	-	-	-	-
	CGY	27	5	6	11	2	-	-	-	-	-
	TOTAL	82	25	19	44	25	-	-	-	-	-
Ian White	TOR	56	9	17	26	39	-	-	-	-	-
	CGY	27	4	8	12	12	-	-	-	-	-
	TOTAL	83	13	25	38	51	-	-	-	-	-
Daymond Langkow		72	14	23	37	30	-	-	-	-	-
Curtis Glencross		67	15	18	33	58	-	-	-	-	-
Nigel Dawes		66	14	18	32	18	-	-	-	-	-
Mark Giordano		82	11	19	30	81	-	-	-	-	-
Jay Bouwmeester		82	3	26	29	48	-	-	-	-	-
Ales Kotalik	NYR	45	8	14	22	38	-	-	-	-	-
	CGY	26	3	2	5	29	-	-	-	-	-
	TOTAL	71	11	16	27	67	-	-	-	-	-
Eric Nystrom		82	11	8	19	54	-	-	-	-	-
David Moss		64	8	9	17	20	-	-	-	-	-
Christopher Higgins	NYR	55	6	8	14	32	-	-	-	-	-
	CGY	12	2	1	3	0	-	-	-	-	-
	TOTAL	67	8	9	17	32	-	-	-	-	-
Robyn Regehr		81	2	15	17	80	-	-	-	-	-
Craig Conroy		63	3	12	15	25	-	-	-	-	-
Jamal Mayers	TOR	44	2	6	8	78	-	-	-	-	-
	CGY	27	1	5	6	53	-	-	-	-	-
	TOTAL	71	3	11	14	131	-	-	-	-	-
Mikael Backlund		23	1	9	10	6	-	-	-	-	-
Steve Staios	EDM	40	0	7	7	59	-	-	-	-	-
	CGY	18	1	2	3	16	-	-	-	-	-
	TOTAL	58	1	9	10	75	-	-	-	-	-
Adam Pardy		57	2	7	9	48	-	-	-	-	-
Cory Sarich		57	1	5	6	58	-	-	-	-	-
Brian McGrattan		34	1	3	4	86	-	-	-	-	-
Staffan Kronwall		11	1	2	3	2	-	-	-	-	-
Jason Jaffray		3	0	0	0	0	-	-	-	-	-
Brett Sutter		10	0	0	0	5	-	-	-	-	-
BENCH		-	-	-	-	14	-	-	-	-	-
TRADED PLAYERS											
Olli Jokinen		56	11	24	35	53	-	-	-	-	-
Dion Phaneuf		55	10	12	22	49	-	-	-	-	-
Dustin Boyd		60	8	11	19	15	-	-	-	-	-
Jamie Lundmark		21	4	5	9	4	-	-	-	-	-
Fredrik Sjostrom		46	1	5	6	8	-	-	-	-	-
Brandon Prust		43	1	4	5	98	-	-	-	-	-
Aaron Johnson		22	1	2	3	19	-	-	-	-	-
SHOOTOUT GAME WINNERS		**-**	**3**	**-**	**-**	**-**	**-**	**-**	**-**	**-**	**-**
PENALTY SHOT GOALS		**-**	**0**	**-**	**-**	**-**	**-**	**-**	**-**	**-**	**-**
TOTAL		**82**	**204**	**342**	**546**	**1129**	**-**	**-**	**-**	**-**	**-**

GOALTENDER	**GP**	**MP**	**GAA**	**W**	**L**	**OTL**	**SOL**	**SO**	**GA**	**SA**	**SV%**
Miikka Kiprusoff	73	4235:19	2.31	35	28	3	7	4	163	2035	.920
Curtis McElhinney	10	502:29	3.23	3	4	0	0	0	27	235	.885
Vesa Toskala	6	211:55	2.26	2	0	0	0	0	8	97	.918
EMPTY NET GOALS	**-**	**-**	**-**	**-**	**-**	**-**	**-**	**-**	**5**	**-**	**-**
SHOOTOUT LOSSES	**-**	**-**	**-**	**-**	**-**	**-**	**-**	**-**	**7**	**-**	**-**
TOTAL	**82**	**4980**	**2.45**	**40**	**32**	**3**	**7**	**4**	**210**	**2367**	**.914**

REGULAR SEASON

MOST POINTS:
Jarome Iginla, 69

MOST GOALS:
Jarome Iginla, 32

MOST ASSISTS:
Matt Stajan, 38

MOST PENALTY MINUTES:
Jamal Mayers, 131

MOST WINS GOALIE:
Miikka Kiprusoff, 35

TROPHIES AND AWARDS

RALPH T. SCURFIELD HUMANITARIAN AWARD
Craig Conroy

J.R. McCAIG MEMORIAL AWARD
Daymond Langkow

MOLSON CUP
Miikka Kiprusoff

2008-09

Iginla wins Messier Leadership Award and
1st Team All-Star Kiprusoff leads NHL with 45 wins

	REGULAR SEASON								PLAYOFFS				
COACH	**GP**	**W**	**L**	**OTL**	**SOL**	**PTS**	**GF**	**GA**	**GP**	**W**	**L**	**GF**	**GA**
Mike Keenan	82	46	30	4	2	98	254	248	6	2	4	16	21

Regular Season: 2nd Northwest Division, 10th overall. Playoffs: Conference Quarter-Finals — lost series to Chicago 4-2.

		REGULAR SEASON					PLAYOFFS				
PLAYER		**GP**	**G**	**A**	**PTS**	**PIM**	**GP**	**G**	**A**	**PTS**	**PIM**
Jarome Iginla		82	35	54	89	37	6	3	1	4	0
Michael Cammalleri		81	39	43	82	44	6	1	2	3	2
Olli Jokinen	PHX	57	21	21	42	49	-	-	-	-	-
	CGY	19	8	7	15	18	6	2	3	5	4
	TOTAL	76	29	28	57	67	6	2	3	5	4
Daymond Langkow		73	21	28	49	20	6	0	3	3	2
Craig Conroy		82	12	36	48	28	6	0	1	1	0
Dion Phaneuf		80	11	36	47	100	5	0	3	3	4
Todd Bertuzzi		66	15	29	44	74	6	1	1	2	8
Curtis Glencross		74	13	27	40	42	6	0	3	3	12
Rene Bourque		58	21	19	40	70	5	1	0	1	22
David Moss		81	20	19	39	22	6	3	0	3	0
Adrian Aucoin		81	10	24	34	46	6	2	1	3	2
Jordan Leopold	COL	64	6	14	20	18	-	-	-	-	-
	CGY	19	1	3	4	6	6	0	1	1	8
	TOTAL	83	7	17	24	24	6	0	1	1	8
Dustin Boyd		71	11	11	22	10	5	1	0	1	0
Cory Sarich		76	2	18	20	112	5	0	1	1	4
Mark Giordano		58	2	17	19	59	-	-	-	-	-
Jamie Lundmark		27	8	8	16	17	2	0	0	0	0
Eric Nystrom		76	5	5	10	89	6	2	2	4	0
Adam Pardy		60	1	9	10	69	6	0	2	2	5
Robyn Regehr		75	0	8	8	73	-	-	-	-	-
Jim Vandermeer		45	1	6	7	108	6	0	1	1	4
Wayne Primeau		24	0	4	4	14	-	-	-	-	-
Andre Roy		44	3	0	3	83	2	0	0	0	0
Matt Pelech		5	0	3	3	9	-	-	-	-	-
David Van Der Gulik		6	0	2	2	0	-	-	-	-	-
Warren Peters		16	1	0	1	12	4	0	0	0	0
Brett Sutter		4	1	0	1	2	-	-	-	-	-
John Negrin		3	0	1	1	2	-	-	-	-	-
Kris Chucko		2	0	0	0	2	-	-	-	-	-
Mikael Backlund		1	0	0	0	0	-	-	-	-	-
Kyle Greentree		2	0	0	0	0	-	-	-	-	-
Anders Eriksson		0	0	0	0	0	2	0	0	0	0
BENCH		82	-	-	-	18	-	-	-	-	-
TRADED PLAYERS		**75**	**10**	**22**	**32**	**109**	**-**	**-**	**-**	**-**	**-**
SHOOTOUT GAME WINNERS		**-**	**3**	**-**	**-**	**-**	**-**	**-**	**-**	**-**	**-**
PENALTY SHOT GOALS		**-**	**0**	**-**	**-**	**-**	**-**	**-**	**-**	**-**	**-**
TOTAL		**82**	**254**	**439**	**693**	**1299**	**6**	**16**	**29**	**45**	**89**

GOALTENDER	**GP**	**MP**	**GAA**	**W**	**L**	**OTL**	**SOL**	**SO**	**GA**	**SA**	**SV%**
Miikka Kiprusoff	76	4417:59	2.84	45	24	3	2	4	209	2155	.903
PLAYOFFS	**6**	**323:49**	**3.52**	**2**	**4**	**0**	**-**	**0**	**19**	**164**	**.884**
Curtis McElhinney	14	517:53	3.59	1	6	1	0	0	31	280	.889
PLAYOFFS	**1**	**33:46**	**1.76**	**0**	**0**	**0**	**-**	**0**	**1**	**10**	**.900**
EMPTY NET GOALS	**-**	**-**	**-**	**-**	**-**	**-**	**-**	**-**	**6**	**-**	**-**
EMPTY NET GOALS	**-**	**-**	**-**	**-**	**-**	**-**	**-**	**-**	**1**	**-**	**-**
SHOOTOUT LOSSES	**-**	**-**	**-**	**-**	**-**	**-**	**-**	**-**	**2**	**-**	**-**
TOTAL	**82**	**4964**	**2.97**	**46**	**30**	**4**	**2**	**4**	**248**	**2435**	**.899**
PLAYOFFS	**6**	**360**	**3.50**	**2**	**4**	**0**	**-**	**0**	**21**	**175**	**.880**

REGULAR SEASON

MOST POINTS:
Jarome Iginla, 89

MOST GOALS:
Michael Cammalleri, 39

MOST ASSISTS:
Jarome Iginla, 54

MOST PENALTY MINUTES:
Cory Sarich, 112

MOST WINS GOALIE:
Miikka Kiprusoff, 45

PLAYOFFS

MOST POINTS:
Olli Jokinen, 5

MOST GOALS:
Jarome Iginla, 3
David Moss, 3

MOST ASSISTS:
Curtis Glencross, 3
Olli Jokinen, 3
Daymond Langkow, 3
Dion Phaneuf, 3

MOST PENALTY MINUTES:
Rene Bourque, 22

TROPHIES AND AWARDS

RALPH T. SCURFIELD HUMANITARIAN AWARD
David Moss

J.R. McCAIG MEMORIAL AWARD
Craig Conroy

MOLSON CUP
Miikka Kiprusoff

ALL-STAR GAME
Jarome Iginla

2007–08

Iginla leads team with 50 goals and 98 points
Phaneuf and Iginla named All-Stars

	REGULAR SEASON							PLAYOFFS				
COACH	**GP**	**W**	**L**	**OTL**	**PTS**	**GF**	**GA**	**GP**	**W**	**L**	**GF**	**GA**
Mike Keenan	82	42	30	10	94	229	227	7	3	4	17	19

Regular Season: 3rd Northwest Division, 14th overall. Playoffs: Conference Quarter-Finals — lost series to San Jose 4-3.

		REGULAR SEASON					PLAYOFFS				
PLAYER		**GP**	**G**	**A**	**PTS**	**PIM**	**GP**	**G**	**A**	**PTS**	**PIM**
Jarome Iginla		82	50	48	98	83	7	4	5	9	2
Kristian Huselius		81	25	41	66	40	7	0	4	4	6
Daymond Langkow		80	30	35	65	19	7	3	2	5	0
Dion Phaneuf		82	17	43	60	182	7	3	4	7	4
Alex Tanguay		78	18	40	58	48	7	0	4	4	4
Matthew Lombardi		82	14	22	36	67	7	0	0	0	4
Adrian Aucoin		76	10	25	35	37	7	0	3	3	4
Craig Conroy		79	12	22	34	71	7	0	2	2	8
Owen Nolan		77	16	16	32	71	7	3	2	5	2
Robyn Regehr		82	5	15	20	79	7	0	2	2	2
Anders Eriksson		61	1	17	18	36	3	0	1	1	2
James Vandermeer	CHI	26	2	7	9	44	-	-	-	-	-
	PHI	28	1	5	6	27	-	-	-	-	-
	CGY	21	0	2	2	39	7	0	0	0	4
	TOTAL	75	3	14	17	110	7	0	0	0	4
Dustin Boyd		48	7	5	12	6	0	0	0	0	0
Stephane Yelle		74	3	9	12	20	7	0	2	2	6
David Moss		41	4	7	11	10	5	1	1	2	4
Eric Nystrom		44	3	7	10	48	7	0	0	0	2
Wayne Primeau		43	3	7	10	26	7	1	0	1	4
Cory Sarich		80	2	5	7	135	7	0	1	1	4
Marcus Nilson		47	3	2	5	4	2	0	0	0	0
Mark Smith		54	1	3	4	59	0	0	0	0	0
Rhett Warrener		31	1	3	4	21	0	0	0	0	0
Eric Godard		74	1	1	2	171	5	0	0	0	2
David Hale		58	0	2	2	46	6	0	0	0	2
Tim Ramholt		1	0	0	0	0	0	0	0	0	0
BENCH		82	-	-	-	14	7	-	-	-	2
TRADED PLAYERS		-	-	-	-	-	-	-	-	-	-
SHOOTOUT GAME WINNERS		-	3	-	-	-	-	-	-	-	-
PENALTY SHOT GOALS		-	0	-	-	-	-	-	-	-	-
TOTAL		**82**	**229**	**379**	**608**	**1342**	**7**	**17**	**31**	**48**	**68**

GOALTENDER	**GP**	**MP**	**GAA**	**W**	**L**	**OTL**	**SOL**	**SO**	**GA**	**SA**	**SV%**
Miikka Kiprusoff	76	4398	2.69	39	26	7	3	2	197	2096	.906
PLAYOFFS	**7**	**336**	**3.21**	**2**	**4**	**0**	**-**	**1**	**18**	**196**	**.908**
Curtis Joseph	9	399	2.55	3	2	0	0	0	17	181	.906
PLAYOFFS	**2**	**79**	**0.76**	**1**	**0**	**0**	**-**	**0**	**1**	**33**	**.970**
Curtis McElhinney	5	150	2.00	0	2	0	0	0	5	51	.902
Matt Keetley	1	9	0.00	0	0	0	0	0	0	2	1.000
EMPTY NET GOALS	-	-	-	-	-	-	-	-	**5**	-	-
EMPTY NET GOALS	-	-	-	-	-	-	-	-	**0**	-	-
SHOOTOUT LOSSES	-	-	-	-	-	-	-	-	**3**	-	-
TOTAL	**82**	**4975**	**2.70**	**42**	**30**	**7**	**3**	**2**	**227**	**2335**	**.904**
PLAYOFFS	**7**	**415**	**2.75**	**3**	**4**	**0**	**-**	**1**	**19**	**229**	**.917**

REGULAR SEASON

MOST POINTS:
Jarome Iginla, 98

MOST GOALS:
Jarome Iginla, 50

MOST ASSISTS:
Jarome Iginla, 48

MOST PENALTY MINUTES:
Dion Phaneuf, 182

MOST WINS GOALIE:
Miikka Kiprusoff, 39

PLAYOFFS

MOST POINTS:
Jarome Iginla, 9

MOST GOALS:
Jarome Iginla, 4

MOST ASSISTS:
Jarome Iginla, 5

MOST PENALTY MINUTES:
Craig Conroy, 8

TROPHIES AND AWARDS

RALPH T. SCURFIELD HUMANITARIAN AWARD
Dion Phaneuf

J.R. McCAIG MEMORIAL AWARD
Jarome Iginla

MOLSON CUP
Jarome Iginla

ALL-STAR GAME
Jarome Iginla, Captain
Dion Phaneuf

2006–07

Three 30-goal scorers | Phaneuf and Kiprusoff voted All-Stars

	REGULAR SEASON							PLAYOFFS				
COACH	**GP**	**W**	**L**	**OTL**	**PTS**	**GF**	**GA**	**GP**	**W**	**L**	**GF**	**GA**
Jim Playfair	82	43	29	10	96	258	226	6	2	4	10	18

Regular Season: 3rd Northwest Division, 13th overall. Playoffs: Conference Quarter-Finals — lost series to Detroit 4-2.

		REGULAR SEASON					PLAYOFFS				
PLAYER		**GP**	**G**	**A**	**PTS**	**PIM**	**GP**	**G**	**A**	**PTS**	**PIM**
Jarome Iginla		70	39	55	94	40	6	2	2	4	12
Alex Tanguay		81	22	59	81	44	6	1	3	4	8
Kristian Huselius		81	34	43	77	26	6	0	2	2	4
Daymond Langkow		81	33	44	77	44	6	2	2	4	4
Dion Phaneuf		79	17	33	50	98	6	1	0	1	7
Matthew Lombardi		81	20	26	46	48	6	1	1	2	0
Roman Hamrlik		75	7	31	38	88	6	0	1	1	8
Craig Conroy	LAK	52	5	11	16	38	-	-	-	-	-
	CGY	28	8	13	21	18	6	1	1	2	8
	TOTAL	80	13	24	37	56	6	1	1	2	8
Tony Amonte		81	10	20	30	40	6	0	1	1	0
Stephane Yelle		56	10	14	24	32	6	0	0	0	2
Wayne Primeau	BOS	51	7	8	15	75	-	-	-	-	-
	CGY	27	3	4	7	36	6	0	2	2	14
	TOTAL	78	10	12	22	111	6	0	2	2	14
Brad Stuart	BOS	48	7	10	17	26	-	-	-	-	-
	CGY	27	0	5	5	18	6	0	1	1	6
	TOTAL	75	7	15	22	44	6	0	1	1	6
Robyn Regehr		78	2	19	21	75	1	0	0	0	0
David Moss		41	10	8	18	12	6	0	1	1	0
Mark Giordano		48	7	8	15	36	0	0	0	0	0
Marcus Nilson		63	5	10	15	27	6	0	0	0	2
Byron Ritchie		64	8	6	14	68	1	0	0	0	10
Jeff Friesen		72	6	6	12	34	5	0	0	0	2
Rhett Warrener		62	4	6	10	67	6	0	0	0	10
Andrei Zyuzin		49	1	5	6	30	5	1	0	1	2
Dustin Boyd		13	2	2	4	4	-	-	-	-	-
Richie Regehr		6	1	1	2	0	-	-	-	-	-
Eric Godard		19	0	1	1	50	-	-	-	-	-
David Hale	NJD	43	0	1	1	26	-	-	-	-	-
	CGY	11	0	0	0	10	2	0	0	0	6
	TOTAL	54	0	1	1	36	2	0	0	0	6
Tomi Maki		1	0	0	0	0	-	-	-	-	-
Carsen Germyn		2	0	0	0	0	-	-	-	-	-
Darren McCarty		32	0	0	0	58	-	-	-	-	-
Brad Ference		5	0	0	0	2	-	-	-	-	-
Brandon Prust		10	0	0	0	25	-	-	-	-	-
Miikka Kiprusoff		74	0	0	0	2	6	0	0	0	0
Jamie McLennan		9	0	0	0	16	1	0	0	0	12
BENCH		82	-	-	-	22	7	-	-	-	0
TRADED PLAYERS		**133**	**6**	**27**	**33**	**134**	**-**	**-**	**-**	**-**	**-**
SHOOTOUT GAME WINNERS		**-**	**3**	**-**	**-**	**-**	**-**	**-**	**-**	**-**	**-**
PENALTY SHOT GOALS		**-**	**0**	**-**	**-**		**-**	**-**	**-**	**-**	**-**
TOTAL		**82**	**258**	**447**	**705**	**1204**	**6**	**10**	**17**	**27**	**117**

GOALTENDER	**GP**	**MP**	**GAA**	**W**	**L**	**OTL**	**SOL**	**SO**	**GA**	**SA**	**SV%**
Miikka Kiprusoff	74	4419	2.46	40	24	5	4	7	181	2190	.917
PLAYOFFS	**6**	**384**	**2.81**	**2**	**4**	**0**	**-**	**0**	**18**	**255**	**.929**
Jamie McLennan	9	533	3.60	3	5	0	1	0	32	304	.895
PLAYOFFS	**1**	**1**	**0.00**	**0**	**0**	**-**	**-**	**0**	**0**	**0**	**-**
EMPTY NET GOALS	**-**	**-**	**-**	**-**	**-**	**-**	**-**	**-**	**8**	**-**	**-**
EMPTY NET GOALS	**-**	**-**	**-**	**-**	**-**	**-**	**-**	**-**	**0**	**-**	**-**
SHOOTOUT LOSSES	**-**	**-**	**-**	**-**	**-**	**-**	**-**	**-**	**5**	**-**	**-**
TOTAL	**82**	**4952**	**2.58**	**43**	**29**	**10**	**5**	**10**	**226**	**2749**	**.914**
PLAYOFFS	**6**	**385**	**2.81**	**2**	**4**	**0**	**-**	**0**	**18**	**255**	**.929**

REGULAR SEASON

MOST POINTS:
Jarome Iginla, 94

MOST GOALS:
Jarome Iginla, 39

MOST ASSISTS:
Alex Tanguay, 59

MOST PENALTY MINUTES:
Dion Phaneuf, 98

MOST WINS GOALIE:
Miikka Kiprusoff, 40

PLAYOFFS

MOST POINTS:
Jarome Iginla, 4
Daymond Langkow, 4
Alex Tanguay, 4

MOST GOALS:
Jarome Iginla, 2
Daymond Langkow, 2

MOST ASSISTS:
Alex Tanguay, 3

MOST PENALTY MINUTES:
Wayne Primeau, 14

TROPHIES AND AWARDS

RALPH T. SCURFIELD HUMANITARIAN AWARD
Rhett Warrener

J.R. McCAIG MEMORIAL AWARD
Stephane Yelle

MOLSON CUP
Miikka Kiprusoff

2005-06

Kiprusoff wins Vezina and Jennings trophies

	REGULAR SEASON							PLAYOFFS				
COACH	**GP**	**W**	**L**	**OTL**	**PTS**	**GF**	**GA**	**GP**	**W**	**L**	**GF**	**GA**
Darryl Sutter	82	46	25	11	103	218	200	7	3	4	16	17

Regular Season: 1st Northwest Division, 7th overall. Playoffs: Conference Quarter-Finals — lost series to Anaheim 4-3.

		REGULAR SEASON					PLAYOFFS				
PLAYER		**GP**	**G**	**A**	**PTS**	**PIM**	**GP**	**G**	**A**	**PTS**	**PIM**
Jarome Iginla		82	35	32	67	86	7	5	3	8	11
Daymond Langkow		82	25	34	59	46	7	1	5	6	6
Dion Phaneuf		82	20	29	49	93	7	1	0	1	7
Kristian Huselius	FLA	24	5	3	8	4	-	-	-	-	-
	CGY	54	15	24	39	36	7	2	4	6	4
	TOTAL	78	20	27	47	40	7	2	4	6	4
Tony Amonte		80	14	28	42	43	7	2	1	3	10
Chuck Kobasew		77	20	11	31	64	7	1	0	1	0
Andrew Ference		82	4	27	31	85	7	0	4	4	12
Jamie Lundmark	NYR	3	1	0	1	6	-	-	-	-	-
	PHX	38	5	13	18	36	-	-	-	-	-
	CGY	12	4	6	10	20	4	0	1	1	7
	TOTAL	53	10	19	29	62	4	0	1	1	7
Mike Leclerc	PHX	35	9	12	21	29	-	-	-	-	-
	CGY	15	1	4	5	8	3	0	0	0	2
	TOTAL	50	10	16	26	37	3	0	0	0	2
Roman Hamrlik		51	7	19	26	56	7	0	2	2	2
Robyn Regehr		68	6	20	26	67	7	1	3	4	6
Matthew Lombardi		55	6	20	26	48	7	0	2	2	2
Chris Simon		72	8	14	22	94	6	0	1	1	7
Shean Donovan		80	9	11	20	82	7	0	0	0	6
Jordan Leopold		74	2	18	20	68	7	0	1	1	4
Stephane Yelle		74	4	14	18	48	7	1	0	1	8
Marcus Nilson		70	6	11	17	32	-	-	-	-	-
Darren McCarty		67	7	6	13	117	7	2	0	2	15
Byron Ritchie		45	4	2	6	69	7	0	0	0	0
Rhett Warrener		61	3	3	6	54	7	0	0	0	14
Craig MacDonald		25	3	2	5	8	1	0	0	0	0
Cale Hulse	PHX	0	0	0	0	0	-	-	-	-	-
	CBJ	27	0	3	3	43	-	-	-	-	-
	CGY	12	0	1	1	20	-	-	-	-	-
	TOTAL	39	0	4	4	63	-	-	-	-	-
Bryan Marchment		37	1	2	3	75	-	-	-	-	-
Richie Regehr		14	0	2	2	6	-	-	-	-	-
Mark Giordano		7	0	1	1	8	-	-	-	-	-
Eric Nystrom		2	0	0	0	0	-	-	-	-	-
Carsen Germyn		2	0	0	0	0	-	-	-	-	-
Lynn Loyns		1	0	0	0	0	-	-	-	-	-
BENCH		82	0	0	0	18	7	0	0	0	4
TRADED PLAYERS		**92**	**12**	**21**	**33**	**100**	**-**	**-**	**-**	**-**	**-**
SHOOTOUT GAME WINNERS		**-**	**2**	**-**	**-**	**-**	**-**	**-**	**-**	**-**	**-**
PENALTY SHOT GOALS		**-**	**2**	**-**	**-**		**-**	**-**	**-**	**-**	**-**
TOTAL		**82**	**218**	**362**	**580**	**1451**	**7**	**16**	**27**	**42**	**127**

GOALTENDER	**GP**	**MP**	**GAA**	**W**	**L**	**OTL**	**SOL**	**SO**	**GA**	**SA**	**SV%**
Miikka Kiprusoff	74	4380	2.07	42	20	4	7	10	151	1951	.923
PLAYOFFS	**7**	**428**	**2.24**	**3**	**4**	**-**	**-**	**0**	**16**	**202**	**.921**
Brian Boucher	3	182	4.95	1	2	0	0	0	15	103	.854
TRADED GOALIE	**8**	**402**	**3.28**	**3**	**3**	**0**	**0**	**0**	**22**	**202**	**.891**
EMPTY NET GOALS	**-**	**-**	**-**	**-**	**-**	**-**	**-**	**-**	**5**	**-**	**-**
EMPTY NET GOALS	**-**	**-**	**-**	**-**	**-**	**-**	**-**	**-**	**1**	**-**	**-**
SHOOTOUT LOSSES	**-**	**-**	**-**	**-**	**-**	**-**	**-**	**-**	**7**	**-**	**-**
TOTAL	**82**	**4984**	**2.32**	**46**	**25**	**11**	**7**	**10**	**200**	**2458**	**.897**
PLAYOFFS	**7**	**431**	**2.37**	**3**	**4**	**-**	**-**	**0**	**17**	**202**	**.921**

REGULAR SEASON

MOST POINTS:
Jarome Iginla, 67

MOST GOALS:
Jarome Iginla, 35

MOST ASSISTS:
Daymond Langkow, 34

MOST PENALTY MINUTES:
Darren McCarty, 117

MOST WINS GOALIE:
Miikka Kiprusoff, 42

PLAYOFFS

MOST POINTS:
Jarome Iginla, 8

MOST GOALS:
Jarome Iginla, 5

MOST ASSISTS:
Daymond Langkow, 5

MOST PENALTY MINUTES:
Darren McCarty, 15

TROPHIES AND AWARDS

RALPH T. SCURFIELD HUMANITARIAN AWARD
Rhett Warrener

J.R. McCAIG MEMORIAL AWARD
Robyn Regehr

MOLSON CUP
Miikka Kiprusoff

VEZINA TROPHY
Miikka Kiprusoff

WILLIAM M. JENNINGS TROPHY
Miikka Kiprusoff

2003-04

Flames ride the C of Red to the Stanley Cup Finals

	REGULAR SEASON								PLAYOFFS				
COACH	**GP**	**W**	**L**	**T**	**OTL**	**PTS**	**GF**	**GA**	**GP**	**W**	**L**	**GF**	**GA**
Darryl Sutter	82	42	30	7	3	94	200	176	26	15	11	60	53

Regular Season: 3rd Northwest Division, 12th overall. Playoffs: Conference Quarter-Finals — defeated Vancouver 4-3; Conference Semi-Finals — defeated Detroit 4-2; Western Conference Finals — defeated San Jose 4-2; Stanley Cup Finals — lost to Tampa Bay 4-3.

		REGULAR SEASON					PLAYOFFS				
PLAYER		**GP**	**G**	**A**	**PTS**	**PIM**	**GP**	**G**	**A**	**PTS**	**PIM**
Jarome Iginla		81	41	32	73	84	26	13	9	22	45
Craig Conroy		63	8	39	47	44	26	6	11	17	12
Shean Donovan		82	18	24	42	72	24	5	5	10	23
Martin Gelinas		76	17	18	35	70	26	8	7	15	35
Jordan Leopold		82	9	24	33	24	26	0	10	10	6
Dean McAmmond		64	17	13	30	18	-	-	-	-	-
Matthew Lombardi		79	16	13	29	32	13	1	5	6	4
Oleg Saprykin		69	12	17	29	41	26	3	3	6	14
Steve Reinprecht		44	7	22	29	4	-	-	-	-	-
Chris Simon	NYR	65	14	9	23	225	-	-	-	-	-
	CGY	13	3	2	5	25	16	5	2	7	74
	TOTAL	78	17	11	28	250	16	5	2	7	74
Chris Clark		82	10	15	25	106	26	3	3	6	30
Marcus Nilson	FLA	69	6	13	19	26	-	-	-	-	-
	CGY	14	5	0	5	14	26	4	7	11	12
	TOTAL	83	11	13	24	40	26	4	7	11	12
Ville Nieminen	CHI	60	2	11	13	40	-	-	-	-	-
	CGY	19	3	5	8	18	24	4	4	8	55
	TOTAL	79	5	16	21	58	24	4	4	8	55
Toni Lydman		67	4	16	20	30	6	0	1	1	2
Robyn Regehr		82	4	14	18	74	26	2	7	9	20
Chuck Kobasew		70	6	11	17	51	26	0	1	1	24
Stephane Yelle		53	4	13	17	24	23	3	3	6	16
Rhett Warrener		77	3	14	17	97	24	0	1	1	6
Andrew Ference		72	4	12	16	53	26	0	3	3	25
Denis Gauthier		80	1	15	16	113	6	0	1	1	4
Krzysztof Oliwa		65	3	2	5	247	20	2	0	2	6
Steve Montador		26	1	2	3	50	20	1	2	3	6
Dave Lowry		18	1	1	2	11	10	0	0	0	6
Lynn Loyns	SJS	2	0	0	0	0	-	-	-	-	-
	CGY	12	0	2	2	2	-	-	-	-	-
	TOTAL	14	0	2	2	2	0	0	0	0	0
Martin Sonnenberg		5	0	0	0	2	0	0	0	0	0
Mike Commodore		12	0	0	0	25	20	0	2	2	19
Brennan Evans		-	-	-	-	-	2	0	0	0	0
BENCH		82	0	0	0	42	26	0	0	0	0
TRADED PLAYERS		**95**	**3**	**9**	**12**	**40**	**-**	**-**	**-**	**-**	**-**
TOTAL		**82**	**200**	**335**	**535**	**1428**	**26**	**60**	**87**	**147**	**444**

GOALTENDER	**GP**	**MP**	**GA**	**GAA**	**W-L-OTL**	**SO**	**EN**	**GP**	**MP**	**GA**	**GAA**	**W-L**	**SO**	**EN**
Miikka Kiprusoff	38	2301	65	1.69	24-10-4	4	4	26	1655	51	1.85	15-11	5	2
Roman Turek	18	1031	40	2.33	6-11-0	3	2	1	19	0	0.00	0-0	0	0
Dany Sabourin	4	169	10	3.55	0-3-0	0	0	-	-	-	-	-	-	-
Jamie McLennan	26	1446	53	2.20	12-9-3	4	2	-	-	-	-	-	-	-
TOTAL	**82**	**4968**	**176**	**2.13**	**42-33-7**	**11**	**8**	**26**	**1680**	**53**	**1.89**	**15-11**	**5**	**2**

REGULAR SEASON

MOST POINTS:
Jarome Iginla, 73

MOST GOALS:
Jarome Iginla, 41

MOST ASSISTS:
Craig Conroy, 39

MOST PENALTY MINUTES:
Chris Simon, 250

MOST WINS GOALIE:
Miikka Kiprusoff, 24

PLAYOFFS

MOST POINTS:
Jarome Iginla, 22

MOST GOALS:
Jarome Iginla, 13

MOST ASSISTS:
Craig Conroy, 11

MOST PENALTY MINUTES:
Chris Simon, 74

TROPHIES AND AWARDS

RALPH T. SCURFIELD HUMANITARIAN AWARD
Martin Gelinas

MOLSON CUP
Jarome Iginla

MAURICE "ROCKET" RICHARD TROPHY
Jarome Iginla (tie)

NHL 2ND ALL-STAR
Jarome Iginla

KING CLANCY AWARD
Jarome Iginla

NHL FOUNDATION AWARD
Jarome Iginla

2002-03

Darryl Sutter returns to his Alberta roots

	REGULAR SEASON								PLAYOFFS				
COACH	**GP**	**W**	**L**	**T**	**OTL**	**PTS**	**GF**	**GA**	**GP**	**W**	**L**	**GF**	**GA**
Greg Gilbert/Al MacNeil and Darryl Sutter	82	29	36	13	4	75	186	228	-	-	-	-	-

Regular Season: 5th Northwest Division, 22nd overall.

		REGULAR SEASON					PLAYOFFS				
PLAYER		**GP**	**G**	**A**	**PTS**	**PIM**	**GP**	**G**	**A**	**PTS**	**PIM**
Jarome Iginla		75	35	32	67	49	-	-	-	-	-
Craig Conroy		79	22	37	59	36	-	-	-	-	-
Chris Drury		80	23	30	53	33	-	-	-	-	-
Martin Gelinas		81	21	31	52	51	-	-	-	-	-
Toni Lydman		81	6	20	26	28	-	-	-	-	-
Stephane Yelle		82	10	15	25	50	-	-	-	-	-
Oleg Saprykin		52	8	15	23	46	-	-	-	-	-
Chris Clark		81	10	12	22	126	-	-	-	-	-
Dave Lowry		34	5	14	19	22	-	-	-	-	-
Dean McAmmond		-	-	-	-	-	-	-	-	-	-
	COL	41	10	8	18	10	-	-	-	-	-
	TOTAL	41	10	8	18	10	-	-	-	-	-
Bob Boughner		69	3	14	17	126	-	-	-	-	-
Jordan Leopold		58	4	10	14	12	-	-	-	-	-
Shean Donovan	PIT	52	4	5	9	30	-	-	-	-	-
	CGY	13	1	2	3	7	-	-	-	-	-
	TOTAL	65	5	7	12	37	-	-	-	-	-
Denis Gauthier		72	1	11	12	99	-	-	-	-	-
Robyn Regehr		76	0	12	12	87	-	-	-	-	-
Scott Nichol		68	5	5	10	149	-	-	-	-	-
Blake Sloan		67	2	8	10	28	-	-	-	-	-
Petr Buzek		44	3	5	8	14	-	-	-	-	-
Andrew Ference	PIT	22	1	3	4	36	-	-	-	-	-
	CGY	16	0	4	4	6	-	-	-	-	-
	TOTAL	38	1	7	8	42	-	-	-	-	-
Chuck Kobasew		23	4	2	6	8	-	-	-	-	-
Craig Berube		55	2	4	6	100	-	-	-	-	-
Steve Begin		50	3	1	4	51	-	-	-	-	-
Blair Betts		9	1	3	4	0	-	-	-	-	-
Steve Montador		50	1	1	2	114	-	-	-	-	-
Mike Commodore		6	0	1	1	19	-	-	-	-	-
Ladislav Kohn		3	0	1	1	2	-	-	-	-	-
Mike Mottau		4	0	0	0	0	-	-	-	-	-
Rick Mrozik		2	0	0	0	0	-	-	-	-	-
Robert Dome		1	0	0	0	0	-	-	-	-	-
BENCH		82	0	0	0	22	-	-	-	-	-
TRADED PLAYERS		**145**	**16**	**21**	**37**	**78**	**-**	**-**	**-**	**-**	**-**
TOTAL		**82**	**186**	**315**	**501**	**1391**	**-**	**-**	**-**	**-**	**-**

GOALTENDER	**GP**	**MP**	**GA**	**GAA**	**W-L-OTL**	**SO**	**EN**	**GP**	**MP**	**GA**	**GAA**	**W-L**	**SO**	**EN**
Roman Turek	65	3822	164	2.57	27-29-9	4	4	-	-	-	-	-	-	-
Jamie McLennan	22	1165	58	2.99	2-11-4	0	2	-	-	-	-	-	-	-
TOTAL	**82**	**5012**	**228**	**2.73**	**29-40-13**	**4**	**6**	**-**	**-**	**-**	**-**	**-**	**-**	**-**

REGULAR SEASON

MOST POINTS:
Jarome Iginla, 67

MOST GOALS:
Jarome Iginla, 35

MOST ASSISTS:
Craig Conroy, 37

MOST PENALTY MINUTES:
Scott Nichol, 149

MOST WINS GOALIE:
Roman Turek, 27

TROPHIES AND AWARDS

RALPH T. SCURFIELD HUMANITARIAN AWARD
Denis Gauthier

MOLSON CUP
Jarome Iginla

2001-02

Jarome Iginla captures Art Ross and "Rocket" Richard trophies

	REGULAR SEASON								PLAYOFFS				
COACH	**GP**	**W**	**L**	**T**	**OTL**	**PTS**	**GF**	**GA**	**GP**	**W**	**L**	**GF**	**GA**
Greg Gilbert	82	32	35	12	3	79	201	220	-	-	-	-	-

Regular Season: 4th Northwest Division, 22nd overall.

		REGULAR SEASON					PLAYOFFS				
PLAYER		**GP**	**G**	**A**	**PTS**	**PIM**	**GP**	**G**	**A**	**PTS**	**PIM**
Jarome Iginla		82	52	44	96	77	-	-	-	-	-
Craig Conroy		81	27	48	75	32	-	-	-	-	-
Dean McAmmond		73	21	30	51	60	-	-	-	-	-
Derek Morris		61	4	30	34	88	-	-	-	-	-
Marc Savard		56	14	19	33	48	-	-	-	-	-
Toni Lydman		79	6	22	28	52	-	-	-	-	-
Igor Kravchuk		78	4	22	26	19	-	-	-	-	-
Rob Niedermayer		57	6	14	20	49	-	-	-	-	-
Clarke Wilm		66	4	14	18	61	-	-	-	-	-
Chris Clark		64	10	7	17	79	-	-	-	-	-
Scott Nichol		60	8	9	17	107	-	-	-	-	-
Jamie Wright		44	4	12	16	20	-	-	-	-	-
Dave Lowry		62	7	6	13	51	-	-	-	-	-
Denis Gauthier		66	5	8	13	91	-	-	-	-	-
Steve Begin		51	7	5	12	79	-	-	-	-	-
Ronald Petrovicky		77	5	7	12	85	-	-	-	-	-
Blake Sloan	CBJ	60	2	7	9	46	-	-	-	-	-
	CGY	7	0	2	2	4	-	-	-	-	-
	TOTAL	67	2	9	11	50	-	-	-	-	-
Robyn Regehr		77	2	6	8	93	-	-	-	-	-
Jeff Shantz		40	3	3	6	23	-	-	-	-	-
Bob Boughner		79	2	4	6	170	-	-	-	-	-
Roman Turek		69	0	5	5	4	-	-	-	-	-
Craig Berube		66	3	1	4	164	-	-	-	-	-
Petr Buzek	ATL	9	0	0	0	13	-	-	-	-	-
	CGY	32	1	3	4	14	-	-	-	-	-
	TOTAL	41	1	3	4	27	-	-	-	-	-
Steve Montador		11	1	2	3	26	-	-	-	-	-
Mike Vernon		18	0	3	3	0	-	-	-	-	-
Jason Botterill		4	1	0	1	2	-	-	-	-	-
Blair Betts		6	1	0	1	2	-	-	-	-	-
Kay Whitmore		1	0	0	0	0	-	-	-	-	-
Dallas Eakins		3	0	0	0	4	-	-	-	-	-
Alan Letang		2	0	0	0	0	-	-	-	-	-
Ryan Christie		2	0	0	0	0	-	-	-	-	-
Oleg Saprykin		3	0	0	0	0	-	-	-	-	-
Micki DuPont		2	0	0	0	2	-	-	-	-	-
BENCH		82	0	0	0	12	-	-	-	-	-
TRADED PLAYERS		**84**	**3**	**5**	**8**	**68**	**-**	**-**	**-**	**-**	**-**
TOTAL		**82**	**201**	**331**	**532**	**1586**	**-**	**-**	**-**	**-**	**-**

GOALTENDER	**GP**	**MP**	**GA**	**GAA**	**W-L-OTL**	**SO**	**EN**	**GP**	**MP**	**GA**	**GAA**	**W-L**	**SO**	**EN**
Roman Turek	69	4081	172	2.53	30-28-11	5	6	-	-	-	-	-	-	-
Mike Vernon	18	825	38	2.73	2-9-1	1	1	-	-	-	-	-	-	-
Kay Whitmore	1	58	3	3.10	0-1-0	0	0	-	-	-	-	-	-	-
TOTAL	**82**	**4990**	**220**	**2.65**	**32-38-12**	**7**	**7**	**-**	**-**	**-**	**-**	**-**	**-**	**-**

REGULAR SEASON

MOST POINTS:
Jarome Iginla, 96

MOST GOALS:
Jarome Iginla, 52

MOST ASSISTS:
Craig Conroy, 48

MOST PENALTY MINUTES:
Bob Boughner, 170

MOST WINS GOALIE:
Roman Turek, 30

TROPHIES AND AWARDS

RALPH T. SCURFIELD HUMANITARIAN AWARD
Jarome Iginla

MOLSON CUP
Jarome Iginla

NHL 1ST STAR
Jarome Iginla

ART ROSS TROPHY
Jarome Iginla

MAURICE "ROCKET" RICHARD TROPHY
Jarome Iginla

LESTER B. PEARSON AWARD
Jarome Iginla

2000-01

Jarome Iginla leads Flames with 71 points

	REGULAR SEASON								PLAYOFFS				
COACH	**GP**	**W**	**L**	**T**	**OTL**	**PTS**	**GF**	**GA**	**GP**	**W**	**L**	**GF**	**GA**
Don Hay/Greg Gilbert	82	27	36	15	4	73	197	236	-	-	-	-	-

Regular Season: 4th Northwest Division, 20th overall.

		REGULAR SEASON					PLAYOFFS				
PLAYER		**GP**	**G**	**A**	**PTS**	**PIM**	**GP**	**G**	**A**	**PTS**	**PIM**
Jarome Iginla		77	31	40	71	62	-	-	-	-	-
Marc Savard		77	23	42	65	46	-	-	-	-	-
Valeri Bure		78	27	28	55	26	-	-	-	-	-
Dave Lowry		79	18	17	35	47	-	-	-	-	-
Phil Housley		69	4	30	34	24	-	-	-	-	-
Craig Conroy	STL	69	11	14	25	46	-	-	-	-	-
	CGY	14	3	4	7	14	-	-	-	-	-
	TOTAL	83	14	18	32	60	-	-	-	-	-
Derek Morris		51	5	23	28	56	-	-	-	-	-
Oleg Saprykin		59	9	14	23	43	-	-	-	-	-
Jeff Shantz		73	5	15	20	58	-	-	-	-	-
Tommy Albelin		77	1	19	20	22	-	-	-	-	-
Toni Lydman		62	3	16	19	30	-	-	-	-	-
Jason Wiemer		65	10	5	15	177	-	-	-	-	-
Clarke Wilm		81	7	8	15	69	-	-	-	-	-
Igor Kravchuk	OTT	15	1	5	6	14	-	-	-	-	-
	CGY	37	0	8	8	4	-	-	-	-	-
	TOTAL	52	1	13	14	18	-	-	-	-	-
Jeff Cowan		51	9	4	13	74	-	-	-	-	-
Daniel Tkaczuk		19	4	7	11	14	-	-	-	-	-
Ronald Petrovicky		30	4	5	9	54	-	-	-	-	-
Denis Gauthier		62	2	6	8	78	-	-	-	-	-
Chris Clark		29	5	1	6	38	-	-	-	-	-
Brad Werenka		33	1	4	5	16	-	-	-	-	-
Robyn Regehr		71	1	3	4	70	-	-	-	-	-
Dwayne Hay		49	1	3	4	16	-	-	-	-	-
Ron Sutter		21	1	3	4	12	-	-	-	-	-
Benoit Gratton		14	1	3	4	14	-	-	-	-	-
Steve Smith		13	0	2	2	17	-	-	-	-	-
Dallas Eakins		17	0	1	1	11	-	-	-	-	-
Mike Vernon		41	0	1	1	16	-	-	-	-	-
Fred Brathwaite		49	0	1	1	2	-	-	-	-	-
Martin Brochu		0	0	0	0	0	-	-	-	-	-
Niklas Andersson		11	0	1	1	4	-	-	-	-	-
Marty Murray		7	0	0	0	0	-	-	-	-	-
Rico Fata		5	0	0	0	6	-	-	-	-	-
Steve Begin		4	0	0	0	21	-	-	-	-	-
TRADED PLAYERS		**141**	**22**	**33**	**55**	**221**	**-**	**-**	**-**	**-**	**-**
TOTAL		**82**	**197**	**347**	**544**	**1376**	**-**	**-**	**-**	**-**	**-**

GOALTENDER	**GP**	**MP**	**GA**	**GAA**	**W-L-OTL**	**SO**	**EN**	**GP**	**MP**	**GA**	**GAA**	**W-L**	**SO**	**EN**
Fred Brathwaite	49	2742	106	2.32	15-17-10	5	6	-	-	-	-	-	-	-
Mike Vernon	41	2246	121	3.23	12-23-5	3	3	-	-	-	-	-	-	-
TOTAL	**82**	**5009**	**236**	**2.83**	**27-40-15**	**8**	**9**	**-**	**-**	**-**	**-**	**-**	**-**	**-**

REGULAR SEASON

MOST POINTS:
Jarome Iginla, 71

MOST GOALS:
Jarome Iginla, 31

MOST ASSISTS:
Marc Savard, 42

MOST PENALTY MINUTES:
Jason Wiemer, 177

MOST WINS GOALIE:
Fred Brathwaite, 15

TROPHIES AND AWARDS

RALPH T. SCURFIELD HUMANITARIAN AWARD
Jarome Iginla

MOLSON CUP
Jarome Iginla

1999–2000

Valeri Bure leads Flames with 75 points

	REGULAR SEASON								PLAYOFFS				
COACH	**GP**	**W**	**L**	**T**	**OTL**	**PTS**	**GF**	**GA**	**GP**	**W**	**L**	**GF**	**GA**
Brian Sutter	82	31	36	10	5	77	211	256	-	-	-	-	-

Regular Season: 4th Northwest Division, 22nd overall.

		REGULAR SEASON					PLAYOFFS				
PLAYER		**GP**	**G**	**A**	**PTS**	**PIM**	**GP**	**G**	**A**	**PTS**	**PIM**
Valeri Bure		82	35	40	75	50	-	-	-	-	-
Jarome Iginla		77	29	34	63	26	-	-	-	-	-
Phil Housley		78	11	44	55	24	-	-	-	-	-
Marc Savard		78	22	31	53	56	-	-	-	-	-
Derek Morris		78	9	29	38	80	-	-	-	-	-
Sergei Krivokrasov	NSH	63	9	17	26	40	-	-	-	-	-
	CGY	12	1	10	11	4	-	-	-	-	-
	TOTAL	75	10	27	37	44	-	-	-	-	-
Andrei Nazarov		76	10	22	32	78	-	-	-	-	-
Jeff Shantz		74	13	18	31	30	-	-	-	-	-
Darryl Shannon	ATL	49	5	13	18	65	-	-	-	-	-
	CGY	27	1	8	9	22	-	-	-	-	-
	TOTAL	76	6	21	27	87	-	-	-	-	-
Jason Wiemer		64	11	11	22	120	-	-	-	-	-
Clarke Wilm		78	10	12	22	67	-	-	-	-	-
Cory Stillman		37	12	9	21	12	-	-	-	-	-
Bill Lindsay		80	8	12	20	86	-	-	-	-	-
Martin St. Louis		56	3	15	18	22	-	-	-	-	-
Andreas Johansson	TBL	12	2	3	5	8	-	-	-	-	-
	CGY	28	3	7	10	14	-	-	-	-	-
	TOTAL	40	5	10	15	22	-	-	-	-	-
Brad Werenka	PIT	61	3	8	11	69	-	-	-	-	-
	CGY	12	1	1	2	21	-	-	-	-	-
	TOTAL	73	4	9	13	90	-	-	-	-	-
Robyn Regehr		57	5	7	12	46	-	-	-	-	-
Tommy Albelin		41	4	6	10	12	-	-	-	-	-
Bobby Dollas	OTT	1	0	0	0	0	-	-	-	-	-
	CGY	49	3	7	10	28	-	-	-	-	-
	TOTAL	50	3	7	10	28	-	-	-	-	-
Marc Bureau	PHI	54	2	2	4	10	-	-	-	-	-
	CGY	9	1	3	4	2	-	-	-	-	-
	TOTAL	63	3	5	8	12	-	-	-	-	-
Jeff Cowan		13	4	1	5	16	-	-	-	-	-
Jason Botterill	ATL	25	1	4	5	17	-	-	-	-	-
	CGY	2	0	0	0	0	-	-	-	-	-
	TOTAL	27	1	4	5	17	-	-	-	-	-
Steve Smith		20	0	4	4	42	-	-	-	-	-
Sergei Varlamov		7	3	0	3	0	-	-	-	-	-
Steve Begin		13	1	1	2	18	-	-	-	-	-
Denis Gauthier		39	1	1	2	50	-	-	-	-	-
Benoit Gratton		10	0	2	2	10	-	-	-	-	-
Wade Belak		40	0	2	2	122	-	-	-	-	-
Stewart Malgunas		4	0	1	1	2	-	-	-	-	-
Oleg Saprykin		4	0	1	1	2	-	-	-	-	-
Chris Clark		22	0	1	1	14	-	-	-	-	-
Steve Dubinsky		23	0	1	1	4	-	-	-	-	-
Lee Sorochan		1	0	0	0	0	-	-	-	-	-
Dave Roche		2	0	0	0	5	-	-	-	-	-
Rico Fata		2	0	0	0	0	-	-	-	-	-
Darrel Scoville		6	0	0	0	2	-	-	-	-	-
J-S Giguere		7	0	0	0	2	-	-	-	-	-
Eric Charron		21	0	0	0	37	-	-	-	-	-
Grant Fuhr		23	0	0	0	2	-	-	-	-	-
Fred Brathwaite		61	0	0	0	4	-	-	-	-	-
BENCH		153	10	29	39	135	-	-	-	-	-
TOTAL		**82**	**211**	**370**	**581**	**1267**	**-**	**-**	**-**	**-**	**-**

GOALTENDER	**GP**	**MP**	**GA**	**GAA**	**W-L-OTL**	**SO**	**EN**	**GP**	**MP**	**GA**	**GAA**	**W-L**	**SO**	**EN**
J-S Giguere	7	330	15	2.73	1-3-1	0	1	-	-	-	-	-	-	-
Fred Brathwaite	61	3448	158	2.75	25-25-7	5	3	-	-	-	-	-	-	-
Grant Fuhr	23	1205	77	3.83	5-13-2	0	2	-	-	-	-	-	-	-
TOTAL	**82**	**5007**	**256**	**3.07**	**31-41-10**	**5**	**6**	**-**	**-**	**-**	**-**	**-**	**-**	**-**

REGULAR SEASON

MOST POINTS:
Valeri Bure, 75

MOST GOALS:
Valeri Bure, 35

MOST ASSISTS:
Phil Housley, 44

MOST PENALTY MINUTES:
Wade Belak, 122

MOST WINS GOALIE:
Fred Brathwaite, 25

TROPHIES AND AWARDS

RALPH T. SCURFIELD HUMANITARIAN AWARD
Robyn Regehr

MOLSON CUP
Fred Brathwaite

1998–99

Cory Stillman leads Flames with 57 points

	REGULAR SEASON							PLAYOFFS				
COACH	**GP**	**W**	**L**	**T**	**PTS**	**GF**	**GA**	**GP**	**W**	**L**	**GF**	**GA**
Brian Sutter	82	30	40	12	72	211	234	-	-	-	-	-

Regular Season: 3rd Northwest Division, 20th overall.

		REGULAR SEASON					PLAYOFFS				
PLAYER		**GP**	**G**	**A**	**PTS**	**PIM**	**GP**	**G**	**A**	**PTS**	**PIM**
Cory Stillman		76	27	30	57	38	-	-	-	-	-
Phil Housley		79	11	43	54	52	-	-	-	-	-
Valeri Bure		80	26	27	53	22	-	-	-	-	-
Jarome Iginla		82	28	23	51	58	-	-	-	-	-
Andrew Cassels		70	12	25	37	18	-	-	-	-	-
Derek Morris		71	7	27	34	73	-	-	-	-	-
Rene Corbet	COL	53	8	14	22	58	-	-	-	-	-
	CGY	20	5	4	9	10	-	-	-	-	-
	TOTAL	73	13	18	31	68	-	-	-	-	-
Jeff Shantz	CHI	7	1	0	1	4	-	-	-	-	-
	CGY	69	12	17	29	40	-	-	-	-	-
	TOTAL	76	13	17	30	44	-	-	-	-	-
Jason Wiemer		78	8	13	21	177	-	-	-	-	-
Clarke Wilm		78	10	8	18	53	-	-	-	-	-
Andrei Nazarov	TBL	26	2	0	2	43	-	-	-	-	-
	CGY	36	5	9	14	30	-	-	-	-	-
	TOTAL	62	7	9	16	73	-	-	-	-	-
Steve Smith		69	1	14	15	80	-	-	-	-	-
Steve Dubinsky	CHI	1	0	0	0	0	-	-	-	-	-
	CGY	61	4	10	14	0	-	-	-	-	-
	TOTAL	62	4	10	14	14	-	-	-	-	-
Cale Hulse		73	3	9	12	117	-	-	-	-	-
Hnat Domenichelli		23	5	5	10	11	-	-	-	-	-
Todd Simpson		73	2	8	10	151	-	-	-	-	-
Ed Ward		68	3	5	8	67	-	-	-	-	-
Denis Gauthier		55	3	4	7	68	-	-	-	-	-
Dave Roche		36	3	3	6	44	-	-	-	-	-
Tommy Albelin		60	1	5	6	8	-	-	-	-	-
Bob Bassen		41	1	2	3	35	-	-	-	-	-
Tom Chorske	NYI	2	0	1	1	2	-	-	-	-	-
	WSH	17	0	2	2	4	-	-	-	-	-
	CGY	7	0	0	0	2	-	-	-	-	-
	TOTAL	26	0	3	3	8	-	-	-	-	-
Martin St. Louis		13	1	1	2	10	-	-	-	-	-
Fred Brathwaite		28	0	2	2	2	-	-	-	-	-
Eric Landry		3	0	1	1	0	-	-	-	-	-
Tyler Moss		11	0	1	1	0	-	-	-	-	-
Eric Charron		12	0	1	1	14	-	-	-	-	-
J-S Giguere		15	0	1	1	4	-	-	-	-	-
Rico Fata		20	0	1	1	4	-	-	-	-	-
Ken Wregget		27	0	1	1	8	-	-	-	-	-
Wade Belak	COL	22	0	0	0	71	-	-	-	-	-
	CGY	9	0	1	1	23	-	-	-	-	-
	TOTAL	31	0	1	1	94	-	-	-	-	-
Lee Sorochan		2	0	0	0	0	-	-	-	-	-
Rocky Thompson		3	0	0	0	25	-	-	-	-	-
Tyrone Garner		3	0	0	0	0	-	-	-	-	-
Andrei Trefilov	CHI	1	0	0	0	0	-	-	-	-	-
	CGY	4	0	0	0	0	-	-	-	-	-
	TOTAL	5	0	0	0	0	-	-	-	-	-
BENCH		109	33	47	80	123	-	-	-	-	-
TOTAL		**82**	**211**	**348**	**559**	**1367**	**-**	**-**	**-**	**-**	**-**

GOALTENDER		**GP**	**MP**	**GA**	**GAA**	**W-L-OTL**	**SO**	**EN**	**GP**	**MP**	**GA**	**GAA**	**W-L**	**SO**	**EN**
Fred Brathwaite		28	1663	68	2.45	11-9-7	1	3	-	-	-	-	-	-	-
Tyler Moss		11	550	23	2.51	3-7-0	0	0	-	-	-	-	-	-	-
Ken Wregget		27	1590	67	2.53	10-12-4	1	2	-	-	-	-	-	-	-
J-S Giguere		15	860	46	3.21	6-7-1	0	2	-	-	-	-	-	-	-
Andrei Trefilov	CHI	1	25	4	9.60	0-1-0	0	0	-	-	-	-	-	-	-
	CGY	4	162	11	4.07	0-3-0	0	0	-	-	-	-	-	-	-
	TOTAL	5	187	15	4.81	0-4-0	0	0	-	-	-	-	-	-	-
Tyrone Garner		3	139	12	5.18	0-2-0	0	0	-	-	-	-	-	-	-
TOTAL		**82**	**4990**	**234**	**2.81**	**30-40-12**	**2**	**7**	**-**	**-**	**-**	**-**	**-**	**-**	**-**

REGULAR SEASON

MOST POINTS:
Cory Stillman, 57

MOST GOALS:
Jarome Iginla, 28

MOST ASSISTS:
Phil Housley, 43

MOST PENALTY MINUTES:
Jason Wiemer, 177

MOST WINS GOALIE:
Fred Brathwaite, 11

TROPHIES AND AWARDS

RALPH T. SCURFIELD HUMANITARIAN AWARD
Ed Ward

MOLSON CUP
Fred Brathwaite

1997–98

Brian Sutter returns home to Alberta to coach the Flames

	REGULAR SEASON							PLAYOFFS				
COACH	**GP**	**W**	**L**	**T**	**PTS**	**GF**	**GA**	**GP**	**W**	**L**	**GF**	**GA**
Brian Sutter	82	26	41	15	67	217	252	-	-	-	-	-

Regular Season: 5th Pacific Division, 22nd overall.

		REGULAR SEASON					PLAYOFFS				
PLAYER		**GP**	**G**	**A**	**PTS**	**PIM**	**GP**	**G**	**A**	**PTS**	**PIM**
Theoren Fleury		82	27	51	78	197	-	-	-	-	-
Cory Stillman		72	27	22	49	40	-	-	-	-	-
Marty McInnis		75	19	25	44	34	-	-	-	-	-
Andrew Cassels		81	17	27	44	32	-	-	-	-	-
German Titov		68	18	22	40	38	-	-	-	-	-
Valeri Bure	MTL	50	7	22	29	33	-	-	-	-	-
	CGY	16	5	4	9	2	-	-	-	-	-
	TOTAL	66	12	26	38	35	-	-	-	-	-
Michael Nylander		65	13	23	36	24	-	-	-	-	-
Jarome Iginla		70	13	19	32	29	-	-	-	-	-
Derek Morris		82	9	20	29	88	-	-	-	-	-
Cale Hulse		79	5	22	27	169	-	-	-	-	-
Jason Wiemer	TBL	67	8	9	17	132	-	-	-	-	-
	CGY	12	4	1	5	28	-	-	-	-	-
	TOTAL	79	12	10	22	160	-	-	-	-	-
Tommy Albelin		69	2	17	19	32	-	-	-	-	-
James Patrick		60	6	11	17	26	-	-	-	-	-
Hnat Domenichelli		31	9	7	16	6	-	-	-	-	-
Jim Dowd		48	6	8	14	12	-	-	-	-	-
Joel Bouchard		44	5	7	12	57	-	-	-	-	-
Jamie Allison		43	3	8	11	104	-	-	-	-	-
Ed Ward		64	4	5	9	122	-	-	-	-	-
Chris Dingman		70	3	3	6	149	-	-	-	-	-
Todd Simpson		53	1	5	6	109	-	-	-	-	-
Aaron Gavey		26	2	3	5	24	-	-	-	-	-
Dwayne Roloson		39	0	4	4	10	-	-	-	-	-
Erik Andersson		12	2	1	3	8	-	-	-	-	-
Chris O'Sullivan		12	0	2	2	10	-	-	-	-	-
Eric Landry		12	1	0	1	4	-	-	-	-	-
Ladislav Kohn		4	0	1	1	0	-	-	-	-	-
Todd Hlushko		13	0	1	1	27	-	-	-	-	-
Kevin Dahl		19	0	1	1	6	-	-	-	-	-
Rick Tabaracci		42	0	1	1	14	-	-	-	-	-
Sergei Varlamov		1	0	0	0	0	-	-	-	-	-
Eric Charron		2	0	0	0	4	-	-	-	-	-
Marty Murray		2	0	0	0	2	-	-	-	-	-
Travis Brigley		2	0	0	0	2	-	-	-	-	-
Steve Begin		5	0	0	0	23	-	-	-	-	-
Tyler Moss		6	0	0	0	0	-	-	-	-	-
Denis Gauthier		10	0	0	0	16	-	-	-	-	-
Rocky Thompson		12	0	0	0	61	-	-	-	-	-
Mike Peluso		23	0	0	0	113	-	-	-	-	-
BENCH		-	-	-	-	10	-	-	-	-	-
TRADED PLAYERS		**137**	**16**	**20**	**36**	**227**	**-**	**-**	**-**	**-**	**-**
TOTAL		**82**	**217**	**341**	**558**	**1859**	**-**	**-**	**-**	**-**	**-**

GOALTENDER	**GP**	**MP**	**GA**	**GAA**	**W-L-OTL**	**SO**	**EN**	**GP**	**MP**	**GA**	**GAA**	**W-L**	**SO**	**EN**
Rick Tabaracci	42	2419	116	2.88	13-22-6	0	2	-	-	-	-	-	-	-
Dwayne Roloson	39	2205	110	2.99	11-16-8	0	4	-	-	-	-	-	-	-
Tyler Moss	6	367	20	3.27	2-3-1	0	0	-	-	-	-	-	-	-
TOTAL	**82**	**5016**	**252**	**3.01**	**26-41-15**	**0**	**6**	**-**	**-**	**-**	**-**	**-**	**-**	**-**

REGULAR SEASON

MOST POINTS:
Theoren Fleury, 78

MOST GOALS:
Theoren Fleury, 27
Cory Stillman, 27

MOST ASSISTS:
Theoren Fleury, 51

MOST PENALTY MINUTES:
Theoren Fleury, 197

MOST WINS GOALIE:
Rick Tabaracci, 13

TROPHIES AND AWARDS

RALPH T. SCURFIELD HUMANITARIAN AWARD
Ed Ward

MOLSON CUP
Theoren Fleury

NHL ROOKIE ALL-STAR
Derek Morris

1996–97

Iginla leads all NHL rookies with 50 points

	REGULAR SEASON							PLAYOFFS				
COACH	**GP**	**W**	**L**	**T**	**PTS**	**GF**	**GA**	**GP**	**W**	**L**	**GF**	**GA**
Pierrve Page	82	32	41	9	73	214	239	-	-	-	-	-

Regular SeVason: 5th Pacific Division, 21st overall.

		REGULAR SEASON					PLAYOFFS				
PLAYER		**GP**	**G**	**A**	**PTS**	**PIM**	**GP**	**G**	**A**	**PTS**	**PIM**
Theoren Fleury		81	29	38	67	104	-	-	-	-	-
Dave Gagner		82	27	33	60	48	-	-	-	-	-
German Titov		79	22	30	52	36	-	-	-	-	-
Jarome Iginla		82	21	29	50	37	-	-	-	-	-
Marty McInnis	NYI	70	20	22	42	20	-	-	-	-	-
	CGY	10	3	4	7	2	-	-	-	-	-
	Total	80	23	26	49	22	-	-	-	-	-
Jonas Hoglund		68	19	16	35	12	-	-	-	-	-
Corey Millen		61	11	15	26	32	-	-	-	-	-
Cory Stillman		58	6	20	26	14	-	-	-	-	-
Aaron Gavey	TBL	16	1	2	3	12	-	-	-	-	-
	CGY	41	7	9	16	34	-	-	-	-	-
	TOTAL	57	8	11	19	46	-	-	-	-	-
Todd Hlushko		58	7	11	18	49	-	-	-	-	-
Ron Stern		79	7	10	17	157	-	-	-	-	-
Yves Racine		46	1	15	16	24	-	-	-	-	-
Tommy Albelin		72	4	11	15	14	-	-	-	-	-
Todd Simpson		82	1	13	14	208	-	-	-	-	-
Ed Ward		40	5	8	13	49	-	-	-	-	-
Mike Sullivan		67	5	6	11	10	-	-	-	-	-
Glen Featherstone	HFD	41	2	5	7	87	-	-	-	-	-
	CGY	13	1	3	4	19	-	-	-	-	-
	TOTAL	54	3	8	11	106	-	-	-	-	-
Chris O'Sullivan		27	2	8	10	2	-	-	-	-	-
Joel Bouchard		76	4	5	9	49	-	-	-	-	-
Sandy McCarthy		33	3	5	8	113	-	-	-	-	-
Cale Hulse		63	1	6	7	91	-	-	-	-	-
Hnat Domenichelli	HFD	13	2	1	3	7	-	-	-	-	-
	CGY	10	1	2	3	2	-	-	-	-	-
	TOTAL	23	3	3	6	9	-	-	-	-	-
James Patrick		19	3	1	4	6	-	-	-	-	-
Dale McTavish		9	1	2	3	2	-	-	-	-	-
Trevor Kidd		55	0	2	2	16	-	-	-	-	-
Sami Helenius		3	0	1	1	0	-	-	-	-	-
Sasha Lakovic		19	0	1	1	54	-	-	-	-	-
Paxton Schulte		1	0	0	0	2	-	-	-	-	-
Zarley Zalapski		2	0	0	0	0	-	-	-	-	-
Marty Murray		2	0	0	0	4	-	-	-	-	-
Marko Jantunen		3	0	0	0	0	-	-	-	-	-
Rick Tabaracci		7	0	0	0	0	-	-	-	-	-
Jamie Allison		20	0	0	0	35	-	-	-	-	-
Dwayne Roloson		31	0	0	0	2	-	-	-	-	-
BENCH		-	-	-	-	16	-	-	-	-	-
TRADED PLAYERS		**170**	**23**	**42**	**65**	**201**	**-**	**-**	**-**	**-**	**-**
TOTAL		**82**	**241**	**383**	**624**	**1524**	**-**	**-**	**-**	**-**	**-**

GOALTENDER	**GP**	**MP**	**GA**	**GAA**	**W-L-OTL**	**SO**	**EN**	**GP**	**MP**	**GA**	**GAA**	**W-L**	**SO**	**EN**
Rick Tabaracci	7	361	14	2.33	2-4-0	1	0	-	-	-	-	-	-	-
Trevor Kidd	55	2979	141	2.84	21-23-6	4	4	-	-	-	-	-	-	-
Dwayne Roloson	31	1618	78	2.89	9-14-3	1	2	-	-	-	-	-	-	-
TOTAL	**82**	**4958**	**233**	**2.82**	**32-41-9**	**6**	**6**	**-**	**-**	**-**	**-**	**-**	**-**	**-**

REGULAR SEASON

MOST POINTS:
Theoren Fleury, 67

MOST GOALS:
Theoren Fleury, 29

MOST ASSISTS:
Theoren Fleury, 38

MOST PENALTY MINUTES:
Todd Simpson, 208

MOST WINS GOALIE:
Trevor Kidd, 21

TROPHIES AND AWARDS

RALPH T. SCURFIELD HUMANITARIAN AWARD
Mike Sullivan

MOLSON CUP
Trevor Kidd

NHL ROOKIE ALL-STAR
Jarome Iginla

1995–96

Pierre Page returns to Calgary | Roberts wins Masterton Trophy

	REGULAR SEASON							PLAYOFFS				
COACH	**GP**	**W**	**L**	**T**	**PTS**	**GF**	**GA**	**GP**	**W**	**L**	**GF**	**GA**
Pierre Page	82	34	37	11	79	241	240	4	0	4	7	16

Regular Season: Tied 2nd Pacific Division, tied 15th overall. Playoffs: Western Conference Quarter-Finals — lost series to Chicago 4-0.

		REGULAR SEASON					PLAYOFFS				
PLAYER		**GP**	**G**	**A**	**PTS**	**PIM**	**GP**	**G**	**A**	**PTS**	**PIM**
Theoren Fleury		80	46	50	96	112	4	2	1	3	14
German Titov		82	28	39	67	24	4	0	2	2	0
Michael Nylander		73	17	38	55	20	4	0	0	0	0
Phil Housley		59	16	36	52	22	-	-	-	-	-
Gary Roberts		35	22	20	42	78	-	-	-	-	-
Cory Stillman		74	16	19	35	41	2	1	1	2	0
James Patrick		80	3	32	35	30	4	0	0	0	2
Steve Chiasson		76	8	25	33	62	4	2	1	3	0
Zarley Zalapski		80	12	17	29	115	4	0	1	1	10
Mike Sullivan		81	9	12	21	24	4	0	0	0	0
Corey Millen	DAL	13	3	4	7	8	-	-	-	-	-
	CGY	31	4	10	14	10	-	-	-	-	-
	TOTAL	44	7	14	21	18	-	-	-	-	-
Sandy McCarthy		75	9	7	16	173	4	0	0	0	10
Pavel Torgaev		41	6	10	16	14	1	0	0	0	0
Ron Stern		52	10	5	15	111	4	0	2	2	8
Paul Kruse		75	3	12	15	145	3	0	0	0	4
Dean Evason		67	7	7	14	38	3	0	1	1	0
Bob Sweeney	NYI	66	6	6	12	59	-	-	-	-	-
	CGY	6	1	1	2	6	2	0	0	0	0
	TOTAL	72	7	7	14	65	2	0	0	0	0
Tommy Albelin	NJD	53	1	12	13	14	-	-	-	-	-
	CGY	20	0	1	1	4	4	0	0	0	0
	TOTAL	73	1	13	14	18	4	0	0	0	0
Jocelyn Lemieux	HFD	29	1	2	3	31	-	-	-	-	-
	NJD	18	0	1	1	4	-	-	-	-	-
	CGY	20	4	4	8	10	4	0	0	0	0
	TOTAL	67	5	7	12	45	4	0	0	0	0
Jamie Huscroft		70	3	9	12	162	4	0	1	1	4
Sheldon Kennedy		41	3	7	10	36	3	1	0	1	2
Claude Lapointe	COL	3	0	0	0	0	-	-	-	-	-
	CGY	32	4	5	9	20	2	0	0	0	0
	TOTAL	35	4	5	9	20	2	0	0	0	0
Ed Ward		41	3	5	8	44	-	-	-	-	-
Marty Murray		15	3	3	6	0	-	-	-	-	-
Yves Sarault	MTL	14	0	0	0	4	-	-	-	-	-
	CGY	11	2	1	3	4	-	-	-	-	-
	TOTAL	25	2	1	3	8	-	-	-	-	-
Trent Yawney		69	0	3	3	88	4	0	0	0	2
Kevin Dahl		32	1	1	2	26	1	0	0	0	0
Rick Tabaracci		43	0	2	2	8	3	0	0	0	4
Trevor Kidd		47	0	2	2	4	2	0	0	0	0
Ladislav Kohn		5	1	0	1	2	-	-	-	-	-
Craig Ferguson	CGY	8	0	0	0	4	-	-	-	-	-
	MTL	10	1	0	1	2	-	-	-	-	-
	TOTAL	18	1	0	1	6	-	-	-	-	-
Jarrod Skalde		1	0	0	0	0	-	-	-	-	-
Niklas Sundblad		2	0	0	0	0	-	-	-	-	-
Todd Hlushko		4	0	0	0	6	-	-	-	-	-
Joel Bouchard		4	0	0	0	4	-	-	-	-	-
Vesa Viitakoski		5	0	0	0	2	-	-	-	-	-
Todd Simpson		6	0	0	0	32	-	-	-	-	-
Pat Conachar		7	0	0	0	0	-	-	-	-	-
Cale Hulse	NJD	8	0	0	0	15	-	-	-	-	-
	CGY	3	0	0	0	5	1	0	0	0	0
	TOTAL	11	0	0	0	20	1	0	0	0	0
Dan Keczmer		13	0	0	0	14	-	-	-	-	-
Jarome Iginla		-	-	-	-	-	2	1	1	2	0
BENCH		-	-	-	-	24	-	-	-	-	-
TOTAL		**82**	**241**	**383**	**624**	**1524**	**4**	**7**	**11**	**18**	**60**

GOALTENDER	**GP**	**MP**	**GA**	**GAA**	**W-L-OTL**	**SO**	**EN**	**GP**	**MP**	**GA**	**GAA**	**W-L**	**SO**	**EN**
Trevor Kidd	47	2570	119	2.78	15-21-8	3	2	2	83	9	6.51	0-1	0	0
Rick Tabaracci	43	2391	117	2.94	19-16-3	3	2	3	204	7	2.06	0-3	0	0
TOTAL	**82**	**4984**	**240**	**2.89**	**34-37-11**	**6**	**4**	**4**	**290**	**16**	**3.31**	**0-4**	**0**	**0**

REGULAR SEASON

MOST POINTS:
Theoren Fleury, 96

MOST GOALS:
Theoren Fleury, 46

MOST ASSISTS:
Theoren Fleury, 50

MOST PENALTY MINUTES:
Sandy McCarthy, 173

MOST WINS GOALIE:
Rick Tabaracci, 19

PLAYOFFS

MOST POINTS:
Steve Chiasson, 3
Theoren Fleury, 3

MOST GOALS:
Steve Chiasson, 2
Theoren Fleury, 2

MOST ASSISTS:
Ron Stern, 2
German Titov, 2

MOST PENALTY MINUTES:
Theoren Fleury, 14

TROPHIES AND AWARDS

RALPH T. SCURFIELD HUMANITARIAN AWARD
Gary Roberts

BILL MASTERTON TROPHY
Gary Roberts

MOLSON CUP
Theoren Fleury

1994–95

Flames win second consecutive Pacific Division title

	REGULAR SEASON							PLAYOFFS				
COACH	**GP**	**W**	**L**	**T**	**PTS**	**GF**	**GA**	**GP**	**W**	**L**	**GF**	**GA**
Pierre Page	48	24	17	7	55	163	135	7	3	4	35	26

Regular Season: 1st Pacific Division, 7th overall. Playoffs: Western Conference Quarter-Finals — lost series to San Jose 4-3.

		REGULAR SEASON					PLAYOFFS				
PLAYER		**GP**	**G**	**A**	**PTS**	**PIM**	**GP**	**G**	**A**	**PTS**	**PIM**
Theoren Fleury		47	29	29	58	112	7	7	7	14	2
Joe Nieuwendyk		46	21	29	50	33	5	4	3	7	0
Phil Housley		43	8	35	43	18	7	0	9	9	0
Robert Reichel		48	18	17	35	28	7	2	4	6	4
Zarley Zalapski		48	4	24	28	46	7	0	4	4	4
Steve Chiasson		45	2	23	25	39	7	1	2	3	9
German Titov		40	12	12	24	16	7	5	3	8	10
Joel Otto		47	8	13	21	130	7	0	3	3	2
Wes Walz		39	6	12	18	11	1	0	0	0	0
Paul Kruse		45	11	5	16	141	7	4	2	6	10
Sheldon Kennedy		30	7	8	15	45	7	3	1	4	16
Ron Stern		39	9	4	13	163	7	3	1	4	8
Kevin Dahl		34	4	8	12	38	3	0	0	0	0
Kelly Kisio		12	7	4	11	6	7	3	2	5	19
Mike Sullivan		38	4	7	11	14	7	3	5	8	2
Nikolia Borschevsky	TOR	19	0	5	5	0	-	-	-	-	-
	CGY	8	0	5	5	0	-	-	-	-	-
	TOTAL	27	0	10	10	0	-	-	-	-	-
James Patrick		43	0	10	10	14	5	0	1	1	0
Sandy McCarthy		37	5	3	8	101	6	0	1	1	17
Len Esau	EDM	14	0	6	6	15	-	-	-	-	-
	CGY	1	0	0	0	0	-	-	-	-	-
	TOTAL	15	0	6	6	15	-	-	-	-	-
Dan Keczmer		28	2	3	5	10	7	0	1	1	2
Alan May	DAL	27	1	1	2	106	-	-	-	-	-
	CGY	7	1	2	3	13	-	-	-	-	-
	TOTAL	34	2	3	5	119	-	-	-	-	-
Frank Musil		35	0	5	5	61	5	0	1	1	0
Gary Roberts		8	2	2	4	43	-	-	-	-	-
Vesa Viitakoski		10	1	2	3	6	-	-	-	-	-
Ed Ward		2	1	1	2	2	-	-	-	-	-
Mark Greig		8	1	1	2	2	-	-	-	-	-
Cory Stillman		10	0	2	2	2	-	-	-	-	-
Rick Tabaracci		13	0	2	2	2	-	-	-	-	-
Trent Yawney		37	0	2	2	108	2	0	0	0	2
Todd Hlushko		2	0	1	1	2	1	0	0	0	2
Jim Peplinski		6	0	1	1	11	-	-	-	-	-
Michael Nylander		6	0	1	1	2	6	0	6	6	2
Trevor Kidd		43	0	1	1	2	-	-	-	-	-
Steve Konroyd		1	0	0	0	0	-	-	-	-	-
Jason Muzzatti		1	0	0	0	0	-	-	-	-	-
Jamie Allison		1	0	0	0	0	-	-	-	-	-
Joel Bouchard		2	0	0	0	0	-	-	-	-	-
Neil Eisenhut		3	0	0	0	0	-	-	-	-	-
Barry Nieckar		3	0	0	0	12	-	-	-	-	-
Scott Morrow		4	0	0	0	0	-	-	-	-	-
Andrei Trefilov		6	0	0	0	0	-	-	-	-	-
TOTAL		**48**	**163**	**274**	**437**	**1233**	**7**	**35**	**56**	**91**	**111**

GOALTENDER		**GP**	**MP**	**GA**	**GAA**	**W-L-OTL**	**SO**	**EN**	**GP**	**MP**	**GA**	**GAA**	**W-L**	**SO**	**EN**
Jason Muzzatti		1	10	0	0.00	0-0-0	0	0	-	-	-	-	-	-	-
Rick Tabaracci	WSH	8	394	16	2.44	1-3-2	0	0	-	-	-	-	-	-	-
	CGY	5	202	5	1.49	2-0-1	0	0	1	19	0	0.00	0-0	0	0
	TOTAL	13	596	21	2.11	3-3-3	0	0	1	19	0	0.00	0-0	0	0
Trevor Kidd		43	2463	107	2.61	22-14-6	3	4	7	434	26	3.59	3-4	1	0
Andrei Trefilov		6	236	16	4.07	0-3-0	0	3	-	-	-	-	-	-	-
TOTAL		**82**	**4990**	**234**	**2.81**	**30-40-12**	**2**	**7**	**7**	**454**	**26**	**3.44**	**3-4**	**1**	**0**

REGULAR SEASON

MOST POINTS:
Theoren Fleury, 58

MOST GOALS:
Theoren Fleury, 29

MOST ASSISTS:
Phil Housley, 35

MOST PENALTY MINUTES:
Ron Stern, 163

MOST WINS GOALIE:
Trevor Kidd, 22

PLAYOFFS

MOST POINTS:
Theoren Fleury, 14

MOST GOALS:
Theoren Fleury, 7

MOST ASSISTS:
Phil Housley, 9

MOST PENALTY MINUTES:
Kelly Kisio, 19

MOST WINS GOALIE:
Trevor Kidd, 3

TROPHIES AND AWARDS

KING CLANCY AWARD
Joe Nieuwendyk

MOLSON CUP
Trevor Kidd

NHL 2ND ALL-STAR
Theoren Fleury

1993–94

Flames capture their first Pacific Division title

	REGULAR SEASON							PLAYOFFS				
COACH	**GP**	**W**	**L**	**T**	**PTS**	**GF**	**GA**	**GP**	**W**	**L**	**GF**	**GA**
Dave King	84	42	29	13	97	302	256	7	3	4	20	23

Regular Season: 1st Pacific Division, tied 6th overall. Playoffs: Western Conference Quarter-Finals — lost series to Vancouver 4-3.

		REGULAR SEASON					PLAYOFFS				
PLAYER		**GP**	**G**	**A**	**PTS**	**PIM**	**GP**	**G**	**A**	**PTS**	**PIM**
Robert Reichel		84	40	53	93	58	7	0	5	5	0
Theoren Fleury		83	40	45	85	186	7	6	4	10	5
Gary Roberts		71	41	43	84	145	7	2	6	8	24
Al MacInnis		75	28	54	82	95	7	2	6	8	12
Joe Nieuwendyk		64	36	39	75	51	6	2	2	4	0
Michael Nylander	HFD	58	11	33	44	24	-	-	-	-	-
	CGY	15	2	9	11	6	3	0	0	0	0
	TOTAL	73	13	42	55	30	3	0	0	0	0
Zarley Zalapski	HFD	56	7	30	37	56	-	-	-	-	-
	CGY	13	3	7	10	18	7	0	3	3	2
	TOTAL	69	10	37	47	74	7	0	3	3	2
German Titov		76	27	18	45	28	7	2	1	3	4
Wes Walz		53	11	27	38	16	6	3	0	3	2
James Patrick	NYR	6	0	3	3	2	-	-	-	-	-
	HFD	47	8	20	28	32	-	-	-	-	-
	CGY	15	2	2	4	6	7	0	1	1	6
	TOTAL	68	10	25	35	40	7	0	1	1	6
Kelly Kisio		51	7	23	30	28	7	0	2	2	8
Ron Stern		71	9	20	29	243	7	2	0	2	12
Paul Ranheim		67	10	14	24	20					
Joel Otto		81	11	12	23	92	3	0	1	1	4
Michel Petit		63	2	21	23	110	-	-	-	-	-
Dan Keczmer	HFD	12	0	1	1	12	-	-	-	-	-
	CGY	57	1	20	21	48	3	0	0	0	4
	TOTAL	69	1	21	22	60	3	0	0	0	4
Trent Yawney		58	6	15	21	60	7	0	0	0	16
Gary Suter		25	4	9	13	20	-	-	-	-	-
Ted Drury		34	5	7	12	26	-	-	-	-	-
Chris Dahlquist		77	1	11	12	52	1	0	0	0	0
Paul Kruse		68	3	8	11	185	7	0	0	0	14
Sandy McCarthy		79	5	5	10	173	7	0	0	0	34
Mike Sullivan	SJS	26	2	2	4	4	-	-	-	-	-
	CGY	19	2	3	5	6	7	1	1	2	8
	TOTAL	45	4	5	9	10	7	1	1	2	8
Frank Musil		75	1	8	9	50	7	0	1	1	4
Brad Schlegel		26	1	6	7	4	-	-	-	-	-
Guy Larose	TOR	10	1	2	3	10	-	-	-	-	-
	CGY	7	0	1	1	4	-	-	-	-	-
	TOTAL	17	1	3	4	14	-	-	-	-	-
Trevor Kidd		31	0	4	4	4	-	-	-	-	-
Vesa Viitakoski		8	1	2	3	0	-	-	-	-	-
Len Esau		6	0	3	3	7	-	-	-	-	-
Kevin Dahl		33	0	3	3	23	6	0	0	0	4
Greg Paslawski		15	2	0	2	2	-	-	-	-	-
David Haas		2	1	1	2	7	-	-	-	-	-
Brad Miller		8	0	1	1	14	-	-	-	-	-
Lee Norwood		16	0	1	1	16	-	-	-	-	-
Jason Muzzatti		1	0	0	0	0	-	-	-	-	-
Jeff Reese		1	0	0	0	0	-	-	-	-	-
Mark Freer		2	0	0	0	4	-	-	-	-	-
Peter Ahola		2	0	0	0	0	-	-	-	-	-
David Struch		4	0	0	0	4	-	-	-	-	-
Kevin Wortman		5	0	0	0	2	-	-	-	-	-
Andrei Trefilov		11	0	0	0	4	-	-	-	-	-
Mike Vernon		48	0	0	0	14	7	0	0	0	2
BENCH		-	-	-	-	16	-	-	-	-	-
TOTAL		**84**	**302**	**495**	**797**	**1847**	**7**	**20**	**33**	**53**	**173**

GOALTENDER	**GP**	**MP**	**GA**	**GAA**	**W-L-OTL**	**SO**	**EN**	**GP**	**MP**	**GA**	**GAA**	**W-L**	**SO**	**EN**
Andrei Trefilov	11	623	26	2.50	3-4-2	2	1	-	-	-	-	-	-	-
Michael Vernon	48	2798	131	2.81	26-17-5	3	4	7	466	23	2.96	3-4	0	0
Trevor Kidd	31	1614	85	3.16	13-7-6	-	-	-	-	-	-	-	-	-
Jeff Reese	1	13	1	4.62	0-0-0	-	-	-	-	-	-	-	-	-
Jason Muzzatti	1	60	8	8.00	0-1-0	-	-	-	-	-	-	-	-	-
TOTAL	**84**	**5124**	**256**	**3.00**	**42-29-13**	**5**	**5**	**7**	**466**	**23**	**2.96**	**3-4**	**0**	**0**

REGULAR SEASON

MOST POINTS:
Robert Reichel, 93

MOST GOALS:
Gary Roberts, 41

MOST ASSISTS:
Al MacInnis, 54

MOST PENALTY MINUTES:
Ron Stern, 243

MOST WINS GOALIE:
Mike Vernon, 26

PLAYOFFS

MOST POINTS:
Theoren Fleury, 10

MOST GOALS:
Theoren Fleury, 6

MOST ASSISTS:
Al MacInnis, 6
Gary Roberts, 6

MOST PENALTY MINUTES:
Sandy McCarthy, 34

MOST WINS GOALIE:
Mike Vernon, 3

TROPHIES AND AWARDS

RALPH T. SCURFIELD HUMANITARIAN AWARD
Al MacInnis

MOLSON CUP
Joe Nieuwendyk

1992-93

Fleury records 100 points

	REGULAR SEASON							PLAYOFFS				
COACH	**GP**	**W**	**L**	**T**	**PTS**	**GF**	**GA**	**GP**	**W**	**L**	**GF**	**GA**
Dave King	84	43	30	11	97	322	282	6	2	4	28	33

Regular Season: 2nd Smythe Division, 9th overall. Playoffs: Smythe Division Semi-Finals — lost series to Los Angeles 4-2.

		REGULAR SEASON					PLAYOFFS				
PLAYER		**GP**	**G**	**A**	**PTS**	**PIM**	**GP**	**G**	**A**	**PTS**	**PIM**
Theoren Fleury		83	34	66	100	88	6	5	7	12	27
Robert Reichel		80	40	48	88	54	6	2	4	6	2
Gary Suter		81	23	58	81	112	6	2	3	5	8
Gary Roberts		58	38	41	79	172	5	1	6	7	43
Joe Nieuwendyk		79	38	37	75	52	6	3	6	9	10
Sergei Makarov		71	18	39	57	40	-	-	-	-	-
Al MacInnis		50	11	43	54	61	6	1	6	7	10
Joel Otto		75	19	33	52	150	6	4	2	6	4
Paul Ranheim		83	21	22	43	26	6	0	1	1	0
Greg Paslawski	PHI	60	14	19	33	12	-	-	-	-	-
	CGY	13	4	5	9	0	6	3	0	3	0
	TOTAL	73	18	24	42	12	6	3	0	3	0
Ron Stern		70	10	15	25	207	6	0	0	0	43
Brent Ashton	BOS	26	2	2	4	11	-	-	-	-	-
	CGY	32	8	11	19	41	6	0	3	3	2
	TOTAL	58	10	13	23	52	6	0	3	3	2
Chris Lindberg		62	9	12	21	18	2	0	1	1	2
Roger Johansson		77	4	16	20	62	5	0	1	1	2
Trent Yawney		63	1	16	17	67	6	3	2	5	6
Frank Musil		80	6	10	16	131	6	1	1	2	7
Gary Leeman		30	9	5	14	10	-	-	-	-	-
Brian Skrudland	MTL	23	5	3	8	55	-	-	-	-	-
	CGY	16	2	4	6	10	6	0	3	3	12
	TOTAL	39	7	7	14	65	6	0	3	3	12
Craig Berube		77	4	8	12	209	6	0	0	1	21
Michel Petit		35	3	9	12	54	-	-	-	-	-
Carey Wilson		22	4	7	11	8	-	-	-	-	-
Kevin Dahl		61	2	9	11	56	6	0	2	2	8
Chris Dahlquist		74	3	7	10	66	6	3	1	4	4
Alexander Godynyuk		27	3	4	7	19	-	-	-	-	-
C.J. Young		28	3	2	5	20	-	-	-	-	-
Todd Harkins		15	2	3	5	22	-	-	-	-	-
Paul Kruse		27	2	3	5	41	-	-	-	-	-
Jeff Reese		26	0	4	4	4	4	0	0	0	0
Greg Smyth		35	1	2	3	95	-	-	-	-	-
Tomas Forslund		6	0	2	2	0	-	-	-	-	-
Michael Vernon		64	0	2	2	42	4	0	0	0	2
Patrick Lebeau		1	0	0	0	0	-	-	-	-	-
Shawn Heaphy		1	0	0	0	0	-	-	-	-	-
Andrei Trefilov		1	0	0	0	2	-	-	-	-	-
BENCH		-	-	-	-	12	-	-	-	-	-
TOTAL		**84**	**322**	**543**	**865**	**1951**	**6**	**28**	**50**	**78**	**213**

GOALTENDER	**GP**	**MP**	**GA**	**GAA**	**W-L-OTL**	**SO**	**EN**	**GP**	**MP**	**GA**	**GAA**	**W-L**	**SO**	**EN**
Jeff Reese	26	1311	70	3.20	14-4-1	1	0	4	209	17	4.88	1-3	1	0
Michael Vernon	64	3732	203	3026	29-26-9	2	4	4	150	14	6.00	1-1	0	0
Andrei Trefilov	1	65	5	4.62	0-0-1	0	0	-	-	-	-	-	-	-
TOTAL	**84**	**5119**	**282**	**3.31**	**43-30-11**	**3**	**4**	**6**	**359**	**32**	**140**	**2-4**	**1**	**0**

REGULAR SEASON

MOST POINTS:
Theoren Fleury, 100

MOST GOALS:
Robert Reichel, 40

MOST ASSISTS:
Theoren Fleury, 66

MOST PENALTY MINUTES:
Craig Berube, 209

MOST WINS GOALIE:
Mike Vernon, 29

PLAYOFFS

MOST POINTS:
Theoren Fleury, 12

MOST GOALS:
Theoren Fleury, 5

MOST ASSISTS:
Theoren Fleury, 7

MOST PENALTY MINUTES:
Gary Roberts, 43
Ron Stern, 43

MOST WINS GOALIE:
Mike Vernon, 1
Jeff Reese, 1

TROPHIES AND AWARDS

RALPH T. SCURFIELD HUMANITARIAN AWARD
Joel Otto

MOLSON CUP
Theoren Fleury

1991-92

Roberts scores 53 goals, the second highest in team history

	REGULAR SEASON							PLAYOFFS				
COACH	**GP**	**W**	**L**	**T**	**PTS**	**GF**	**GA**	**GP**	**W**	**L**	**GF**	**GA**
Doug Risebrough/Guy Charron	80	31	37	12	74	296	305	-	-	-	-	-

Regular Season: 5th Smythe Division, tied 17th overall.

		REGULAR SEASON					PLAYOFFS				
PLAYER		**GP**	**G**	**A**	**PTS**	**PIM**	**GP**	**G**	**A**	**PTS**	**PIM**
Gary Roberts		76	53	37	90	207	-	-	-	-	-
Al MacInnis		72	20	57	77	83	-	-	-	-	-
Theoren Fleury		80	33	40	73	133	-	-	-	-	-
Sergei Makarov		68	22	48	70	60	-	-	-	-	-
Joe Nieuwendyk		69	22	34	56	55	-	-	-	-	-
Gary Suter		70	12	43	55	128	-	-	-	-	-
Robert Reichel		77	20	34	54	32	-	-	-	-	-
Paul Ranheim		80	23	20	43	32	-	-	-	-	-
Doug Gilmour		38	11	27	38	46	-	-	-	-	-
Joel Otto		78	13	21	34	161	-	-	-	-	-
Gary Leeman	TOR	34	7	13	20	44	-	-	-	-	-
	CGY	29	2	7	9	27	-	-	-	-	-
	TOTAL	63	9	20	29	71	-	-	-	-	-
Michel Petit	TOR	34	1	13	14	85	-	-	-	-	-
	CGY	36	3	10	13	79	-	-	-	-	-
	TOTAL	70	4	23	27	164	-	-	-	-	-
Carey Wilson		42	11	12	23	37	-	-	-	-	-
Ron Stern		72	13	9	22	338	-	-	-	-	-
Marc Habscheid		46	7	11	18	42	-	-	-	-	-
Craig Berube	TOR	40	5	7	12	109	-	-	-	-	-
	CGY	36	1	4	5	155	-	-	-	-	-
	TOTAL	76	6	11	17	264	-	-	-	-	-
Tomas Forslund		38	5	9	14	12	-	-	-	-	-
Jamie Macoun		37	2	12	14	53	-	-	-	-	-
Trent Yawney		47	4	9	13	45	-	-	-	-	-
Nevin Markwart	BOS	18	3	6	9	44	-	-	-	-	-
	CGY	10	2	1	3	25	-	-	-	-	-
	TOTAL	28	5	7	12	69	-	-	-	-	-
Frank Musil		78	4	8	12	103	-	-	-	-	-
Alexander Godynyuk	TOR	31	3	6	9	59	-	-	-	-	-
	CGY	6	0	1	1	4	-	-	-	-	-
	TOTAL	37	3	7	10	63	-	-	-	-	-
Mark Osiecki		50	2	7	9	24	-	-	-	-	-
Chris Lindberg		17	2	5	7	17	-	-	-	-	-
Mike Vernon		63	0	7	7	8	-	-	-	-	-
Ric Nattress		18	0	5	5	31	-	-	-	-	-
Paul Kruse		16	3	1	4	65	-	-	-	-	-
Martin Simard		21	1	3	4	119	-	-	-	-	-
Tim Hunter		30	1	3	4	167	-	-	-	-	-
Greg Smyth	QUE	29	0	2	2	138	-	-	-	-	-
	CGY	7	1	1	2	15	-	-	-	-	-
	TOTAL	36	1	3	4	153	-	-	-	-	-
Tim Sweeney		11	1	2	3	4	-	-	-	-	-
Neil Sheehy		35	1	2	3	119	-	-	-	-	-
Stephane Matteau		4	1	0	1	19	-	-	-	-	-
Richard Zemlak		5	0	1	1	42	-	-	-	-	-
Jeff Reese	TOR	8	0	0	0	0	-	-	-	-	-
	CGY	12	0	1	1	12	-	-	-	-	-
	TOTAL	20	0	1	1	12	-	-	-	-	-
Jim Kyte		21	0	1	1	107	-	-	-	-	-
Darryl Olsen		1	0	0	0	0	-	-	-	-	-
Scott Sharples		1	0	0	0	0	-	-	-	-	-
Trevor Kidd		2	0	0	0	0	-	-	-	-	-
Kevan Guy		3	0	0	0	2	-	-	-	-	-
Todd Harkins		5	0	0	0	7	-	-	-	-	-
Rick Wamsley		9	0	0	0	0	-	-	-	-	-
Rich Chernomaz		11	0	0	0	6	-	-	-	-	-
BENCH		-	-	-	-	20	-	-	-	-	-
TOTAL		**80**	**296**	**493**	**789**	**2643**	**-**	**-**	**-**	**-**	**-**

GOALTENDER		**GP**	**MP**	**GA**	**GAA**	**W-L-OTL**	**SO**	**EN**	**GP**	**MP**	**GA**	**GAA**	**W-L**	**SO**	**EN**
Mike Vernon		63	3640	217	3.58	24-30-9	2	4	-	-	-	-	-	-	-
Scott Sharples		1	65	4	3.69	0-0-1	0	0	-	-	-	-	-	-	-
Jeff Reese	TOR	8	413	20	2.91	1-5-1	0	0	-	-	-	-	-	-	-
	CGY	12	587	37	3.78	3-2-2	1	0	-	-	-	-	-	-	-
	TOTAL	20	1000	57	3.42	4-7-3	1	0	-	-	-	-	-	-	-
Trevor Kidd		2	120	8	4.00	1-1-0	0	0	-	-	-	-	-	-	-
Rick Wamsley		9	457	34	4.46	3-4-0	0	0	-	-	-	-	-	-	-
TOTAL		**80**	**6292**	**305**	**3.75**	**31-37-12**	**3**	**4**	**-**	**-**	**-**	**-**	**-**	**-**	**-**

REGULAR SEASON

MOST POINTS:
Gary Roberts, 90

MOST GOALS:
Gary Roberts, 53

MOST ASSISTS:
Al MacInnis, 57

MOST PENALTY MINUTES:
Ron Stern, 338

MOST WINS GOALIE:
Mike Vernon, 24

TROPHIES AND AWARDS

RALPH T. SCURFIELD HUMANITARIAN AWARD
Bob Johnson

MOLSON CUP
Mike Vernon

1990-91

Fleury scores 51 goals | MacInnis named 1st Team All-Star

	REGULAR SEASON							PLAYOFFS				
COACH	**GP**	**W**	**L**	**T**	**PTS**	**GF**	**GA**	**GP**	**W**	**L**	**GF**	**GA**
Doug Risebrough	80	46	26	8	100	344	263	7	3	4	20	22

Regular Season: 2nd Smythe Division, tied 4th overall. Playoffs: Smythe Division Semi-Finals — lost series to Edmonton 4-3.

		REGULAR SEASON					PLAYOFFS				
PLAYER		**GP**	**G**	**A**	**PTS**	**PIM**	**GP**	**G**	**A**	**PTS**	**PIM**
Theoren Fleury		79	51	53	104	136	7	2	5	7	14
Al MacInnis		78	28	75	103	90	7	2	3	5	8
Joe Nieuwendyk		79	45	40	85	36	7	4	1	5	10
Doug Gilmour		78	20	61	81	144	7	1	1	2	0
Sergei Makarov		78	30	49	79	44	3	1	0	1	0
Gary Suter		79	12	58	70	102	7	1	6	7	12
Gary Roberts		80	22	31	53	252	7	1	3	4	18
Robert Reichel		66	19	22	41	22	6	1	1	2	0
Joel Otto		76	19	20	39	183	7	1	2	3	8
Paul Fenton	WPG	17	4	4	8	18	-	-	-	-	-
	TOR	30	5	10	15	0	-	-	-	-	-
	CGY	31	5	7	12	10	5	0	0	0	2
	TOTAL	78	14	21	35	28	5	0	0	0	2
Stephane Matteau		78	15	19	34	93	5	0	1	1	0
Paul Ranheim		39	14	16	30	4	7	2	2	4	0
Carey Wilson	HFD	45	8	15	23	16	-	-	-	-	-
	CGY	12	3	3	6	2	7	2	2	4	0
	TOTAL	57	11	18	29	18	7	2	2	4	0
Brian MacLellan		57	13	14	27	55	1	0	0	0	0
Mark Hunter		57	10	15	25	125	-	-	-	-	-
Frank Musil	MIN	8	0	2	2	23	7	0	0	0	10
	CGY	67	7	14	12	160	-	-	-	-	-
	TOTAL	75	7	16	23	183	-	-	-	-	-
Jamie Macoun		79	7	15	22	84	7	0	1	1	4
Ric Nattress		58	5	13	18	63	7	1	0	1	2
Roger Johansson		38	4	13	17	47	-	-	-	-	-
Tim Sweeney		42	7	9	16	8	-	-	-	-	-
Ron Stern	VAN	31	2	3	5	171	-	-	-	-	-
	CGY	13	1	3	4	69	7	1	3	4	14
	TOTAL	44	3	6	9	240	7	1	3	4	14
Jim Kyte	PIT	1	0	0	0	2	-	-	-	-	-
	CGY	42	0	9	9	153	7	0	0	0	7
	TOTAL	43	0	9	9	155	7	0	0	0	7
Tim Hunter		34	5	2	7	143	7	0	0	0	10
Sergei Priakin		24	1	6	7	0	-	-	-	-	-
Kevan Guy	VAN	39	1	6	7	39	-	-	-	-	-
	CGY	4	0	0	0	4	-	-	-	-	-
	TOTAL	43	1	6	7	43	-	-	-	-	-
Ken Sabourin		16	1	3	4	36	-	-	-	-	-
Mike Vernon		54	0	4	4	8	7	0	0	0	0
Jiri Hrdina		14	0	3	3	4	-	-	-	-	-
Martin Simard		16	0	2	2	53	-	-	-	-	-
Dana Murzyn		19	0	2	2	30	-	-	-	-	-
Rick Lessard		1	0	1	1	0	-	-	-	-	-
Rick Wamsley		29	0	1	1	0	1	0	0	0	0
Steve Guenette		1	0	0	0	0	-	-	-	-	-
Paul Kruse		1	0	0	0	7	-	-	-	-	-
Marc Bureau		5	0	0	0	2	-	-	-	-	-
Colin Patterson		-	-	-	-	-	1	0	0	0	0
BENCH		-	-	-	-	28	-	-	-	-	4
TOTAL		**80**	**344**	**583**	**927**	**2201**	**7**	**20**	**31**	**51**	**123**

GOALTENDER	**GP**	**MP**	**GA**	**GAA**	**W-L-OTL**	**SO**	**EN**	**GP**	**MP**	**GA**	**GAA**	**W-L**	**SO**	**EN**
Rick Wamsley	29	1670	85	3.05	14-7-5	0	0	1	2	1	30.00	0-0	0	0
Mike Vernon	54	3121	172	3.31	31-19-3	1	2	7	427	21	2.95	3-4	0	0
Steve Guenette	1	60	4	4.00	1-0-0	0	0	-	-	-	-	-	-	-
TOTAL	**80**	**4859**	**263**	**3.25**	**46-26-8**	**1**	**2**	**6**	**430**	**22**	**3.07**	**3-4**	**0**	**0**

REGULAR SEASON

MOST POINTS:
Theoren Fleury, 104

MOST GOALS:
Theoren Fleury, 51

MOST ASSISTS:
Al MacInnis, 75

MOST PENALTY MINUTES:
Gary Roberts, 252

MOST WINS GOALIE:
Mike Vernon, 31

PLAYOFFS

MOST POINTS:
Theoren Fleury, 7
Gary Suter, 7

MOST GOALS:
Joe Nieuwendyk, 4

MOST ASSISTS:
Gary Suter, 6

MOST PENALTY MINUTES:
Gary Roberts, 18

MOST WINS GOALIE:
Mike Vernon, 3

OVERTIME GOALS:
Theoren Fleury, 1

TROPHIES AND AWARDS

RALPH T. SCURFIELD HUMANITARIAN AWARD
Jamie Macoun

MOLSON CUP
Theoren Fleury

NHL 1ST ALL-STAR
Al MacInnis

1989–90

Flames first Smythe Division Title | MacInnis named to All-Star team

	REGULAR SEASON							PLAYOFFS				
COACH	**GP**	**W**	**L**	**T**	**PTS**	**GF**	**GA**	**GP**	**W**	**L**	**GF**	**GA**
Terry Crisp	80	42	23	15	99	348	265	6	2	4	24	29

Regular Season: 1st Smythe Division, 2nd overall. Playoffs: Smythe Division Semi-Finals — lost series to Los Angeles 4-2.

		REGULAR SEASON					PLAYOFFS				
PLAYER		**GP**	**G**	**A**	**PTS**	**PIM**	**GP**	**G**	**A**	**PTS**	**PIM**
Joe Nieuwendyk		79	45	50	95	40	6	4	6	10	4
Doug Gilmour		78	24	67	91	54	6	3	1	4	8
Al MacInnis		79	28	62	90	82	6	2	3	5	8
Sergei Makarov		80	24	62	86	55	6	0	6	6	3
Gary Suter		76	16	60	76	97	6	0	1	1	12
Gary Roberts		78	39	33	72	222	6	2	5	7	41
Joe Mullen		78	36	33	69	24	6	3	0	3	0
Theoren Fleury		80	31	35	66	157	6	2	3	5	10
Paul Ranheim		80	26	28	54	23	6	1	3	4	2
Brian MacLellan		65	20	18	38	26	6	0	2	2	8
Jamie Macoun		78	8	27	35	70	6	0	3	3	10
Joel Otto		75	13	20	33	116	6	2	2	4	2
Jiri Hrdina		64	12	18	30	31	6	0	1	1	2
Dana Murzyn		78	7	13	20	140	6	2	2	4	2
Brad McCrimmon		79	4	15	19	78	6	0	2	2	8
Ric Nattress		49	1	14	15	26	6	2	0	2	8
Colin Patterson		61	5	3	8	20	-	-	-	-	-
Jonas Bergqvist		22	2	5	7	10	-	-	-	-	-
Jim Korn	NJD	37	2	3	5	99	-	-	-	-	-
	CGY	9	0	2	2	26	4	1	0	1	12
	TOTAL	46	2	5	7	125	4	1	0	1	12
Mark Hunter		10	2	3	5	39	-	-	-	-	-
Tim Hunter		67	2	3	5	279	6	0	0	0	4
Roger Johansson		35	0	5	5	48	-	-	-	-	-
Sergei Priakin		20	2	2	4	0	2	0	0	0	0
Mike Vernon		47	0	3	3	21	6	0	0	0	0
Jim Peplinski		6	1	0	1	4	-	-	-	-	-
Brian Glynn		1	0	0	0	0	-	-	-	-	-
Steve Guenette		2	0	0	0	2	-	-	-	-	-
Stu Grimson		3	0	0	0	17	-	-	-	-	-
Marc Bureau		5	0	0	0	4	-	-	-	-	-
Ken Sabourin		5	0	0	0	10	-	-	-	-	-
Rick Wamsley		36	0	0	0	4	1	0	0	0	0
BENCH		-	-	-	-	26	-	-	-	-	4
TOTAL		**80**	**348**	**581**	**929**	**1751**	**6**	**24**	**40**	**64**	**145**

GOALTENDER	**GP**	**MP**	**GA**	**GAA**	**W-L-OTL**	**SO**	**EN**	**GP**	**MP**	**GA**	**GAA**	**W-L**	**SO**	**EN**
Mike Vernon	47	2795	146	3.13	23-14-9	1	2	6	342	19	3.33	2-3	3	1
Rick Wamsley	36	1969	107	3.26	18-8-6	0	0	1	49	9	11.02	0-1	0	0
Steve Guenette	2	119	8	4.03	1-1-0	0	0	-	-	-	-	-	-	-
TOTAL	**80**	**4895**	**265**	**3.25**	**42-23-15**	**1**	**2**	**6**	**392**	**28**	**4.44**	**2-4**	**3**	**1**

REGULAR SEASON

MOST POINTS:
Joe Nieuwendyk, 95

MOST GOALS:
Joe Nieuwendyk, 45

MOST ASSISTS:
Doug Gilmour, 67

MOST PENALTY MINUTES:
Tim Hunter, 279

MOST WINS GOALIE:
Mike Vernon, 23

PLAYOFFS

MOST POINTS:
Joe Nieuwendyk, 10

MOST GOALS:
Joe Nieuwendyk, 4

MOST ASSISTS:
Joe Nieuwendyk, 6
Sergei Makarov, 6

MOST PENALTY MINUTES:
Gary Roberts, 41

MOST WINS GOALIE:
Mike Vernon, 2

TROPHIES AND AWARDS

RALPH T. SCURFIELD HUMANITARIAN AWARD
Tim Hunter

CALDER MEMORIAL TROPHY
Sergei Makarov

MOLSON CUP
Joe Nieuwendyk

NHL 1ST ALL-STAR
Al MacInnis

1988–89

Flames win their first Stanley Cup and second Presidents' Trophy

	REGULAR SEASON							PLAYOFFS				
COACH	**GP**	**W**	**L**	**T**	**PTS**	**GF**	**GA**	**GP**	**W**	**L**	**GF**	**GA**
Terry Crisp	80	54	17	9	117	354	226	22	16	6	82	55

Regular Season: 1st Smythe Division, 1st overall. Playoffs: Smythe Division Semi-Finals — defeated Vancouver 4-3; Smythe Division Finals — defeated Los Angeles 4-0; Campbell Conference Championships — defeated Chicago 4-1; Stanley Cup Championship — defeated Montreal 4-2.

		REGULAR SEASON					PLAYOFFS				
PLAYER		**GP**	**G**	**A**	**PTS**	**PIM**	**GP**	**G**	**A**	**PTS**	**PIM**
Joe Mullen		79	51	59	110	16	21	16	8	24	4
Hakan Loob		79	27	58	85	44	22	8	9	17	4
Doug Gilmour		72	26	59	85	44	22	11	11	22	20
Joe Nieuwendyk		77	51	31	82	40	22	10	4	14	10
Al MacInnis		79	16	58	74	126	22	7	24	31	46
Gary Suter		63	13	49	62	78	5	0	3	3	10
Jiri Hrdina		70	22	32	54	26	4	0	0	0	0
Joel Otto		72	23	30	53	213	22	6	13	19	46
Brian MacLennan	MIN	60	16	23	39	104	-	-	-	-	-
	CGY	12	2	3	5	14	21	3	2	5	19
	TOTAL	72	18	26	44	118	21	3	2	5	19
Gary Roberts		71	22	16	38	250	22	5	7	12	57
Colin Patterson		74	14	24	38	56	22	3	10	13	24
Jim Peplinski		79	13	25	38	241	20	1	6	7	75
Theoren Fleury		36	14	20	34	46	22	5	6	11	24
Mark Hunter		66	22	8	30	194	10	2	2	4	23
Jamie Macoun		72	8	19	27	76	22	3	6	9	30
Brad McCrimmon		72	5	17	22	96	22	0	3	3	30
Dana Murzyn		63	3	19	22	142	21	0	3	3	20
Lanny McDonald		51	11	7	18	26	14	1	3	4	29
Rob Ramage		68	3	13	16	156	20	1	11	12	26
Tim Hunter		75	3	9	12	375*	19	0	4	4	32
Ric Nattress		38	1	8	9	47	19	0	3	3	20
Perry Berezan		35	4	4	8	23	-	-	-	-	-
Michael Vernon		52	0	4	4	18	22	0	0	0	14
Rick Lessard		6	0	1	1	2	-	-	-	-	-
Ken Sabourin		6	0	1	1	26	1	0	0	0	0
Brian Glynn		9	0	1	1	19	-	-	-	-	-
Rick Wamsley		35	0	1	1	8	1	0	0	0	0
Rich Chernomaz		1	0	0	0	0	-	-	-	-	-
Stu Grimson		1	0	0	0	5	-	-	-	-	-
Sergei Priakin		2	0	0	0	2	1	0	0	0	0
Dave Reierson		2	0	0	0	2	-	-	-	-	-
Paul Ranheim		5	0	0	0	0	-	-	-	-	-
Shane Churla		5	0	0	0	25	-	-	-	-	-
BENCH		-	-	-	-	10	-	-	-	-	-
TOTAL		**80**	**354**	**576**	**930**	**2444**	**22**	**82**	**138**	**220**	**563**

*Flames franchise record.

GOALTENDER	**GP**	**MP**	**GA**	**GAA**	**W-L-OTL**	**SO**	**EN**	**GP**	**MP**	**GA**	**GAA**	**W-L**	**SO**	**EN**
Mike Vernon	52	2938	130	2.65	37-6-5	0	0	22	1381	52	2.26	16-5	3	1
Rick Wamsley	35	1927	95	2.96	17-11-4	2	1	1	20	2	6.00	0-1	0	0
Steve Guenette	-	-	-	-	-	-	-	-	-	-	-	-	-	-
TOTAL	**80**	**4871**	**225**	**2.78**	**54-17-9**	**2**	**1**	**22**	**1401**	**54**	**2.36**	**16-6**	**3**	**1**

REGULAR SEASON

MOST POINTS:
Joe Mullen, 110

MOST GOALS:
Joe Mullen, 51
Joe Nieuwendyk, 51

MOST ASSISTS:
Joe Mullen, 59
Doug Gilmour, 59

MOST PENALTY MINUTES:
Tim Hunter, 375

MOST WINS GOALIE:
Mike Vernon, 37

PLAYOFFS

MOST POINTS:
Al MacInnis, 31

MOST GOALS:
Joe Mullen, 16

MOST ASSISTS:
Al MacInnis, 24

MOST PENALTY MINUTES:
Jim Peplinski, 75

MOST WINS GOALIE:
Mike Vernon, 16

TROPHIES AND AWARDS

RALPH T. SCURFIELD HUMANITARIAN AWARD
Lanny McDonald

CONN SMYTHE TROPHY
Al MacInnis

LADY BYNG TROPHY
Joe Mullen

EMERY EDGE +/-
Joe Mullen

MOLSON CUP
Joe Mullen

NHL 1ST ALL-STAR
Al MacInnis

NHL 2ND ALL-STAR
Mike Vernon

1987–88

Flames capture their first Presidents' Trophy

	REGULAR SEASON							PLAYOFFS				
COACH	**GP**	**W**	**L**	**T**	**PTS**	**GF**	**GA**	**GP**	**W**	**L**	**GF**	**GA**
Terry Crisp	80	48	23	9	105	397	305	9	4	5	41	36

Regular Season: 1st Smythe Division, 1st overall. Playoffs: Smythe Division Semi-Finals — defeated Los Angeles 4-1; Smythe Division Finals — lost series to Edmonton 4-0.

		REGULAR SEASON					PLAYOFFS				
PLAYER		**GP**	**G**	**A**	**PTS**	**PIM**	**GP**	**G**	**A**	**PTS**	**PIM**
Hakan Loob		80	50	56	106	47	9	8	1	9	4
Mike Bullard		79	48	55	103	68	6	0	2	2	6
Joe Nieuwendyk		75	51	41	92	23	8	3	4	7	2
Gary Suter		75	21	70	91	124	9	1	9	10	6
Joe Mullen		80	40	44	86	30	7	2	4	6	10
Al MacInnis		80	25	58	83	114	7	3	6	9	18
John Tonelli		74	17	41	58	84	6	2	5	7	8
Joel Otto		62	13	39	52	194	9	3	2	5	24
Jim Peplinski		75	20	31	51	234	9	0	5	5	45
Brett Hull		52	26	24	50	12	-	-	-	-	-
Rob Ramage	STL	67	8	34	42	127	-	-	-	-	-
	CGY	12	1	6	7	37	9	1	3	4	21
	TOTAL	79	9	40	49	164	9	1	3	4	21
Brad McCrimmon		80	7	35	42	98	9	2	3	5	22
Carey Wilson		34	9	21	30	18	-	-	-	-	-
Gary Roberts		74	13	15	28	282	9	2	3	5	29
Lanny McDonald		60	10	13	23	57	9	3	1	4	6
Craig Coxe	VAN	64	5	12	17	186	-	-	-	-	-
	CGY	7	2	3	5	32	2	1	0	1	16
	TOTAL	71	7	15	22	218	2	1	0	1	16
Perry Berezan		29	7	12	19	66	8	0	2	2	13
Brian Glynn		67	5	14	19	87	1	0	0	0	0
Colin Patterson		39	7	11	18	28	9	1	0	1	8
Dana Murzyn	HFD	33	1	6	7	45	-	-	-	-	-
	CGY	41	6	5	11	94	5	2	0	2	13
	TOTAL	74	7	11	18	139	5	2	0	2	13
Ric Nattress		63	2	13	15	37	6	1	3	4	0
Tim Hunter		68	8	5	13	337	9	4	0	4	32
Steve Bozek		26	3	7	10	12		-	-	-	-
Neil Sheehy		36	2	6	8	73	-	-	-	-	-
Jiri Hrdina		9	2	5	7	2	1	0	0	0	0
Mike Vernon		64	0	7	7	47	9	0	2	2	2
Shane Churla	HFD	2	0	0	0	14	-	-	-	-	-
	CGY	29	1	5	6	132	7	0	1	1	17
	TOTAL	31	1	5	6	146	7	0	1	1	17
Paul Reinhart		14	0	4	4	10	8	2	7	9	6
Kevan Guy		11	0	3	3	8	-	-	-	-	-
Doug Dadswell		25	0	2	2	2	-	-	-	-	-
Rich Chernomaz		2	1	0	1	0	-	-	-	-	-
Randy Bucyk		2	0	0	0	0	-	-	-	-	-
Bob Bodak		3	0	0	0	22	-	-	-	-	-
Rick Wamsley	STL	31	0	0	0	14	-	-	-	-	-
	CGY	2	0	0	0	0	1	0	0	0	0
	TOTAL	33	0	0	0	14	1	0	0	0	0
BENCH		-	-	-	-	-	-	-	-	-	2
TOTAL		**80**	**397**	**652**	**1049**	**2429**	**9**	**41**	**63**	**104**	**312**

GOALTENDER		**GP**	**MP**	**GA**	**GAA**	**W-L-OTL**	**SO**	**EN**	**GP**	**MP**	**GA**	**GAA**	**W-L**	**SO**	**EN**
Rick Wamsley	STL	31	1818	103	3.40	13-16-1	0	0	-	-	-	-	-	-	-
	CGY	2	73	5	4.11	1-0-0	0	0	1	33	2	3.64	0-1	0	0
	TOTAL	33	1891	108	3.43	14-16-1	0	0	1	33	2	3.64	0-1	0	0
Mike Vernon		64	3565	210	3.53	39-16-7	1	1	9	515	34	3.96	4-4	0	0
Doug Dadswell		25	1221	89	4.37	8-7-2	0	0	-	-	-	-	-	-	-
TOTAL		**80**	**4895**	**304**	**3.75**	**48-23-9**	**1**	**1**	**9**	**548**	**36**	**3.94**	**4-5**	**0**	**0**

REGULAR SEASON

MOST POINTS:
Hakan Loob, 106

MOST GOALS:
Joe Nieuwendyk, 51

MOST ASSISTS:
Gary Suter, 70

MOST PENALTY MINUTES:
Tim Hunter, 337

MOST WINS GOALIE:
Mike Vernon, 39

PLAYOFFS

MOST POINTS:
Gary Suter, 10

MOST GOALS:
Hakan Loob, 8

MOST ASSISTS:
Gary Suter, 9

MOST PENALTY MINUTES:
Jim Peplinski, 45

MOST WINS GOALIE:
Mike Vernon, 4

TROPHIES AND AWARDS

RALPH T. SCURFIELD HUMANITARIAN AWARD
Jim Peplinski

CALDER MEMORIAL TROPHY
Joe Nieuwendyk

KING CLANCY AWARD
Lanny McDonald

EMERY EDGE +/-
Brad McCrimmon

MOLSON CUP
Joe Mullen

NHL 1ST ALL-STAR
Hakan Loob

NHL 2ND ALL-STAR
Brad McCrimmon
Gary Suter

1986–87

Joe Mullen captures the Lady Byng Trophy

	REGULAR SEASON							PLAYOFFS				
COACH	**GP**	**W**	**L**	**T**	**PTS**	**GF**	**GA**	**GP**	**W**	**L**	**GF**	**GA**
Bob Johnson	80	46	31	3	95	318	289	6	2	4	15	22

Regular Season: 2nd Smythe Division, 3rd overall. Playoffs: Smythe Division Semi-Finals — lost series to Winnipeg 4-2.

		REGULAR SEASON					PLAYOFFS				
PLAYER		**GP**	**G**	**A**	**PTS**	**PIM**	**GP**	**G**	**A**	**PTS**	**PIM**
Joe Mullen		79	47	40	87	14	6	2	1	3	0
Al MacInnis		79	20	56	76	97	4	1	0	1	0
Paul Reinhart		76	15	53	68	22	4	0	1	1	6
Mike Bullard	PIT	14	2	10	12	17	-	-	-	-	-
	CGY	57	28	26	54	34	6	4	2	6	2
	TOTAL	71	30	36	66	51	6	4	2	6	2
Carey Wilson		80	20	36	56	42	6	1	1	2	6
John Tonelli		78	20	31	51	72	3	0	0	0	2
Joel Otto		68	19	31	50	185	2	0	2	2	6
Jim Peplinski		80	18	32	50	181	6	1	0	1	24
Gary Suter		68	9	40	49	70	6	0	3	3	10
Hakan Loob		68	18	26	44	26	5	1	2	3	0
Jamie Macoun		79	7	33	40	111	3	0	1	1	8
Steve Bozek		71	17	18	35	22	4	1	0	1	2
Brian Bradley		40	10	18	28	16	-	-	-	-	-
Lanny McDonald		58	14	12	26	54	5	0	0	0	2
Colin Patterson		68	13	13	26	41	6	0	2	2	2
Tim Hunter		73	6	15	21	361	6	0	0	0	51
Gary Roberts		32	5	10	15	85	2	0	0	0	4
Dale DeGray		27	6	7	13	29	-	-	-	-	-
Neil Sheehy		54	4	6	10	151	6	0	0	0	21
Dan Quinn		16	3	6	9	14	-	-	-	-	-
Perry Berezan		24	5	3	8	24	2	0	2	2	7
Nick Fotiu		42	5	3	8	145	-	-	-	-	-
Kari Eloranta		13	1	6	7	9	6	0	2	2	0
Joe Nieuwendyk		9	5	1	6	0	6	2	2	4	0
Doug Risebrough		22	2	3	5	66	4	0	1	1	6
Kevan Guy		24	0	4	4	19	4	0	1	1	23
Brian Engblom		32	0	4	4	28	-	-	-	-	-
Paul Baxter		18	0	2	2	66	2	0	0	0	10
Mike Vernon		54	0	2	2	14	5	0	0	0	0
Brett Hull		5	1	0	1	0	4	2	1	3	0
Doug Dadswell		2	0	0	0	0	-	-	-	-	-
Rejean Lemelin		34	0	0	0	20	2	0	1	1	0
TOTAL		**80**	**318**	**538**	**856**	**2018**	**6**	**15**	**26**	**41**	**192**

GOALTENDER	**GP**	**MP**	**GA**	**GAA**	**W-L-OTL**	**SO**	**EN**	**GP**	**MP**	**GA**	**GAA**	**W-L**	**SO**	**EN**
Rejean Lemelin	34	1735	94	3.25	16-9-1	2	4	2	101	6	3.56	0-1	0	0
Mike Vernon	54	2957	178	3.61	30-21-1	1	2	5	263	16	3.65	2-3	0	0
Doug Dadswell	2	125	10	4.80	0-1-1	0	1	-	-	-	-	-	-	-
TOTAL	**80**	**4817**	**282**	**3.61**	**46-31-3**	**3**	**7**	**6**	**364**	**22**	**3.63**	**2-4**	**0**	**0**

REGULAR SEASON

MOST POINTS:
Joe Mullen, 87

MOST GOALS:
Joe Mullen, 47

MOST ASSISTS:
Al MacInnis, 56

MOST PENALTY MINUTES:
Tim Hunter, 361

MOST WINS GOALIE:
Mike Vernon, 30

PLAYOFFS

MOST POINTS:
Mike Bullard, 6

MOST GOALS:
Mike Bullard, 4

MOST ASSISTS:
Gary Suter, 3

MOST PENALTY MINUTES:
Tim Hunter, 51

MOST WINS GOALIE:
Mike Vernon, 2

OVERTIME GOAL:
Mike Bullard, 1

TROPHIES AND AWARDS

RALPH T. SCURFIELD HUMANITARIAN AWARD
Lanny McDonald

LADY BYNG TROPHY
Joe Mullen

1985–86

Flames vs. Habs for the Stanley Cup

	REGULAR SEASON							PLAYOFFS				
COACH	**GP**	**W**	**L**	**T**	**PTS**	**GF**	**GA**	**GP**	**W**	**L**	**GF**	**GA**
Bob Johnson	80	40	31	9	89	354	315	22	12	10	81	69

Regular Season: 2nd Smythe Division, 6th overall. Playoffs: Smythe Division Semi-Finals — defeated Winnipeg 3-0; Smythe Division Finals — defeated Edmonton 4-3; Conference Finals — defeated St. Louis 4-3; Stanley Cup Finals — lost to Montreal 4-1.

		REGULAR SEASON					PLAYOFFS				
PLAYER		**GP**	**G**	**A**	**PTS**	**PIM**	**GP**	**G**	**A**	**PTS**	**PIM**
Joe Mullen	STL	48	28	24	52	10	-	-	-	-	-
	CGY	29	16	22	38	11	21	12	7	19	4
	TOTAL	77	44	46	90	21	21	12	7	19	4
Dan Quinn		78	30	42	72	44	18	8	7	15	10
Lanny McDonald		80	28	43	71	44	22	11	7	18	30
John Tonelli	NYI	65	20	41	61	50	-	-	-	-	-
	CGY	9	3	4	7	10	22	7	9	16	49
	TOTAL	74	23	45	68	60	22	7	9	16	49
Gary Suter		80	18	50	68	141	10	2	8	10	8
Al MacInnis		77	11	57	68	76	21	4	15	19	30
Hakan Loob		68	31	36	67	36	22	4	10	14	6
Joel Otto		79	25	34	59	188	22	5	10	15	80
Jim Peplinski		77	24	35	59	214	22	5	9	14	107
Carey Wilson		76	29	29	58	24	9	0	2	2	2
Steve Bozek		64	21	22	43	24	14	2	6	8	32
Doug Risebrough		62	15	28	43	169	22	7	9	16	38
Perry Berezan		55	12	21	33	39	8	1	1	2	6
Paul Reinhart		32	8	25	33	15	21	5	13	18	4
Jamie Macoun		77	11	21	32	81	22	1	6	7	23
Richard Kromm		63	12	17	29	31	-	-	-	-	-
Colin Patterson		61	14	13	27	22	19	6	3	9	10
Steve Konroyd		59	7	20	27	64	-	-	-	-	-
Eddy Beers		33	11	10	21	8	-	-	-	-	-
Neil Sheehy		65	2	16	18	271	22	0	2	2	79
Tim Hunter		66	8	7	15	291	19	0	3	3	108
Gino Cavallini		27	7	7	14	26	-	-	-	-	-
Charlie Bourgeois		29	5	5	10	128	-	-	-	-	-
Terry Johnson	STL	49	0	4	4	87	-	-	-	-	-
	CGY	24	1	4	5	71	17	0	3	3	64
	TOTAL	73	1	8	9	158	17	0	3	3	64
Paul Baxter		47	4	3	7	194	13	0	1	1	55
Rejean Lemelin		60	0	5	5	10	3	0	1	1	0
Rik Wilson	STL	32	0	4	4	48	-	-	-	-	-
	CGY	2	0	0	0	0	-	-	-	-	-
	TOTAL	34	0	4	4	48	-	-	-	-	-
Yves Courteau		4	1	1	2	0	1	0	0	0	0
Brian Bradley		5	0	1	1	0	1	0	0	0	0
Nick Fotiu		9	0	1	1	21	11	0	1	1	34
Mike Vernon		18	0	1	1	4	21	0	1	1	0
Robin Bartel		1	0	0	0	0	6	0	0	0	16
Dale DeGray		1	0	0	0	0	-	-	-	-	-
Mark Lamb		1	0	0	0	0	-	-	-	-	-
Marc D'Amour		15	0	0	0	22	-	-	-	-	-
Brett Hull		-	-	-	-	-	2	0	0	0	0
TOTAL		**80**	**354**	**580**	**934**	**2279**	**22**	**81**	**135**	**216**	**80**

GOALTENDER	**GP**	**MP**	**GA**	**GAA**	**W-L-OTL**	**SO**	**EN**	**GP**	**MP**	**GA**	**GAA**	**W-L**	**SO**	**EN**
Mike Vernon	18	921	52	3.39	9-3-3	1	0	21	1229	60	2.93	12-9	0	2
Marc D'Amour	15	560	32	3.43	2-4-2	0	0	-	-	-	-	-	-	-
Rejean Lemelin	60	3369	229	4.08	29-24-4	1	2	3	109	7	3.85	0-1	0	0
TOTAL	**80**	**4850**	**313**	**3.87**	**40-31-9**	**2**	**2**	**22**	**1338**	**67**	**3.09**	**12-10**	**0**	**2**

REGULAR SEASON

MOST POINTS:
Joe Mullen, 90
(Calgary 38, St. Louis 52)

MOST GOALS:
Joe Mullen, 44
(Calgary 16, St. Louis 28)

MOST ASSISTS:
Al MacInnis, 57

MOST PENALTY MINUTES:
Tim Hunter, 291

MOST WINS GOALIE:
Rejean Lemelin, 29

PLAYOFFS

MOST POINTS:
Joe Mullen, 19
Al MacInnis, 19

MOST GOALS:
Joe Mullen, 12

MOST ASSISTS:
Al MacInnis, 15

MOST PENALTY MINUTES:
Tim Hunter, 108

MOST WINS GOALIE:
Mike Vernon, 12

OVERTIME GOAL:
Lanny McDonald, 1

TROPHIES AND AWARDS

CALDER MEMORIAL TROPHY
Gary Suter

MOLSON CUP
Hakan Loob

1984–85

Kent Nilsson finishes with 99 points

	REGULAR SEASON							PLAYOFFS				
COACH	**GP**	**W**	**L**	**T**	**PTS**	**GF**	**GA**	**GP**	**W**	**L**	**GF**	**GA**
Bob Johnson	80	41	27	12	94	363	302	4	1	3	13	15

Regular Season: 3rd Smythe Division, tied 6th overall. Playoffs: Smythe Division Semi-Finals — lost series to Winnipeg 3-1.

	REGULAR SEASON					PLAYOFFS				
PLAYER	**GP**	**G**	**A**	**PTS**	**PIM**	**GP**	**G**	**A**	**PTS**	**PIM**
Kent Nilsson	77	37	62	99	14	3	0	1	1	0
Hakan Loob	78	37	35	72	14	4	3	3	6	0
Carey Wilson	74	24	48	72	27	4	0	0	0	0
Paul Reinhart	75	23	46	69	18	4	1	1	2	0
Eddy Beers	74	28	40	68	94	3	1	0	1	0
Al MacInnis	67	14	52	66	75	4	1	2	3	8
Dan Quinn	74	20	38	58	22	3	0	0	0	0
Richard Kromm	73	20	32	52	32	3	0	1	1	4
Jim Peplinski	80	16	29	45	111	4	1	3	4	11
Colin Patterson	57	22	21	43	5	4	0	0	0	5
Mike Eaves	56	14	29	43	10	-	-	-	-	-
Jamie Macoun	70	9	30	39	67	4	1	0	1	4
Lanny McDonald	43	19	18	37	36	1	0	0	0	0
Steve Bozek	54	13	22	35	6	3	1	0	1	4
Steve Tambellini	47	19	10	29	4	-	-	-	-	-
Steve Konroyd	64	3	23	26	73	4	1	4	5	2
Tim Hunter	71	11	11	22	259	4	0	0	0	24
Paul Baxter	70	5	14	19	126	4	0	1	1	18
Gino Cavallini	27	6	10	16	14	3	0	0	0	4
Kari Eloranta	65	2	11	13	39	-	-	-	-	-
Doug Risebrough	15	7	5	12	49	4	0	3	3	12
Joel Otto	17	4	8	12	30	3	2	1	3	10
Charlie Bourgeois	47	2	10	12	134	4	0	0	0	17
Neil Sheehy	31	3	4	7	109	-	-	-	-	-
Perry Berezan	9	3	2	5	4	2	1	0	1	4
Jim Jackson	10	1	4	5	0	-	-	-	-	-
Yves Courteau	14	1	4	5	4	-	-	-	-	-
Bruce Eakin	1	0	0	0	0	-	-	-	-	-
Don Edwards	34	0	0	0	4	-	-	-	-	-
Rejean Lemelin	56	0	0	0	4	4	0	0	0	0
TOTAL	**80**	**363**	**618**	**981**	**1384**	**4**	**13**	**20**	**33**	**127**

GOALTENDER	**GP**	**MP**	**GA**	**GAA**	**W-L-OTL**	**SO**	**EN**	**GP**	**MP**	**GA**	**GAA**	**W-L**	**SO**	**EN**
Rejean Lemelin	56	3176	183	3.46	30-12-10	1	3	4	248	14	3.39	1-3	1	1
Don Edwards	34	1691	115	4.08	11-15-2	1	1	-	-	-	-	-	-	-
TOTAL	**80**	**4867**	**298**	**3.67**	**41-27-12**	**2**	**4**	**4**	**248**	**14**	**3.39**	**1-3**	**1**	**1**

REGULAR SEASON

MOST POINTS:
Kent Nilsson, 99

MOST GOALS:
Kent Nilsson, 37
Hakan Loob, 37

MOST ASSISTS:
Kent Nilsson, 62

MOST PENALTY MINUTES:
Tim Hunter, 259

MOST WINS GOALIE:
Rejean Lemelin, 30

PLAYOFFS

MOST POINTS:
Hakan Loob, 6

MOST GOALS:
Hakan Loob, 3

MOST ASSISTS:
Steve Konroyd, 4

MOST PENALTY MINUTES:
Tim Hunter, 24

MOST WINS GOALIE:
Rejean Lemelin, 1

TROPHIES AND AWARDS

MOLSON CUP
Rejean Lemelin

1983–84

Flames open new home—the Saddledome

	REGULAR SEASON							PLAYOFFS				
COACH	**GP**	**W**	**L**	**T**	**PTS**	**GF**	**GA**	**GP**	**W**	**L**	**GF**	**GA**
Bob Johnson	80	34	32	14	82	311	314	11	6	5	41	46

Regular Season: 2nd Smythe Division, 10th overall. Playoffs: Smythe Division Semi-Finals — defeated Vancouver 3-1; Smythe Division Finals — lost series to Edmonton 4-3.

	REGULAR SEASON					PLAYOFFS				
PLAYER	**GP**	**G**	**A**	**PTS**	**PIM**	**GP**	**G**	**A**	**PTS**	**PIM**
Kent Nilsson	67	31	49	80	22	-	-	-	-	-
Eddy Beers	73	36	39	75	88	11	2	5	7	12
Lanny McDonald	65	33	33	66	64	11	6	7	13	6
Hakan Loob	77	30	25	55	22	11	2	3	5	2
Dan Quinn	54	19	33	52	20	8	3	5	8	4
Doug Risebrough	77	23	28	51	161	11	2	1	3	25
Mike Eaves	61	14	36	50	20	11	4	4	8	2
Al MacInnis	51	11	34	45	42	11	2	12	14	13
Kari Eloranta	78	5	34	39	44	6	0	2	2	2
Jim Peplinski	74	11	22	33	114	11	3	4	7	21
Jamie Macoun	72	9	23	32	97	11	1	0	1	0
Colin Patterson	56	13	14	27	15	11	1	1	2	6
Paul Baxter	74	7	20	27	182	11	0	2	2	37
Steve Tambellini	73	15	10	25	16	2	0	1	1	0
Richard Kromm	53	11	12	23	27	11	1	1	2	9
Paul Reinhart	27	6	15	21	10	11	6	11	17	2
Steve Bozek	46	10	10	20	16	10	3	1	4	15
Jim Jackson	49	6	14	20	13	6	1	1	2	4
Steve Konroyd	80	1	13	14	94	8	1	2	3	8
Dave Hindmarch	29	6	5	11	2	-	-	-	-	-
Tony Stiles	30	2	7	9	20	-	-	-	-	-
Jamie Hislop	27	1	8	9	2	-	-	-	-	-
Tim Hunter	43	4	4	8	130	7	0	0	0	21
Carey Wilson	15	2	5	7	2	6	3	1	4	2
Mickey Volcan	19	1	4	5	18	-	-	-	-	-
Charlie Bourgeois	17	1	3	4	35	8	0	1	1	27
Bruce Eakin	7	2	1	3	4	-	-	-	-	-
Kari Jalonen	9	0	3	3	0	-	-	-	-	-
Rejean Lemelin	51	0	3	3	6	8	0	0	0	0
Keith Hanson	25	0	2	2	77	-	-	-	-	-
Don Edwards	41	0	2	2	2	6	0	0	0	0
Neil Sheehy	1	1	0	1	2	4	0	0	0	4
Danny Bolduc	2	0	1	1	0	1	0	0	0	0
Mike Vernon	1	0	0	0	0	-	-	-	-	-
Jeff Brubaker	4	0	0	0	19	-	-	-	-	-
TOTAL	**80**	**311**	**512**	**823**	**1386**	**11**	**41**	**65**	**106**	**222**

GOALTENDER	**GP**	**MP**	**GA**	**GAA**	**W-L-OTL**	**SO**	**EN**	**GP**	**MP**	**GA**	**GAA**	**W-L**	**SO**	**EN**
Rejean Lemelin	51	2568	150	3.50	21-12-9	0	0	8	448	32	4.29	2-1	0	1
Don Edwards	41	2303	157	4.09	13-19-5	0	3	6	217	12	3.32	4-4	0	1
Mike Vernon	1	11	4	21.82	0-1-0	0	0	-	-	-	-	-	-	-
TOTAL	**80**	**4882**	**311**	**3.82**	**34-32-14**	**0**	**3**	**11**	**665**	**46**	**4.15**	**6-5**	**0**	**2**

REGULAR SEASON

MOST POINTS:
Kent Nilsson, 80

MOST GOALS:
Eddy Beers, 36

MOST ASSISTS:
Kent Nilsson, 49

MOST PENALTY MINUTES:
Paul Baxter, 182

MOST WINS GOALIE:
Rejean Lemelin, 21

PLAYOFFS

MOST POINTS:
Paul Reinhart, 17

MOST GOALS:
Paul Reinhart, 6
Lanny McDonald, 6

MOST ASSISTS:
Al MacInnis, 12

MOST PENALTY MINUTES:
Paul Baxter, 37

MOST WINS GOALIE:
Don Edwards, 4

OVERTIME GOALS:
Carey Wilson, 1
Lanny McDonald, 1

TROPHIES AND AWARDS

MOLSON CUP
Rejean Lemelin

NHL ROOKIE ALL-STAR
Hakan Loob, Jamie Macoun

1982–83

Johnson named new coach | McDonald pots 66 goals

	REGULAR SEASON							PLAYOFFS				
COACH	**GP**	**W**	**L**	**T**	**PTS**	**GF**	**GA**	**GP**	**W**	**L**	**GF**	**GA**
Bob Johnson	80	32	34	14	78	321	317	9	4	5	30	49

Regular Season: 2nd Smythe Division, 12th overall. Playoffs: Smythe Division Semi-Finals — defeated Vancouver 3-1; Smythe Division Finals — lost series to Edmonton 4-1.

	REGULAR SEASON					PLAYOFFS				
PLAYER	**GP**	**G**	**A**	**PTS**	**PIM**	**GP**	**G**	**A**	**PTS**	**PIM**
Kent Nilsson	80	46	58	104	10	9	1	11	12	2
Lanny McDonald	80	66*	32	98	90	7	3	4	7	19
Paul Reinhart	78	17	58	75	28	9	6	3	9	2
Guy Chouinard	80	13	59	72	18	9	1	6	7	4
Doug Risebrough	71	21	37	58	138	9	1	3	4	18
Mel Bridgeman	79	19	31	50	103	9	3	4	7	33
Kari Eloranta	80	4	40	44	43	9	1	3	4	17
Jim Peplinski	80	15	26	41	134	8	1	1	2	45
Kevin LaVallee	60	19	16	35	17	8	1	3	4	4
Jamie Hislop	79	14	19	33	17	9	0	2	2	6
Phil Russell	78	13	18	31	112	9	1	4	5	24
Eddy Beers	41	11	15	26	21	8	1	1	2	27
Dave Hindmarch	60	11	12	23	23	4	0	0	0	4
Jim Jackson	48	8	12	20	7	8	2	1	3	2
Steve Christoff	45	9	8	17	4	1	0	0	0	0
Steve Konroyd	79	4	13	17	73	9	2	1	3	18
Richie Dunn	80	3	11	14	47	9	1	1	2	8
Carl Mokosak	41	7	6	13	87	-	-	-	-	-
Kari Jalonen	25	9	3	12	4	5	1	0	1	0
Greg Meredith	35	5	4	9	8	5	3	1	4	4
Charlie Bourgeois	15	2	3	5	21	-	-	-	-	-
Jamie Macoun	22	1	4	5	25	9	0	2	2	8
Rejean Lemelin	39	0	5	5	7	7	0	0	0	0
Al MacInnis	14	1	3	4	9	-	-	-	-	-
Pierre Rioux	14	1	2	3	4	-	-	-	-	-
Denis Cyr	11	1	1	2	0	-	-	-	-	-
Tim Hunter	16	1	0	1	54	9	1	0	1	70
Pat Ribble	28	0	1	1	18	-	-	-	-	-
Don Edwards	39	0	1	1	0	5	0	0	0	0
Mike Vernon	2	0	0	0	0	-	-	-	-	-
Howard Walker	3	0	0	0	7	-	-	-	-	-
Tim Harrer	3	0	0	0	2	-	-	-	-	-
Gord Hampson	4	0	0	0	5	-	-	-	-	-
Tim Bernhardt	6	0	0	0	0	-	-	-	-	-
BENCH	-	-	-	-	-	-	-	-	-	2
TOTAL	**80**	**321**	**498**	**819**	**1156**	**9**	**30**	**51**	**81**	**317**

*Flames franchise record.

GOALTENDER	**GP**	**MP**	**GA**	**GAA**	**W-L-OTL**	**SO**	**EN**	**GP**	**MP**	**GA**	**GAA**	**W-L**	**SO**	**EN**
Rejean Lemelin	39	2211	133	3.61	16-12-8	0	3	7	327	27	4.95	3-3	0	0
Don Edwards	39	2209	148	4.02	16-15-6	1	1	5	226	22	5.84	1-2	0	0
Tim Bernhardt	6	280	21	4.50	0-5-0	0	0	-	-	-	-	-	-	-
Mike Vernon	2	100	11	6.60	0-2-0	0	0	-	-	-	-	-	-	-
TOTAL	**80**	**4800**	**313**	**3.91**	**32-34-14**	**1**	**4**	**9**	**553**	**49**	**5.32**	**4-5**	**0**	**0**

REGULAR SEASON

MOST POINTS:
Kent Nilsson, 104

MOST GOALS:
Lanny McDonald, 66

MOST ASSISTS:
Guy Chouinard, 59

MOST PENALTY MINUTES:
Doug Risebrough, 138

MOST WINS GOALIE:
Rejean Lemelin, 16
Don Edwards, 16

PLAYOFFS

MOST POINTS:
Kent Nilsson, 12

MOST GOALS:
Paul Reinhart, 6

MOST ASSISTS:
Kent Nilsson, 11

MOST PENALTY MINUTES:
Tim Hunter, 70

MOST WINS GOALIE:
Rejean Lemelin, 3

OVERTIME GOALS:
Eddy Beers, 1
Greg Meredith, 1

TROPHIES AND AWARDS

BILL MASTERTON TROPHY
Lanny McDonald

NHL 2ND ALL-STAR
Lanny McDonald

MOLSON CUP
Lanny McDonald

1981–82

McDonald a Flame | Russell named Flames Captain

	REGULAR SEASON							PLAYOFFS				
COACH	**GP**	**W**	**L**	**T**	**PTS**	**GF**	**GA**	**GP**	**W**	**L**	**GF**	**GA**
Al MacNeil	80	29	34	17	75	334	345	3	0	3	5	10

Regular Season: 3rd Smythe Division, 12th overall. Playoffs: Smythe Division Semi-Finals — lost series to Vancouver 3-0.

		REGULAR SEASON					PLAYOFFS				
PLAYER		**GP**	**G**	**A**	**PTS**	**PIM**	**GP**	**G**	**A**	**PTS**	**PIM**
Mel Bridgeman	PHI	9	7	5	12	47	-	-	-	-	-
	CGY	63	26	49	75	94	3	2	0	2	14
	TOTAL	72	33	54	87	141	3	2	0	2	14
Lanny McDonald	COL	16	6	9	15	20	-	-	-	-	-
	CGY	55	34	33	67	37	3	0	1	1	6
	TOTAL	71	40	42	82	57	3	0	1	1	6
Guy Chouinard		64	23	57	80	12	3	0	1	1	0
Pekka Rautakallio		80	17	51	68	40	3	0	0	0	0
Jim Peplinski		74	30	37	67	115	3	1	0	1	13
Kevin LaVallee		75	32	29	61	30	3	0	0	0	7
Paul Reinhart		62	13	48	61	17	3	0	1	1	2
Willi Plett		78	21	36	57	288	3	1	2	3	39
Kent Nilsson		41	26	29	55	8	3	0	3	3	2
Ken Houston		70	22	22	44	91	3	1	0	1	4
Jamie Hilsop		80	16	25	41	35	3	0	0	0	0
Phil Russell		71	4	25	29	110	3	0	1	1	2
Gary McAdam		46	12	15	27	18	3	0	0	0	0
Denis Cyr		45	12	10	22	13	-	-	-	-	-
Dan Labraaten		43	10	12	22	6	3	0	0	0	0
Bob Murdoch		73	3	17	20	76	3	0	0	0	0
Don Lever		23	8	11	19	6	-	-	-	-	-
Steve Konroyd		63	3	14	17	78	3	0	0	0	12
Bill Clement		69	4	12	16	28	3	0	0	0	2
Charlie Bourgeois		54	2	13	15	112	3	0	0	0	7
Bob MacMillan		23	4	7	11	14	-	-	-	-	-
Eric Vail		6	4	1	5	0	-	-	-	-	-
Kari Eloranta		19	0	5	5	14	-	-	-	-	-
Pat Riggin		52	0	5	5	4	3	0	0	0	0
Dave Hindmarch		9	3	0	3	0	-	-	-	-	-
Bob Gould		16	3	0	3	4	-	-	-	-	-
Pat Ribble	WSH	12	1	2	3	14	-	-	-	-	-
	CGY	3	0	0	0	2	-	-	-	-	-
	TOTAL	15	1	2	3	16	-	-	-	-	-
Eddy Beers		5	1	1	2	21	-	-	-	-	-
Mike Dwyer		5	0	2	2	0	-	-	-	-	-
Gord Wappel		11	1	0	1	6	-	-	-	-	-
Carl Mokosak		1	0	1	1	0	-	-	-	-	-
Brad Marsh		17	0	1	1	10	-	-	-	-	-
Rejean Lemelin		34	0	1	1	0	-	-	-	-	-
Randy Turnbull		1	0	0	0	2	-	-	-	-	-
Bruce Eakin		1	0	0	0	0	-	-	-	-	-
Bobby Lalonde		1	0	0	0	0	-	-	-	-	-
Tim Hunter		2	0	0	0	9	-	-	-	-	-
Al MacInnis		2	0	0	0	0	-	-	-	-	-
Randy Holt		8	0	0	0	9	-	-	-	-	-
BENCH		-	-	-	-	-	-	-	-	-	2
TOTAL		**80**	**334**	**569**	**903**	**1291**	**3**	**5**	**9**	**14**	**112**

GOALTENDER	**GP**	**MP**	**GA**	**GAA**	**W-L-OTL**	**SO**	**EN**	**GP**	**MP**	**GA**	**GAA**	**W-L**	**SO**	**EN**
Pat Riggin	52	2934	207	4.23	19-19-11	2	1	3	194	10	3.09	0-3	0	0
Rejean Lemelin	34	1866	135	4.34	10-15-6	0	2	-	-	-	-	-	-	-
TOTAL	**80**	**4800**	**342**	**4.28**	**29-34-17**	**2**	**3**	**3**	**194**	**10**	**3.09**	**0-3**	**0**	**0**

REGULAR SEASON

MOST POINTS:
Mel Bridgeman, 87
(Calgary 75, Philadelphia 12)

MOST GOALS:
Lanny McDonald, 40
(Calgary 34, Colorado 6)

MOST ASSISTS:
Guy Chouinard, 57

MOST PENALTY MINUTES:
Willi Plett, 288

MOST WINS GOALIE:
Pat Riggin, 19

PLAYOFFS

MOST POINTS:
Kent Nilsson, 3
Willi Plett, 3

MOST GOALS:
Mel Bridgeman, 2

MOST ASSISTS:
Kent Nilsson, 3

MOST PENALTY MINUTES:
Willi Plett, 39

TROPHIES AND AWARDS

MOLSON CUP
Pat Riggin

1980–81

Flames and NHL come to Calgary

	REGULAR SEASON							PLAYOFFS				
COACH	**GP**	**W**	**L**	**T**	**PTS**	**GF**	**GA**	**GP**	**W**	**L**	**GF**	**GA**
Al MacNeil	80	39	27	14	92	329	298	16	9	7	56	60

Regular Season: 3rd Patrick Division, 7th overall. Playoffs: Preliminary Round — defeated Chicago 3-0; Quarter-Finals — defeated Philadelphia 4-3; Stanley Cup Semi-Finals — lost to Minnesota 4-2.

		REGULAR SEASON					PLAYOFFS				
PLAYER		**GP**	**G**	**A**	**PTS**	**PIM**	**GP**	**G**	**A**	**PTS**	**PIM**
Kent Nilsson		80	49	82*	131*	26	14	3	9	12	2
Guy Chouinard		52	31	52	83	24	16	3	14	17	4
Willi Plett		78	38	30	68	239	15	8	4	12	89
Paul Reinhart		74	18	49	67	52	16	1	14	15	16
Eric Vail		64	28	36	64	23	6	0	0	0	0
Bob MacMillan		77	28	35	63	47	16	8	6	14	7
Don Lever		62	26	31	57	56	16	4	7	11	20
Jamie Hislop	QUE	50	19	22	41	15	-	-	-	-	-
	CGY	29	6	9	15	11	16	3	0	3	5
	TOTAL	79	25	31	56	26	16	3	0	3	5
Pekka Rautakallio		76	11	45	56	64	16	2	4	6	6
Jim Peplinski		80	13	25	38	108	16	2	3	5	11
Kevin LaVallee		77	15	20	35	16	8	2	3	5	4
Bill Clement		78	12	20	32	33	16	2	1	3	6
Ken Houston		42	15	15	30	93	16	7	8	15	30
Phil Russell		80	6	23	29	104	16	2	7	9	29
Dan Labraaten	DET	44	3	8	11	12	-	-	-	-	-
	CGY	27	9	7	16	13	5	1	0	1	4
	TOTAL	71	12	15	27	25	5	1	0	1	4
Bob Murdoch		74	3	19	22	54	16	1	4	5	36
Brad Marsh		80	1	12	13	87	16	0	5	5	8
Bert Wilson		50	5	7	12	94	1	0	0	0	0
Brad Smith		45	7	4	11	65	-	-	-	-	-
Alex McKendry		36	3	6	9	19	-	-	-	-	-
Earl Ingarfield		16	2	3	5	6	-	-	-	-	-
Denis Cyr		10	1	4	5	0	-	-	-	-	-
Randy Holt		48	0	5	5	165	13	2	2	4	52
Dan Bouchard		14	0	4	4	6	-	-	-	-	-
Dave Hindmarch		1	1	0	1	0	6	0	0	0	2
Greg Meredith		3	1	0	1	0	-	-	-	-	-
Mike Dwyer		4	0	1	1	4	1	1	0	1	0
Gord Wappel		7	0	1	1	4	-	-	-	-	-
Rejean Lemelin		29	0	1	1	2	6	0	0	0	0
Pat Riggin		42	0	1	1	7	11	0	0	0	0
Tony Curtale		2	0	0	0	0	-	-	-	-	-
Bob Gould		3	0	0	0	0	11	3	1	4	4
Steve Konroyd		4	0	0	0	4	-	-	-	-	-
TOTAL		**80**	**329**	**547**	**876**	**1426**	**16**	**55**	**92**	**147**	**335**

*Flames franchise record.

GOALTENDER	**GP**	**MP**	**GA**	**GAA**	**W-L-OTL**	**SO**	**EN**	**GP**	**MP**	**GA**	**GAA**	**W-L**	**SO**	**EN**
Rejean Lemelin	29	1629	88	3.24	14-6-7	2	2	6	366	22	3.61	3-3	0	0
Pat Riggin	42	2411	154	3.83	21-16-4	0	2	11	629	37	3.53	6-4	0	1
Dan Bouchard	14	760	51	4.06	4-5-3	0	0	-	-	-	-	-	-	-
TOTAL	**80**	**4800**	**298**	**3.73**	**39-27-14**	**2**	**4**	**16**	**985**	**59**	**3.59**	**9-7**	**0**	**1**

REGULAR SEASON

MOST POINTS:
Kent Nilsson, 131

MOST GOALS:
Kent Nilsson, 49

MOST ASSISTS:
Kent Nilsson, 82

MOST PENALTY MINUTES:
Willi Plett, 239

MOST WINS GOALIE:
Pat Riggin, 21

PLAYOFFS

MOST POINTS:
Guy Chouinard, 17

MOST GOALS:
Bob MacMillan, 8
Willi Plett, 8

MOST ASSISTS:
Guy Chouinard, 14
Paul Reinhart, 14

MOST PENALTY MINUTES:
Willi Plett, 89

MOST WINS GOALIE:
Pat Riggin, 6

OVERTIME GOAL:
Willi Plett, 1

TROPHIES AND AWARDS

MOLSON CUP
Kent Nilsson

GAME-BY-GAME RESULTS

ABBR	TEAM	
ANA	Anaheim Ducks	
ARI	Arizona Coyotes	
ATL	Atlanta Thrashers	WPG
BOS	Boston Bruins	
BUF	Buffalo Sabres	
CAL	California Seals	Defunct
CAR	Carolina Hurricanes	
CBJ	Columbus Blue Jackets	
CHI	Chicago Blackhawks	
CLE	Cleveland Barons	Defunct
COL	Colorado Avalanche	
CR	Colorado Rockies	NJD
DAL	Dallas Stars	
DET	Detroit Red Wings	
EDM	Edmonton Oilers	
FLA	Florida Panthers	
HFD	Hartford Whalers	CAR
KC	Kansas City Scouts	NJD
LAK	Los Angles Kings	
MIN	Minnesota Wild	
MNS	Minnesota North Stars	DAL
MTL	Montreal Canadiens	
NJD	New Jersey Devils	
NSH	Nashville Predators	
NYI	New York Islanders	
NYR	New York Rangers	
OTT	Ottawa Senators	
PHI	Philadelphia Flyers	
PHX	Phoenix Coyotes	ARI
PIT	Pittsburgh Penguins	
QUE	Quebec Nordiques	COL
SJS	San Jose Sharks	
STL	St. Louis Blues	
TBL	Tampa Bay Lightning	
TOR	Toronto Maple Leafs	
VAN	Vancouver Canucks	
VGK	Vegas Golden Knights	
WPG	Winnipeg Jets	PHX
WSH	Washington Capitals	

Calgary transferred from Atlanta on June 24, 1980

Carolina transferred from Hartford on June 25, 1997

Colorado transferred from Quebec on June 21, 1995

Dallas transferred from Minnesota on June 9, 1993

New Jersey transferred from Denver on June 30, 1982*
*(previously transferred from Kansas City)

Phoenix transferred from Winnipeg on July 1, 1996

Winnipeg transferred from Atlanta on June 21, 2011

2020-21

	DATE	OPP.	RESULT	RECORD	PTS
1	Jan. 14	at WPG	3-4 (OT) L	0-0-1-0	1
2	Jan. 16	vs. VAN	3-0 W	1-0-1-0	3
3	Jan. 18	vs. VAN	5-2 W	2-0-1-0	5
4	Jan. 24	vs. TOR	2-3 L	2-1-1-0	5
5	Jan. 26	vs. TOR	3-4 L	2-2-1-0	5
6	Jan. 28	at MTL	2-4 L	2-3-1-0	5
7	Jan. 30	at MTL	2-0 W	3-3-1-0	7
8	Feb. 1	at WPG	4-3 (SO) W	4-3-1-0	9
9	Feb. 2	at WPG	2-3 L	4-4-1-0	9
10	Feb. 4	at WPG	1-4 L	4-5-1-0	9
11	Feb. 6	vs. EDM	6-4 W	5-5-1-0	11
12	Feb. 9	vs. WPG	3-2 W	6-5-1-0	13
13	Feb. 11	at VAN	3-1 W	7-5-1-0	15
14	Feb. 13	at VAN	1-3 L	7-6-1-0	15
15	Feb. 15	at VAN	4-3 (OT) W	8-6-1-0	17
16	Feb. 17	vs. VAN	1-5 L	8-7-1-0	17
17	Feb. 19	vs. EDM	1-2 L	8-8-1-0	17
18	Feb. 20	at EDM	1-7 L	8-9-1-0	17
19	Feb. 22	at TOR	3-0 W	9-9-1-0	19
20	Feb. 24	at TOR	1-2(OT) L	9-9-2-0	20
21	Feb. 25	at OTT	1-6 L	9-10-2-0	20
22	Feb. 27	at OTT	6-3 W	10-10-2-0	22
23	Mar. 1	at OTT	1-5 L	10-11-2-0	22
24	Mar. 4	vs. OTT	7-3 W	11-11-2-0	24
25	Mar. 6	at EDM	2-3 L	11-12-2-0	24
26	Mar. 7	vs. OTT	3-4 (SO) L	11-12-2-1	25
27	Mar. 11	vs. MTL	2-1 W	12-12-2-1	27
28	Mar. 13	vs. MTL	3-1 W	13-12-2-1	29
29	Mar. 15	vs. EDM	4-3 W	14-12-2-1	31
30	Mar. 17	vs. EDM	3-7 L	14-13-2-1	31
31	Mar. 19	at TOR	4-3 W	15-13-2-1	33
32	Mar. 20	at TOR	0-2 L	15-14-2-1	33
33	Mar. 22	at OTT	1-2 L	15-15-2-1	33
34	Mar. 24	at OTT	1-3 L	15-16-2-1	33
35	Mar. 26	vs. WPG	2-3 L	15-17-2-1	33
36	Mar. 27	vs. WPG	4-2 W	16-17-2-1	35
37	Mar. 29	vs. WPG	1-5 L	16-18-2-1	35
38	Apr. 2	at EDM	2-3 L	16-19-2-1	35
39	Apr. 4	vs. TOR	2-4 L	16-20-2-1	35
40	Apr. 5	vs. TOR	3-5 L	16-21-2-1	35
41	Apr. 10	vs. EDM	5-0 W	17-21-2-1	37
42	Apr. 13	at TOR	3-2 (OT) W	18-21-2-1	39
43	Apr. 14	at MTL	4-1 W	19-21-2-1	41
44	Apr. 16	at MTL	1-2 L	19-22-2-1	41
45	Apr. 19	vs. OTT	2-4 L	19-23-2-1	41
46	Apr. 23	vs. MTL	4-2 W	20-23-2-1	43
47	Apr.24	vs. MTL	5-2 W	21-23-2-1	45
48	Apr.26	vs. MTL	1-2 L	21-24-2-1	45
49	Apr. 29	at EDM	3-1 W	22-24-2-1	47
50	May. 1	at EDM	4-1 L	22-25-2-1	47
51	May. 5	vs. WPG	0-4 L	22-26-2-1	47
52	May. 9	vs. OTT	6-1 W	23-26-2-1	49
53	May. 13	vs. VAN	4-1 W	24-26-2-1	51
54	May. 16	at VAN	6-5 (OT) W	25-26-2-1	53
55	May. 18	at VAN	2-4 L	25-27-2-1	53
56	May. 19	vs. VAN	6-2 W	26-27-2-1	55

*Pandemic modified season

2019-20

	DATE	OPP.	RESULT	RECORD	PTS
1	Oct. 3	at COL	3-5 L	0-1-0-0	0
2	Oct. 5	vs. VAN	3-0 W	1-1-0-0	2
3	Oct. 8	vs. LAK	3-4 L (OT)	1-1-1-0	3
4	Oct. 10	at DAL	3-2 W (SO)	2-1-1-0	5
5	Oct. 12	at VGK	2-6 L	2-2-1-0	5
6	Oct. 13	at SJS	1-3 L	2-3-1-0	5
7	Oct. 15	vs. PHI	3-1 W	3-3-1-0	7
8	Oct. 17	vs. DET	5-1 W	4-3-1-0	9
9	Oct. 19	at LAK	1-4 L	4-4-1-0	9
10	Oct. 20	at ANA	2-1 W	5-4-1-0	11
11	Oct. 22	vs. WSH	3-5 L	5-5-1-0	11
12	Oct. 24	vs. FLA	6-5 W (SO)	6-5-1-0	13
13	Oct. 26	at WPG	1-2 L (OT)	6-5-2-0	14
14	Oct. 29	at CAR	1-2 L	6-6-2-0	14
15	Oct. 31	at NSH	6-5 W (OT)	7-6-2-0	16
16	Nov. 2	at CBJ	3-0 W	8-6-2-0	18
17	Nov. 3	at WSH	2-4 L	8-7-2-0	18
18	Nov. 5	vs. ARI	4-3 L (OT)	9-7-2-0	20
19	Nov. 7	vs. NJD	5-2 W	10-7-2-0	22
20	Nov. 9	vs. STL	2-3 L (OT)	10-7-3-0	23
21	Nov. 13	vs. DAL	1-3 L	10-8-3-0	23
22	Nov. 16	at ARI	0-3 L	10-9-3-0	23
23	Nov. 17	at VGK	0-6 L	10-10-3-0	23
24	Nov. 19	vs. COL	2-3 L	10-11-3-0	23
25	Nov. 21	at STL	0-5 L	10-12-3-0	23
26	Nov. 23	at PHI	3-2 W (SO)	11-12-3-0	25
27	Nov. 25	at PIT	2-3 L (OT)	11-12-4-0	26
28	Nov. 27	at BUF	3-2 W (OT)	12-12-4-0	28
29	Nov. 30	vs. OTT	3-1 W	13-12-4-0	30
30	Dec. 5	vs. BUF	4-3 W	14-12-4-0	32
31	Dec. 7	vs. LAK	4-3 W	15-12-4-0	34
32	Dec. 9	at COL	5-4 W (OT)	16-12-4-0	36
33	Dec. 10	at ARI	5-2 W	17-12-4-0	38
34	Dec. 12	vs. TOR	4-2 W	18-12-4-0	40
35	Dec. 14	vs. CAR	0-4 L	18-13-4-0	40
36	Dec. 17	vs. PIT	1-4 L	18-14-4-0	40
37	Dec. 19	vs. MTL	3-4 L (OT)	18-14-5-0	41
38	Dec. 22	at DAL	5-1 W	19-14-5-0	43
39	Dec. 23	at MIN	0-3 L	19-15-5-0	43
40	Dec. 27	at EDM	5-1 W	20-15-5-0	45
41	Dec. 29	vs. VAN	2-5 L	20-16-5-0	45
42	Dec. 31	vs. CHI	3-5 L	20-17-5-0	45
43	Jan. 2	vs. NYR	4-3 W	21-17-5-0	47
44	Jan. 5	at MIN	5-4 W (SO)	22-17-5-0	49
45	Jan. 7	at CHI	2-1 W	23-17-5-0	51
46	Jan. 9	vs. MIN	2-1 W	24-17-5-0	53
47	Jan. 11	vs. EDM	4-3 W	25-17-5-0	55
48	Jan. 13	at MTL	0-2 L	25-18-5-0	55
49	Jan. 16	at TOR	2-1 W (SO)	26-18-5-0	57
50	Jan. 18	at OTT	2-5 L	26-19-5-0	57
51	Jan. 28	vs. STL	4-5 L (SO)	26-19-5-1	58
52	Jan. 29	at EDM	4-3 W (SO)	27-19-5-1	60
53	Feb. 1	vs. EDM	3-8 L	27-20-5-1	60
54	Feb. 4	vs. SJS	1-3 L	27-21-5-1	60
55	Feb. 6	vs. NSH	2-3 L	27-22-5-1	60
56	Feb. 8	at VAN	6-2 W	28-22-5-1	62
57	Feb. 10	at SJS	6-2 W	29-22-5-1	64
58	Feb. 12	at LAK	3-5 L	29-23-5-1	64
59	Feb. 13	at ANA	6-0 W	30-23-5-1	66
60	Feb. 15	vs. CHI	4-8 L	30-24-5-1	66
61	Feb. 17	vs. ANA	6-4 W	31-24-5-1	68
62	Feb. 21	vs. BOS	3-4 L	31-25-5-1	68
63	Feb. 23	at DET	4-2 W	32-25-5-1	70
64	Feb. 25	at BOS	5-2 W	33-25-5-1	72
65	Feb. 27	at NSH	3-4 L (OT)	33-25-6-1	73
66	Feb. 29	at TBL	3-4 L	33-26-6-1	73
67	Mar. 1	at FLA	3-0 W	34-26-6-1	75
68	Mar. 4	vs. CBJ	3-2 W (OT)	35-26-6-1	77
69	Mar. 6	vs. ARI	3-2 W	36-26-6-1	79
70	Mar. 8	vs. VGK	3-5 L	36-27-6-1	79

*Pandemic shortened season

2018–19

	DATE	OPP.	RESULT	RECORD	PTS
1	Oct. 3	at VAN	2-5 L	0-1-0-0	0
2	Oct. 6	vs. VAN	7-4 W	1-1-0-0	2
3	Oct. 9	at NSH	3-0 W	2-1-0-0	4
4	Oct. 11	at STL	3-5 L	2-2-0-0	4
5	Oct. 13	at COL	3-2 W (OT)	3-2-0-0	6
6	Oct. 17	vs. BOS	5-2 W	4-2-0-0	8
7	Oct. 19	vs. NSH	3-5 L	4-3-0-0	8
8	Oct. 21	at NYR	4-1 W	5-3-0-0	10
9	Oct. 23	at MTL	2-3 L	5-4-0-0	10
10	Oct. 25	vs.PIT	1-9 L	5-5-0-0	10
11	Oct. 27	vs. WSH	3-4 L (SO)	5-5-0-1	11
12	Oct. 29	at TOR	3-1 W	6-5-0-1	13
13	Oct. 30	at BUF	2-1 W (OT)	7-5-0-1	15
14	Nov. 1	vs. COL	6-5 W	8-5-0-1	17
15	Nov. 3	vs. CHI	5-3 W	9-5-0-1	19
16	Nov. 7	at ANA	2-3 L	9-6-0-1	19
17	Nov.10	at LAK	1-0 W	10-6-0-1	21
18	Nov. 11	at SJS	1-3 L	10-7-0-1	21
19	Nov. 15	vs. MTL	2-3 L	10-8-0-1	21
20	Nov. 17	vs. EDM	4-2 W	11-8-0-1	23
21	Nov. 19	vs. VGK	7-2 W	12-8-0-1	25
22	Nov. 21	vs. WPG	6-3 W	13-8-0-1	27
23	Nov. 23	at VGK	0-2 L	13-9-0-1	27
24	Nov. 25	at ARI	6-1 W	14-9-0-1	29
25	Nov. 28	vs. DAL	3-4 L (OT)	14-9-1-1	30
26	Nov. 30	vs. LAK	4-1 W	15-9-1-1	32
27	Dec. 2	at CHI	3-2 W	16-9-1-1	34
28	Dec. 4	at CBJ	9-6 W	17-9-1-1	36
29	Dec. 6	vs. MIN	2-0 W	18-9-1-1	38
30	Dec. 8	vs. NSH	5-2 W	19-9-1-1	40
31	Dec. 9	at EDM	0-1 L	19-10-1-1	40
32	Dec. 12	vs. PHI	6-5 W (OT)	20-10-1-1	42
33	Dec. 15	at MIN	2-1 W	21-10-1-1	44
34	Dec. 16	at STL	7-2 W	22-10-1-1	46
35	Dec. 18	at DAL	0-2 L	22-11-1-1	46
36	Dec. 20	vs. TBL	4-5 L (SO)	22-11-1-2	47
37	Dec. 22	vs. STL	1-3 L	22-12-1-2	47
38	Dec. 27	at WPG	4-1 W	23-12-1-2	49
39	Dec. 29	vs. VAN	2-3 L (OT)	23-12-2-2	50
40	Dec. 31	vs. SJS	8-5 W	24-12-2-2	52
41	Jan. 2	at DET	5-3 W	25-12-2-2	54
42	Jan. 3	at BOS	4-6 L	25-13-2-2	54
43	Jan. 5	at PHI	3-2 W (OT)	26-13-2-2	56
44	Jan. 7	at CHI	4-3 W	27-13-2-2	58
45	Jan. 9	vs. COL	5-3 W	28-13-2-2	60
46	Jan. 11	vs. FLA	4-3 W	29-13-2-2	62
47	Jan. 13	vs. ARI	7-1 W	30-13-2-2	64
48	Jan. 16	vs. BUF	3-4 L (OT)	30-13-3-2	65
49	Jan. 18	vs. DET	6-4 W	31-13-3-2	67
50	Jan. 19	at EDM	5-2 W	32-13-3-2	69
51	Jan. 22	vs. CAR	3-2 W (OT)	33-13-3-2	71
52	Feb. 1	at WSH	3-4 L	33-14-3-2	71
53	Feb. 3	at CAR	4-3 W	34-14-3-2	73
54	Feb. 7	vs. SJS	2-5 L	34-15-3-2	73
55	Feb. 9	at VAN	3-4 L (SO)	34-15-3-3	74
56	Feb. 12	at TBL	3-6 L	34-16-3-3	74
57	Feb. 14	at FLA	2-3 L (SO)	34-16-3-4	75
58	Feb. 16	at PIT	5-4 W	35-16-3-4	77
59	Feb. 18	vs. ARI	5-2 W	36-16-3-4	79
60	Feb. 20	vs. NYI	4-2 W	37-16-3-4	81
61	Feb. 22	vs. ANA	2-1 W	38-16-3-4	83
62	Feb. 24	at OTT	2-1 W	39-16-3-4	85
63	Feb. 26	at NYI	3-1 W	40-16-3-4	87
64	Feb. 27	at NJD	2-1 W	41-16-3-4	89
65	Mar. 2	vs. MIN	2-4 L	41-17-3-4	89
66	Mar. 4	vs. TOR	2-6 L	41-18-3-4	89
67	Mar. 6	at VGK	1-2 L	41-19-3-4	89
68	Mar. 7	at ARI	0-2 L	41-20-3-4	89
69	Mar. 10	vs. VGK	6-3 W	42-20-3-4	91
70	Mar. 12	vs. NJD	9-4 W	43-20-3-4	93
71	Mar. 15	vs. NYR	5-1 W	44-20-3-4	95
72	Mar. 16	at WPG	1-2 L	44-21-3-4	95
73	Mar. 19	vs. CBJ	4-2 W	45-21-3-4	97
74	Mar. 21	vs. OTT	5-1 W	46-21-3-4	99
75	Mar. 23	at VAN	3-1 W	47-21-3-4	101
76	Mar. 25	vs. LAK	0-3 L	47-22-3-4	101
77	Mar. 27	vs. DAL	1-2 L	47-23-3-4	101
78	Mar. 29	vs. ANA	6-1 W	48-23-3-4	103
79	Mar. 31	at SJS	5-3 W	49-23-3-4	105
80	Apr. 1	at LAK	7-2 W	50-23-3-4	107
81	Apr. 3	at ANA	1-3 L	50-24-3-4	107
82	Apr. 6	vs. EDM	1-3 L	50-25-3-4	107

2017–18

	DATE	OPP.	RESULT	RECORD	PTS
1	Oct. 4	at EDM	0-3 L	0-1-0-0	0
2	Oct. 7	vs. WPG	6-3 W	1-1-0-0	2
3	Oct. 9	at ANA	2-0 W	2-1-0-0	4
4	Oct. 11	at LAK	4-3 W (OT)	3-1-0-0	6
5	Oct. 13	vs. OTT	0-6 L	3-2-0-0	6
6	Oct. 14	at VAN	5-2 W	4-2-0-0	8
7	Oct. 19	vs. CAR	1-2 L	4-3-0-0	8
8	Oct. 21	vs. MIN	2-4 L	4-4-0-0	8
9	Oct. 24	at NSH	3-2 W(SO)	5-4-0-0	10
10	Oct. 25	at STL	2-5 L	5-5-0-0	10
11	Oct. 27	vs. DAL	1-2 L	5-6-0-0	10
12	Oct. 29	vs. WSH	2-1 W	6-6-0-0	12
13	Nov. 2	vs. PIT	2-1 W(OT)	7-6-0-0	14
14	Nov. 5	vs. NJD	5-4 W(SO)	8-6-0-0	16
15	Nov. 7	vs. VAN	3-5 L	8-7-0-0	16
16	Nov. 9	vs. DET	6-3 W	9-7-0-0	18
17	Nov.13	vs. STL	7-4 W	10-7-0-0	20
18	Nov. 15	at DET	2-8 L	10-8-0-0	20
19	Nov. 18	at PHI	5-4 W(OT)	11-8-0-0	22
20	Nov. 20	at WSH	4-1 W	12-8-0-0	24
21	Nov. 22	at CBJ	0-1 L(OT)	12-8-1-0	25
22	Nov. 24	at DAL	4-6 L	12-9-1-0	25
23	Nov. 25	at COL	3-2 W	13-9-1-0	27
24	Nov. 28	vs. TOR	1-4 L	13-10-1-0	27
25	Nov. 30	vs. ARI	3-0 W	14-10-1-0	29
26	Dec. 2	vs. EDM	5-7 L	14-11-1-0	29
27	Dec. 4	vs. PHI	2-5 L	14-12-1-0	29
28	Dec. 6	at TOR	1-2 L(SO)	14-12-1-1	30
29	Dec. 7	at MTL	4-3 W(OT)	15-12-1-1	32
30	Dec. 9	vs. VAN	4-2 W	16-12-1-1	34
31	Dec. 12	at MIN	1-2 L(SO)	16-12-1-2	35
32	Dec. 14	vs. SJS	2-3 L	16-13-1-2	35
33	Dec. 16	vs. NSH	0-2 L	16-14-1-2	35
34	Dec. 17	at VAN	6-1 W	17-14-1-2	37
35	Dec. 20	vs. STL	2-1 W	18-14-1-2	39
36	Dec. 22	vs. MTL	2-3 L	18-15-1-2	39
37	Dec. 28	at SJS	2-3 L(SO)	18-15-1-3	40
38	Dec. 29	at ANA	1-2 L	18-16-1-3	40
39	Dec. 31	vs. CHI	4-3 W(OT)	19-16-1-3	42
40	Jan. 4	vs. LAK	4-3 W	20-16-1-3	44
41	Jan. 6	vs. ANA	3-2 W	21-16-1-3	46
42	Jan. 9	at MIN	3-2 W(OT)	22-16-1-3	48
43	Jan. 11	at TBL	5-1 W	23-16-1-3	50
44	Jan. 12	at FLA	4-2 W	24-16-1-3	52
45	Jan. 14	at CAR	4-1 W	25-16-1-3	54
46	Jan. 20	vs. WPG	1-2 L(SO)	25-16-1-4	55
47	Jan. 22	vs. BUF	1-2 L(OT)	25-16-2-4	56
48	Jan. 24	vs. LAK	1-2 L(OT)	25-16-3-4	57
49	Jan. 25	at EDM	3-4 L(SO)	25-16-3-5	58
50	Jan. 30	vs. VGK	2-4 L	25-17-3-5	58
51	Feb. 1	vs. TBL	4-7 L	25-18-3-5	58
52	Feb. 3	vs. CHI	4-3 W(OT)	26-18-3-5	60
53	Feb. 6	at CHI	3-2 W	27-18-3-5	62
54	Feb. 8	at NJD	3-2 W	28-18-3-5	64
55	Feb. 9	at NYR	3-4 L	28-19-3-5	64
56	Feb. 11	at NYI	3-2 W	29-19-3-5	66
57	Feb. 13	at BOS	2-5 L	29-20-3-5	66
58	Feb. 15	at NSH	4-3 W	30-20-3-5	68
59	Feb. 17	vs. FLA	3-6 L	30-21-3-5	68
60	Feb. 19	vs. BOS	1-2 L(OT)	30-21-4-5	69
61	Feb. 21	at VGK	3-7 L	30-22-4-5	69
62	Feb. 22	at ARI	5-2 W	31-22-4-5	71
63	Feb. 24	vs. COL	5-1 W	32-22-4-5	73
64	Feb. 27	at DAL	0-2 L	32-23-4-5	73
65	Feb. 28	at COL	2-5 L	32-23-4-5	73
66	Mar. 2	vs. NYR	1-3 L	32-25-4-5	73
67	Mar. 5	at PIT	3-4 L(OT)	32-25-5-5	74
68	Mar. 7	at BUF	5-1 W	33-25-5-5	76
69	Mar. 9	at OTT	2-1 W	34-25-5-5	78
70	Mar. 11	vs. NYI	2-5 L	34-26-5-5	78
71	Mar. 13	vs. EDM	1-0 W	35-26-5-5	80
72	Mar. 16	vs. SJS	4-7 L	35-27-5-5	80
73	Mar. 18	at VGK	0-4 L	35-28-5-5	80
74	Mar. 19	at ARI	2-5 L	35-29-5-5	80
75	Mar. 21	vs. ANA	0-4 L	35-30-5-5	80
76	Mar. 24	at SJS	1-5 L	35-31-5-5	80
77	Mar. 26	at LAK	0-3 L	35-32-5-5	80
78	Mar. 29	vs. CBJ	1-5 L	35-33-5-5	80
79	Mar. 31	vs. EDM	3-2 W	36-33-5-5	82
80	Apr. 3	vs. ARI	1-4 L	36-34-5-5	82
81	Apr. 5	at WPG	1-2 L	36-35-5-5	82
82	Apr. 7	vs. VGK	7-1 W	37-35-5-5	84

2016–17

	DATE	OPP.	RESULT	RECORD	PTS
1	Oct. 12	at EDM	4-7 L	0-1-0-0	0
2	Oct. 14	vs. EDM	3-5 L	0-2-0-0	0
3	Oct. 15	at VAN	1-2 L(SO)	0-2-0-1	1
4	Oct. 18	vs. BUF	4-3 W(OT)	1-2-0-1	3
5	Oct. 20	vs. CAR	2-4 L	1-3-0-1	3
6	Oct. 22	vs. STL	4-6 L	1-4-0-1	3
7	Oct. 24	at CHI	3-2 W(SO)	2-4-0-1	5
8	Oct. 25	at STL	4-1 W	3-4-0-1	7
9	Oct. 28	vs. OTT	5-2 W	4-4-0-1	9
10	Oct. 30	vs. WSH	1-3 L	4-5-0-1	9
11	Nov. 1	at CHI	1-5 L	4-6-0-1	9
12	Nov. 3	at SJS	3-2 W	5-6-0-1	11
13	Nov. 5	at LAK	0-5 L	5-7-0-1	11
14	Nov. 6	at ANA	1-4 L	5-8-0-1	11
15	Nov. 10	vs. DAL	2-4 L	5-9-0-1	11
16	Nov. 12	vs. NYR	1-4 L	5-10-0-1	11
17	Nov. 15	at MIN	1-0 W	6-10-0-1	13
18	Nov. 16	vs. ARI	2-1 W	7-10-0-1	15
19	Nov. 18	vs. CHI	2-3 L	7-11-0-1	15
20	Nov. 20	at DET	3-2 W	8-11-0-1	17
21	Nov. 21	at BUF	2-4 L	8-12-0-1	17
22	Nov. 23	at CBJ	2-0 W	9-12-0-1	19
23	Nov. 25	at BOS	2-1 W	10-12-0-1	21
24	Nov. 27	at PHI	3-5 L	10-13-0-1	21
25	Nov. 28	at NYI	1-2 L(OT)	10-13-1-1	22
26	Nov. 30	vs. TOR	3-0 W	11-13-1-1	24
27	Dec. 2	vs. MIN	3-2 W(SO)	12-13-1-1	26
28	Dec. 4	vs. ANA	8-3 W	13-13-1-1	28
29	Dec. 6	at DAL	2-1 W	14-13-1-1	30
30	Dec. 8	at ARI	2-1 W(OT)	15-13-1-1	32
31	Dec. 10	vs. WPG	6-2 W	16-13-1-1	34
32	Dec. 14	vs. TBL	3-6 L	16-14-1-1	34
33	Dec. 16	vs. CBJ	1-4 L	16-15-1-1	34
34	Dec. 19	at ARI	4-2 W	17-15-1-1	36
35	Dec. 20	at SJS	1-4 L	17-16-1-1	36
36	Dec. 23	vs. VAN	4-1 W	18-16-1-1	38
37	Dec. 27	at COL	6-3 W	19-16-1-1	40
38	Dec. 29	vs. ANA	1-3 L	19-17-1-1	40
39	Dec. 31	vs. ARI	4-2 W	20-17-1-1	42
40	Jan. 4	vs. COL	4-1 W	21-17-1-1	44
41	Jan. 6	at VAN	2-4 L	21-18-1-1	44
42	Jan. 7	vs. VAN	3-1 W	22-18-1-1	46
43	Jan. 9	at WPG	0-2 L	22-19-1-1	46
44	Jan. 11	vs. SJS	3-2 W	23-19-1-1	48
45	Jan. 13	vs. NJD	1-2 L	23-20-1-1	48
46	Jan. 14	at EDM	1-2 L(SO)	23-20-1-2	49
47	Jan. 17	vs. FLA	5-2 W	24-20-1-2	51
48	Jan. 19	vs. NSH	3-4 L	24-21-1-2	51
49	Jan. 21	vs. EDM	3-7 L	24-22-1-2	51
50	Jan. 23	at TOR	0-4 L	24-23-1-2	51
51	Jan. 24	at MTL	1-5 L	24-24-1-2	51
52	Jan. 26	at OTT	3-2 W(OT)	25-24-1-2	53
53	Feb. 1	vs. MIN	5-1 W	26-24-1-2	55
54	Feb. 3	at NJD	4-3 W(OT)	27-24-1-2	57
55	Feb. 5	at NYR	3-4 L	27-25-1-2	57
56	Feb. 7	at PIT	3-2 W(SO)	28-25-1-2	59
57	Feb. 13	vs. ARI	0-5 L	28-26-1-2	59
58	Feb. 15	vs. PHI	3-1 W	29-26-1-2	61
59	Feb. 18	at VAN	1-2 L(OT)	29-26-2-2	62
60	Feb. 21	at NSH	6-5 W(OT)	30-26-2-2	64
61	Feb. 23	at TBL	3-2 W	31-26-2-2	66
62	Feb. 24	at FLA	4-2 W	32-26-2-2	68
63	Feb. 26	at CAR	3-1 W	33-26-2-2	70
64	Feb. 28	vs. LAK	2-1 W(OT)	34-26-2-2	72
65	Mar. 3	vs. DET	3-2 W(OT)	35-26-2-2	74
66	Mar. 5	vs. NYI	5-2 W	36-26-2-2	76
67	Mar. 9	vs. MTL	5-0 W	37-26-2-2	78
68	Mar. 11	at WPG	3-0 W	38-26-2-2	80
69	Mar. 13	vs. PIT	4-3 W(SO)	39-26-2-2	82
70	Mar. 15	vs. BOS	2-5 L	39-27-2-2	82
71	Mar. 17	vs. DAL	3-1 W	40-27-2-2	84
72	Mar. 19	vs. LAK	5-2 W	41-27-2-2	86
73	Mar. 21	at WSH	2-4 L	41-28-2-2	86
74	Mar. 23	at NSH	1-3 L	41-29-2-2	86
75	Mar. 25	at STL	3-2 W(OT)	42-29-2-2	88
76	Mar. 27	vs.COL	4-2 W	43-29-2-2	90
77	Mar. 29	vs. LAK	1-4 L	43-30-2-2	90
78	Mar. 31	vs. SJS	5-2 W	44-30-2-2	92
79	Apr. 2	vs. ANA	3-4 L	44-31-2-2	92
80	Apr. 4	at ANA	1-3 L	44-32-2-2	92
81	Apr. 6	at LAK	4-1 W	45-32-2-2	94
82	Apr. 8	at SJS	1-3 L	45-33-2-2	94

2015–16

	DATE	OPP.	RESULT	RECORD	PTS
1	Oct. 7	vs. VAN	1-5 L	0-1-0-0	0
2	Oct. 10	at VAN	3-2 W(OT)	1-1-0-0	2
3	Oct. 13	vs. STL	3-4 L	1-2-0-0	2
4	Oct. 16	at WPG	1-3 L	1-3-0-0	2
5	Oct. 17	vs. EDM	2-5 L	1-4-0-0	2
6	Oct. 20	vs. WSH	2-6 L	1-5-0-0	2
7	Oct. 23	vs. DET	3-2 W(OT)	2-5-0-0	4
8	Oct. 25	at NYR	1-4 L	2-6-0-0	4
9	Oct. 26	at NYI	0-4 L	2-7-0-0	4
10	Oct. 28	at OTT	4-5 L(SO)	2-7-0-1	5
11	Oct. 30	vs. MTL	2-6 L	2-8-0-1	5
12	Oct. 31	at EDM	5-4 W	3-8-0-1	7
13	Nov. 3	at COL	3-6 L	3-9-0-1	7
14	Nov. 5	vs. PHI	2-1 W(OT)	4-9-0-1	9
15	Nov. 7	vs. PIT	5-2 W	5-9-0-1	11
16	Nov. 10	at FLA	3-4 L	5-10-0-1	11
17	Nov. 12	at TBL	1-3 L	5-11-0-1	11
18	Nov. 13	at WSH	3-2 W(OT)	6-11-0-1	13
19	Nov. 15	at CHI	1-4 L	6-12-0-1	13
20	Nov. 17	vs. NJD	3-2 W	7-12-0-1	15
21	Nov. 20	vs. CHI	2-1 W(OT)	8-12-0-1	17
22	Nov. 24	at ANA	3-5 L	8-13-0-1	17
23	Nov. 27	at ARI	1-2 L(OT)	8-13-1-1	18
24	Nov. 28	at SJS	2-5 L	8-14-1-1	18
25	Dec. 1	vs. DAL	4-3 W(SO)	9-14-1-1	20
26	Dec. 4	vs. BOS	5-4 W(OT)	10-14-1-1	22
27	Dec. 8	vs. SJS	4-2 W	11-14-1-1	24
28	Dec. 10	vs. BUF	4-3 W	12-14-1-1	26
29	Dec. 12	vs. NYR	5-4 W(OT)	13-14-1-1	28
30	Dec. 15	at NSH	2-1 W(OT)	14-14-1-1	30
31	Dec. 17	at DAL	3-1 W	15-14-1-1	32
32	Dec. 19	at STL	2-3 L	15-15-1-1	32
33	Dec. 20	at DET	2-4 L	15-16-1-1	32
34	Dec. 22	vs. WPG	4-1 W	16-16-1-1	34
35	Dec. 27	vs. EDM	5-3 W	17-16-1-1	36
36	Dec. 29	vs. ANA	0-1 L	17-17-1-1	36
37	Dec. 31	vs. LAK	1-4 L	17-18-1-1	36
38	Jan. 2	at COL	4-0 W	18-18-1-1	38
39	Jan. 5	vs. TBL	3-1 W	19-18-1-1	40
40	Jan. 7	vs. ARI	1-2 L	19-19-1-1	40
41	Jan. 11	vs. SJS	4-5 L	19-20-1-1	40
42	Jan. 13	vs. FLA	6-0 W	20-20-1-1	42
43	Jan. 16	at EDM	1-2 L(SO)	20-20-1-2	43
44	Jan. 19	at NJD	2-4 L	20-21-1-2	43
45	Jan. 21	at CLB	4-2 W	21-21-1-2	45
46	Jan. 24	at CAR	2-5 L	21-22-1-2	45
47	Jan. 25	at DAL	1-2 L	21-23-1-2	45
48	Jan. 27	vs. NSH	1-2 L	21-24-1-2	45
49	Feb. 3	vs. CAR	4-1 W	22-24-1-2	47
50	Feb. 5	vs. CLB	1-2 L	22-25-1-2	47
51	Feb. 6	at VAN	4-1 W	23-25-1-2	49
52	Feb. 9	vs. TOR	4-3 W	24-25-1-2	51
53	Feb. 11	at SJS	6-5 W(SO)	25-25-1-2	53
54	Feb. 12	at ARI	1-4 L	25-26-1-2	53
55	Feb. 15	vs. ANA	4-6 L	25-27-1-2	53
56	Feb. 17	vs. MIN	3-5 L	25-28-1-2	53
57	Feb. 19	vs. VAN	5-2 W	26-28-1-2	55
58	Feb. 21	at ANA	2-5 L	26-29-1-2	55
59	Feb. 23	at LAK	1-2 L	26-30-1-2	55
60	Feb. 25	vs. NYI	1-2 L(OT)	26-30-2-2	56
61	Feb. 27	vs. OTT	4-6 L	26-31-2-2	56
62	Feb. 29	at PHI	3-5 L	26-32-2-2	56
63	Mar. 1	at BOS	1-2 L	26-33-2-2	56
64	Mar. 3	at BUF	3-6 L	26-34-2-2	56
65	Mar. 5	at PIT	4-2 W	27-34-2-2	58
66	Mar. 7	vs. SJS	1-2 L(OT)	27-34-3-2	59
67	Mar. 9	vs. NSH	3-2 W(OT)	28-34-3-2	61
68	Mar. 11	vs. ARI	1-4 L	28-35-3-2	61
69	Mar. 14	vs. STL	7-4 W	29-35-3-2	63
70	Mar. 16	vs. WPG	4-1 W	30-35-3-2	65
71	Mar. 18	vs. COL	3-4 L(SO)	30-35-3-3	66
72	Mar. 20	at MTL	4-1 W	31-35-3-3	68
73	Mar. 21	at TOR	2-5 L	31-36-3-3	68
74	Mar. 24	at MIN	2-6 L	31-37-3-3	68
75	Mar. 26	vs. CHI	1-4 L	31-38-3-3	68
76	Mar. 28	at ARI	5-2 W	32-38-3-3	70
77	Mar. 30	at ANA	3-8 L	32-39-3-3	70
78	Mar. 31	at LAK	0-3 L	32-40-3-3	70
79	Apr. 2	at EDM	5-0 W	33-40-3-3	72
80	Apr. 5	vs. LAK	4-5 L(OT)	33-40-4-3	73
81	Apr. 7	vs. VAN	7-3 W	34-40-4-3	75
82	Apr. 9	at MIN	2-1 W	35-40-4-3	77

2014–15

	DATE	OPP.	RESULT	RECORD	PTS
1	Oct.8	vs. VAN	2-4 L	0-1-0-0	0
2	Oct.9	at EDM	5-2 W	1-1-0-0	2
3	Oct.11	at STL	1-4 L	1-2-0-0	2
4	Oct.14	at NSH	3-2 W(SO)	2-2-0-0	4
5	Oct.15	at CHI	2-1 W(OT)	3-2-0-0	6
6	Oct.17	at CBJ	2-3 L	3-3-0-0	6
7	Oct.19	at WPG	4-1 W	4-3-0-0	8
8	Oct.21	vs. TBL	1-2 L(OT)	4-3-1-0	9
9	Oct.23	vs. CAR	5-0 W	5-3-1-0	11
10	Oct.25	vs. WSH	1-3 L	5-4-1-0	11
11	Oct.28	vs. MTL	1-2 L(SO)	5-4-1-1	12
12	Oct.31	vs. NSH	4-3 W	6-4-1-1	14
13	Nov.2	at MTL	6-2 W	7-4-1-1	16
14	Nov.4	at WSH	4-3 W(OT)	8-4-1-1	18
15	Nov.6	at TBL	2-5 L	8-5-1-1	18
16	Nov.8	at FLA	6-4 W	9-5-1-1	20
17	Nov.10	at CAR	1-4 L	9-6-1-1	20
18	Nov.13	vs. ARI	5-3 W	10-6-1-1	22
19	Nov.15	vs. OTT	4-2 W	11-6-1-1	24
20	Nov.18	vs. ANA	4-3 W(SO)	12-6-1-1	26
21	Nov.20	vs. CHI	3-4 L	12-7-1-1	26
22	Nov.22	vs. NJD	5-4 W(SO)	13-7-1-1	28
23	Nov.25	at ANA	2-3 L	13-8-1-1	28
24	Nov.26	at SJS	2-0 W	14-8-1-1	30
25	Nov.29	at ARI	3-0 W	15-8-1-1	32
26	Dec.2	vs. ARI	5-2 W	16-8-1-1	34
27	Dec.4	vs. COL	4-3 W(OT)	17-8-1-1	36
28	Dec.6	vs. SJS	2-3 L	17-9-1-1	36
29	Dec.9	at TOR	1-4 L	17-10-1-1	36
30	Dec.11	at BUF	3-4 L	17-11-1-1	36
31	Dec.12	at PIT	1-3 L	17-12-1-1	36
32	Dec.14	at CHI	1-2 L	17-13-1-1	36
33	Dec.16	vs. NYR	2-5 L	17-14-1-1	36
34	Dec.19	vs. DAL	1-2 L	17-15-1-1	36
35	Dec.20	at VAN	2-3 L(OT)	17-15-2-1	37
36	Dec.22	at LAK	4-3 W(OT)	18-15-2-1	39
37	Dec.27	vs. EDM	4-1 W	19-15-2-1	41
38	Dec.29	vs. LAK	2-1 W	20-15-2-1	43
39	Dec.31	vs. EDM	4-3 W(OT)	21-15-2-1	45
40	Jan.2	vs. NYI	1-2 L	21-16-2-1	45
41	Jan.7	vs. DET	2-3 L	21-17-2-1	45
42	Jan.9	vs. FLA	5-6 L	21-18-2-1	45
43	Jan.10	at VAN	1-0 W	22-18-2-1	47
44	Jan.15	at ARI	4-1 W	23-18-2-1	49
45	Jan.17	at SJS	4-3 W(OT)	24-18-2-1	51
46	Jan.19	at LAK	2-1 W(OT)	25-18-2-1	53
47	Jan.21	at ANA	3-6 L	25-19-2-1	53
48	Jan.27	vs. BUF	4-1 W	26-19-2-1	55
49	Jan.29	vs. MIN	0-1 L	26-20-2-1	55
50	Jan.31	vs. EDM	4-2 W	27-20-2-1	57
51	Feb.2	vs. WPG	5-2 W	28-20-2-1	59
52	Feb.4	vs. SJS	3-1 W	29-20-2-1	61
53	Feb.6	vs. PIT	0-4 L	29-21-2-1	61
54	Feb.9	at SJS	4-1 W	30-21-2-1	63
55	Feb.12	at LAK	3-5 L	30-22-2-1	63
56	Feb.14	vs. VAN	3-2 W	31-22-2-1	65
57	Feb.16	vs. BOS	4-3 W(OT)	32-22-2-1	67
58	Feb.18	vs. MIN	2-3 L(OT)	32-22-3-1	68
59	Feb.20	vs. ANA	3-6 L	32-23-3-1	68
60	Feb.24	at NYR	0-1 L	32-24-3-1	68
61	Feb.25	at NJD	3-1 W	33-24-3-1	70
62	Feb.27	at NYI	1-2 L	33-25-3-1	70
63	Mar.3	at PHI	3-2 W(OT)	34-25-3-1	72
64	Mar.5	at BOS	4-3 W(SO)	35-25-3-1	74
65	Mar.6	at DET	5-2 W	36-25-3-1	76
66	Mar.8	at OTT	4-5 L(SO)	36-25-3-2	77
67	Mar.11	vs. ANA	6-3 W	37-25-3-2	79
68	Mar.13	vs. TOR	6-3 W	38-25-3-2	81
69	Mar.14	at COL	2-3 L	38-26-3-2	81
70	Mar.17	vs. STL	0-4 L	38-27-3-2	81
71	Mar.19	vs. PHI	4-1 W	39-27-3-2	83
72	Mar.21	vs. CBJ	2-3 L(OT)	39-27-4-2	84
73	Mar.23	vs. COL	3-2 W	40-27-4-2	86
74	Mar.25	vs. DAL	3-4 L(SO)	40-27-4-3	87
75	Mar.27	at MIN	2-4 L	40-28-4-3	87
76	Mar.29	at NSH	5-2 W	41-28-4-3	89
77	Mar.30	at DAL	5-3 W	42-28-4-3	91
78	Apr.2	at STL	1-4 L	42-29-4-3	91
79	Apr.4	at EDM	4-0 W	43-29-4-3	93
80	Apr.7	vs. ARI	3-2 W	44-29-4-3	95
81	Apr.9	vs. LAK	3-1 W	45-29-4-3	97
82	Apr.11	at WPG	1-5 L	45-30-4-3	97

2013–14

	DATE	OPP.	RESULT	RECORD	PTS
1	Oct. 3	at WSH	4-5 L(SO)	0-0-0-1	1
2	Oct. 4	at CBJ	4-3 W	1-0-0-1	3
3	Oct. 6	vs. VAN	4-5 L(OT)	1-0-1-1	4
4	Oct. 9	vs. MTL	3-2 W	2-0-1-1	6
5	Oct. 11	vs. NJD	3-2 W	3-0-1-1	8
6	Oct. 16	at ANA	2-3 L	3-1-1-1	8
7	Oct. 19	at SJS	3-6 L	3-2-1-1	8
8	Oct. 21	at LAK	3-2 W	4-2-1-1	10
9	Oct. 22	at PHX	2-4 L	4-3-1-1	10
10	Oct. 24	at DAL	1-5 L	4-4-1-1	10
11	Oct. 26	vs. WSH	5-2 W	5-4-1-1	12
12	Oct. 30	vs. TOR	2-4 L	5-5-1-1	12
13	Nov. 1	vs. DET	3-4 L	5-6-1-1	12
14	Nov. 3	at CHI	3-2 W(OT)	6-6-1-1	14
15	Nov. 5	at MIN	1-5 L	6-7-1-1	14
16	Nov. 7	at STL	2-3 L	6-8-1-1	14
17	Nov. 8	at COL	2-4 L	6-9-1-1	14
18	Nov. 12	vs. SJS	2-3 L(OT)	6-9-2-1	15
19	Nov. 14	vs. DAL	3-7 L	6-10-2-1	15
20	Nov. 16	vs. EDM	2-4 L	6-11-2-1	15
21	Nov. 18	at WPG	5-4 W(SO)	7-11-2-1	17
22	Nov. 20	vs. CBJ	1-2 L(OT)	7-11-3-1	18
23	Nov. 22	vs. FLA	4-3 W(SO)	8-11-3-1	20
24	Nov. 27	vs. CHI	2-3 L	8-12-3-1	20
25	Nov. 29	at ANA	2-5 L	8-13-3-1	20
26	Nov. 30	at LAK	2-1 W	9-13-3-1	22
27	Dec. 4	vs. PHX	4-1 W	10-13-3-1	24
28	Dec. 6	vs. COL	2-3 L	10-14-3-1	24
29	Dec. 7	at EDM	2-1 W(OT)	11-14-3-1	26
30	Dec. 10	vs. BOS	1-2 L	11-15-3-1	26
31	Dec. 12	vs. CAR	2-1 W(OT)	12-15-3-1	28
32	Dec. 14	at BUF	2-1 W(OT)	13-15-3-1	30
33	Dec. 15	at NYR	3-4 L(SO)	13-15-3-2	31
34	Dec. 17	at BOS	0-2 L	13-16-3-2	31
35	Dec. 19	at DET	2-3 L(OT)	13-16-4-2	32
36	Dec. 21	at PIT	3-4 L	13-17-4-2	32
37	Dec. 23	vs. STL	4-3 W(SO)	14-17-4-2	34
38	Dec. 27	vs. EDM	0-2 L	14-18-4-2	34
39	Dec. 29	vs. VAN	0-2 L	14-19-4-2	34
40	Dec. 31	vs. PHI	1-4 L	14-20-4-2	34
41	Jan. 3	vs. TBL	0-2 L	14-21-4-2	34
42	Jan. 6	at COL	4-3 W	15-21-4-2	36
43	Jan. 7	at PHX	0-6 L	15-22-4-2	36
44	Jan. 9	vs. STL	0-5 L	15-23-4-2	36
45	Jan. 11	vs. PIT	1-2 L	15-24-4-2	36
46	Jan. 13	at CAR	2-0 W	16-24-4-2	38
47	Jan. 14	at NSH	2-4 L	16-25-4-2	38
48	Jan. 16	vs. WPG	2-5 L	16-26-4-2	38
49	Jan. 18	at VAN	2-3 L(SO)	16-26-4-3	39
50	Jan. 20	at SJS	2-3 L	16-27-4-3	39
51	Jan. 22	vs. PHX	3-2 W	17-27-4-3	41
52	Jan. 24	vs. NSH	5-4 W(SO)	18-27-4-3	43
53	Jan. 28	vs. CHI	5-4 W(OT)	19-27-4-3	45
54	Jan. 30	vs. SJS	4-1 W	20-27-4-3	47
55	Feb. 1	vs. MIN	4-3 W(OT)	21-27-4-3	49
56	Feb. 4	at MTL	0-2 L	21-28-4-3	49
57	Feb. 6	at NYI	4-2 W	22-28-4-3	51
58	Feb. 8	at PHI	1-2 L	22-29-4-3	51
59	Feb. 27	vs. LAK	0-2 L	22-30-4-3	51
60	Mar. 1	at EDM	2-1 W(OT)	23-30-4-3	53
61	Mar. 3	at MIN	2-3 L	23-31-4-3	53
62	Mar. 5	vs. OTT	4-1 W	24-31-4-3	55
63	Mar. 7	vs. NYI	4-3 W	25-31-4-3	57
64	Mar. 8	at VAN	1-2 L	25-32-4-3	57
65	Mar. 10	vs. LAK	2-3 L	25-33-4-3	57
66	Mar. 12	vs. ANA	7-2 W	26-33-4-3	59
67	Mar. 14	at DAL	4-3 W(SO)	27-33-4-3	61
68	Mar. 15	at PHX	2-3 L	27-34-4-3	61
69	Mar. 18	vs. BUF	3-1 W	28-34-4-3	63
70	Mar. 21	vs. NSH	5-6 L	28-35-4-3	63
71	Mar. 22	at EDM	8-1 W	29-35-4-3	65
72	Mar. 24	vs. SJS	2-1 W(SO)	30-35-4-3	67
73	Mar. 26	vs. ANA	2-3 L	30-36-4-3	67
74	Mar. 28	vs. NYR	4-3 W	31-36-4-3	69
75	Mar. 30	at OTT	3-6 L	31-37-4-3	69
76	Apr. 1	at TOR	2-3 L	31-38-4-3	69
77	Apr. 3	at TBL	4-1 W	32-38-4-3	71
78	Apr. 4	at FLA	2-1 W	33-38-4-3	73
79	Apr. 7	at NJD	1-0 W	34-38-4-3	75
80	Apr. 9	vs. LAK	4-3 W(SO)	35-38-4-3	77
81	Apr. 11	vs. WPG	3-5 L	35-39-4-3	77
82	Apr. 13	at VAN	1-5 L	35-40-4-3	77

2012–13

	DATE	OPP.	RESULT	RECORD	PTS
1	Jan. 20	vs. SJS	1-4 L	0-1-0-0	0
2	Jan. 21	vs. ANA	4-5 L	0-2-0-0	0
3	Jan. 23	at VAN	2-3 L (SO)	0-2-0-1	1
4	Jan. 26	vs. EDM	4-3 W	1-2-0-1	3
5	Jan. 31	vs. COL	3-6 L	1-3-0-1	3
6	Feb. 2	vs. CHI	2-3 L (SO)	1-3-0-2	4
7	Feb. 5	at DET	4-1 W	2-3-0-2	6
8	Feb. 7	at CBJ	4-3 W (OT)	3-3-0-2	8
9	Feb. 9	at VAN	1-5 L	3-4-0-2	8
10	Feb. 11	vs. MIN	1-2 L (SO)	3-4-0-3	9
11	Feb. 13	vs. DAL	7-4 W	4-4-0-3	11
12	Feb. 15	vs. STL	2-5 L	4-5-0-3	11
13	Feb. 17	at DAL	4-3 W	5-5-0-3	13
14	Feb. 18	at PHX	0-4 L	5-6-0-3	13
15	Feb. 20	vs. LAK	1-3 L	5-7-0-3	13
16	Feb. 23	vs. MIN	3-1 W	6-7-0-3	15
17	Feb. 24	vs. PHX	5-4 W	7-7-0-3	17
18	Feb. 26	at MIN	1-2 L (OT)	7-7-1-3	18
19	Feb. 28	at COL	4-5 L	7-8-1-3	18
20	Mar. 3	vs. VAN	4-2 W	8-8-1-3	20
21	Mar. 6	vs. SJS	4-1 W	9-8-1-3	22
22	Mar. 8	at ANA	0-4 L	9-9-1-3	22
23	Mar. 9	at LAK	2-6 L	9-10-1-3	22
24	Mar. 11	at LAK	1-3 L	9-11-1-3	22
25	Mar. 13	vs. DET	5-2 W	10-11-1-3	24
26	Mar. 15	vs. NAS	6-3 W	11-11-1-3	26
27	Mar. 18	at DAL	3-4 L	11-12-1-3	26
28	Mar. 21	at NAS	3-5 L	11-13-1-3	26
29	Mar. 22	at CBJ	1-5 L	11-14-1-3	26
30	Mar. 24	vs. STL	3-2 W	12-14-1-3	28
31	Mar. 26	at CHI	0-2 L	12-15-1-3	28
32	Mar. 27	vs. COL	4-3 W	13-15-1-3	30
33	Mar. 29	vs. CBJ	4-6 L	13-16-1-3	30
34	Apr. 1	at EDM	1-4 L	13-17-1-3	30
35	Apr. 3	vs. EDM	2-8 L	13-18-1-3	30
36	Apr. 5	at SJS	1-2 L	13-19-1-3	30
37	Apr. 6	at VAN	2-5 L	13-20-1-3	30
38	Apr. 8	at COL	3-1 W	14-20-1-3	32
39	Apr. 10	vs. VAN	1-4 L	14-21-1-3	32
40	Apr. 12	vs. PHX	3-2 W (OT)	15-21-1-3	34
41	Apr. 13	at EDM	4-1 W	16-21-1-3	36
42	Apr. 15	vs. MIN	3-4 L	16-22-1-3	36
43	Apr. 17	vs. DET	3-2 W	17-22-1-3	38
44	Apr. 19	vs. ANA	3-1 W	18-22-1-3	40
45	Apr. 21	at MIN	4-1 W	19-22-1-3	42
46	Apr. 23	at NAS	3-4 L	19-23-1-3	42
47	Apr. 25	at STL	1-4 L	19-24-1-3	42
48	Apr. 26	at CHI	1-3 L	19-25-1-3	42

2011–12

	DATE	OPP.	RESULT	RECORD	PTS
1	Oct. 8	vs. PIT	3-5 L	0-1-0-0	0
2	Oct. 10	at STL	2- 5 L	0-2-0-0	0
3	Oct. 13	at MTL	4-1 W	1-2-0-0	2
4	Oct. 15	at TOR	2-3 L	1-3-0-0	2
5	Oct. 18	vs. EDM	2-1 W	2-3-0-0	4
6	Oct. 20	vs. NYR	2-3 L(OT)	2-3-1-0	5
7	Oct. 22	vs. NSH	0-2 L	2-4-1-0	5
8	Oct. 26	vs. COL	4-2 W	3-4-1-0	7
9	Oct. 28	vs. STL	3-1 W	4-4-1-0	9
10	Nov. 1	vs. VAN	1-5 L	4-5-1-0	9
11	Nov. 3	at DET	4-1 W	5-5-1-0	11
12	Nov. 4	at BUF	1-2 L	5-6-1-0	11
13	Nov. 6	at COL	2-1 W	6-6-1-0	13
14	Nov. 8	vs. MIN	0-3 L	6-7-1-0	13
15	Nov. 11	at CHI	1-4 L	6-8-1-0	13
16	Nov. 12	at COL	4-3 W	7-8-1-0	15
17	Nov. 15	vs. OTT	1-3 L	7-9-1-0	15
18	Nov. 18	vs. CHI	5-2 W	8-9-1-0	17
19	Nov. 21	at CBJ	1-4 L	8-10-1-0	17
20	Nov. 23	at DET	3-5 L	8-11-1-0	17
21	Nov. 25	at STL	0-2 L	8-12-1-0	17
22	Nov. 27	at MIN	5-2 W	9-12-1-0	19
23	Nov. 29	vs. NSH	1-0 W	10-12-1-0	21
24	Dec. 1	vs. CBJ	3-4 L(SO)	10-12-1-1	22
25	Dec. 3	at EDM	5-3 W	11-12-1-1	24
26	Dec. 4	at VAN	1-5 L	11-13-1-1	24
27	Dec. 6	vs. CAR	7-6 W	12-13-1-1	26
28	Dec. 8	vs. COL	3-2 W	13-13-1-1	28
29	Dec. 10	vs. EDM	3-0 W	14-13-1-1	30
30	Dec. 13	at NSH	1-2 L	14-14-1-1	30
31	Dec. 15	at TBL	4-5 L(OT)	14-14-2-1	31
32	Dec. 16	at FLA	2-3 L(SO)	14-14-2-2	32
33	Dec. 18	at CHI	2-4 L	14-15-2-2	32
34	Dec. 20	vs. MIN	2-1 W	15-15-2-2	34
35	Dec. 22	vs. DET	3-2 W	16-15-2-2	36
36	Dec. 23	at VAN	3-1 W	17-15-2-2	38
37	Dec. 27	at CBJ	2-1 W(SO)	18-15-2-2	40
38	Dec. 29	at NYI	1-3 L	18-16-2-2	40
39	Dec. 30	at OTT	3-4 L(OT)	18-16-3-2	41
40	Jan. 1	at NSH	3-5 L	18-17-3-2	41
41	Jan. 3	at WSH	1-3 L	18-18-3-2	41
42	Jan. 5	at BOS	0-9 L	18-19-3-2	41
43	Jan. 7	vs. MIN	3-1 W	19-19-3-2	43
44	Jan. 10	vs. NJD	6-3 W	20-19-3-2	45
45	Jan. 12	vs. ANA	1-0 W(OT)	21-19-3-2	47
46	Jan. 14	vs. LAK	1-4 L	21-20-3-2	47
47	Jan. 17	at SJS	1-2 L(SO)	21-20-3-3	48
48	Jan. 19	at LAK	2-1 W(SO)	22-20-3-3	50
49	Jan. 21	at EDM	6-2 W	23-20-3-3	52
50	Jan. 24	vs. SJS	0-1 L	23-21-3-3	52
51	Jan. 31	vs. DET	1-3 L	23-22-3-3	52
52	Feb. 3	vs. CHI	3-1 W	24-22-3-3	54
53	Feb. 6	at ANA	2-3 L(SO)	24-22-3-4	55
54	Feb. 8	at SJS	4-3 W	25-22-3-4	57
55	Feb. 9	at PHX	1-2 L(OT)	25-22-4-4	58
56	Feb. 11	vs. VAN	3-2 W(SO)	26-22-4-4	60
57	Feb. 14	vs. TOR	5-1 W	27-22-4-4	62
58	Feb. 16	at DAL	2-3 L(OT)	27-22-5-4	63
59	Feb. 18	at LAK	1-0 W	28-22-5-4	65
60	Feb. 21	vs. EDM	1-6 L	28-23-5-4	65
61	Feb. 23	vs. PHX	3-4 L(SO)	28-23-5-5	66
62	Feb. 25	vs. PHI	4-5 L(SO)	28-23-5-6	67
63	Feb. 27	vs. STL	1-3 L	28-24-5-6	67
64	Mar. 1	at PHX	4-2 W	29-24-5-6	69
65	Mar. 2	at ANA	2-3 L	29-25-5-6	69
66	Mar. 4	vs. DAL	2-3 L(SO)	29-25-5-7	70
67	Mar. 6	vs. MTL	5-4 W	30-25-5-7	72
68	Mar. 9	vs. WPG	5-3 W	31-25-5-7	74
69	Mar. 11	at MIN	4-3 W	32-25-5-7	76
70	Mar. 13	vs. SJS	3-2 W(OT)	33-25-5-7	78
71	Mar. 15	vs. PHX	4-1 W	34-25-5-7	80
72	Mar. 16	at EDM	1-3 L	34-26-5-7	80
73	Mar. 18	vs. CBJ	1-2 L(SO)	34-26-5-8	81
74	Mar. 20	at COL	1-2 L(OT)	34-26-6-8	82
75	Mar. 22	at MIN	2-3 L(SO)	34-26-6-9	83
76	Mar. 24	at DAL	1-4 L	34-27-6-9	83
77	Mar. 26	vs. DAL	5-4 W	35-27-6-9	85
78	Mar. 28	vs. LAK	0-3 L	35-28-6-9	85
79	Mar. 30	vs. COL	1-4 L	35-29-6-9	85
80	Mar. 31	at VAN	2-3 L(OT)	35-29-7-9	86
81	Apr. 5	vs. VAN	3-2 W	36-29-7-9	88
82	Apr. 7	vs. ANA	5-2 W	37-29-7-9	90

2010–11

	DATE	OPP.	RESULT	RECORD	PTS
1	Oct. 7	at EDM	0-4 L	0-1-0-0	0
2	Oct. 10	vs. LAK	3-1 W	1-1-0-0	2
3	Oct. 14	vs. FLA	0-3 L	1-2-0-0	2
4	Oct. 16	vs. EDM	5-3 W	2-2-0-0	4
5	Oct. 19	at NSH	1-0 W(OT)	3-2-0-0	6
6	Oct. 21	at DET	2-4 L	3-3-0-0	6
7	Oct. 22	at CBJ	6-2 W	4-3-0-0	8
8	Oct. 24	vs. SJS	4-0 W	5-3-0-0	10
9	Oct. 26	vs. EDM	5-4 W(SO)	6-3-0-0	12
10	Oct. 28	vs. COL	5-6 L	6-4-0-0	12
11	Oct. 30	vs. WSH	2-7 L	6-5-0-0	12
12	Nov. 3	vs. DET	1-2 L	6-6-0-0	12
13	Nov. 5	at MIN	1-2 L	6-7-0-0	12
14	Nov. 9	at COL	4-2 W	7-7-0-0	14
15	Nov. 12	at PHX	4-5 L	7-8-0-0	14
16	Nov. 13	at SJS	3-4 L	7-9-0-0	14
17	Nov. 17	vs. PHX	1-3 L	7-10-0-0	14
18	Nov. 19	vs. CHI	7-2 W	8-10-0-0	16
19	Nov. 21	at DET	4-5 L(OT)	8-10-1-0	17
20	Nov. 22	at NYR	1-2 L	8-11-1-0	17
21	Nov. 24	at NJD	1-2 L(SO)	8-11-1-1	18
22	Nov. 26	at PHI	3-2 W(SO)	9-11-1-1	20
23	Nov. 27	at PIT	1-4 L	9-12-1-1	20
24	Nov. 29	vs. MIN	3-0 W	10-12-1-1	22
25	Dec. 1	vs. VAN	2-7 L	10-13-1-1	22
26	Dec. 3	at MIN	3-2 W(SO)	11-13-1-1	24
27	Dec. 5	at CHI	2-4 L	11-14-1-1	24
28	Dec. 7	vs. TBL	4-2 W	12-14-1-1	26
29	Dec. 9	at LAK	1-2 L	12-15-1-1	26
30	Dec. 10	at ANA	2-3 L(SO)	12-15-1-2	27
31	Dec. 13	vs. CBJ	3-2 W(OT)	13-15-1-2	29
32	Dec. 16	vs. TOR	5-2 W	14-15-1-2	31
33	Dec. 18	vs. MIN	1-3 L	14-16-1-2	31
34	Dec. 20	at MIN	1-4 L	14-17-1-2	31
35	Dec. 21	at CBJ	1-3 L	14-18-1-2	31
36	Dec. 23	at DAL	3-2 W(SO)	15-18-1-2	33
37	Dec. 27	vs. BUF	5-2 W	16-18-1-2	35
38	Dec. 31	vs. COL	3-2 W	17-18-1-2	37
39	Jan. 1	at EDM	2-1 W	18-18-1-2	39
40	Jan. 3	vs. NYI	2-5 L	18-19-1-2	39
41	Jan. 5	at VAN	1-3 L	18-20-1-2	39
42	Jan. 7	vs. DET	4-5 L(SO)	18-20-1-3	40
43	Jan. 11	at CAR	5-6 L(SO)	18-20-1-4	41
44	Jan. 14	at OTT	3-2 W	19-20-1-4	43
45	Jan. 15	at TOR	2-1 W(SO)	20-20-1-4	45
46	Jan. 17	at MTL	4-5 L(OT)	20-20-2-4	46
47	Jan. 19	vs. MIN	0-6 L	20-21-2-4	46
48	Jan. 21	vs. DAL	7-4 W	21-21-2-4	48
49	Jan. 22	at VAN	4-3 W(SO)	22-21-2-4	50
50	Jan. 24	vs. NSH	3-1 W	23-21-2-4	52
51	Jan. 26	vs. STL	4-1 W	24-21-2-4	54
52	Feb. 1	at NSH	3-2 W(SO)	25-21-2-4	56
53	Feb. 3	at ATL	4-2 W	26-21-2-4	58
54	Feb. 5	vs. LAK	3-4 L(SO)	26-21-2-5	59
55	Feb. 7	vs. CHI	3-1 W	27-21-2-5	61
56	Feb. 9	vs. OTT	5-2 W	28-21-2-5	63
57	Feb. 11	vs. ANA	4-5 L(OT)	28-21-3-5	64
58	Feb. 12	at VAN	2-4 L	28-22-3-5	64
59	Feb. 14	at COL	9-1 W	29-22-3-5	66
60	Feb. 16	vs. DAL	4-2 W	30-22-3-5	68
61	Feb. 20	vs. MTL	4-0 W	31-22-3-5	70
62	Feb. 22	vs. BOS	1-3 L	31-23-3-5	70
63	Feb. 25	vs. SJS	3-4 L(SO)	31-23-3-6	71
64	Feb. 27	vs. STL	1-0 W	32-23-3-6	73
65	Mar. 1	at STL	6-0 W	33-23-3-6	75
66	Mar. 2	at CHI	4-6 L	33-24-3-6	75
67	Mar. 4	vs. CBJ	4-3 W	34-24-3-6	77
68	Mar. 6	vs. NSH	3-2 W	35-24-3-6	79
69	Mar. 9	at DAL	4-3 W(SO)	36-24-3-6	81
70	Mar. 10	at PHX	0-3 L	36-25-3-6	81
71	Mar. 12	vs. VAN	3-4 L	36-26-3-6	81
72	Mar. 15	vs. PHX	3-4 L	36-27-3-6	81
73	Mar. 17	vs. COL	5-2 W	37-27-3-6	83
74	Mar. 20	at ANA	4-5 L(OT)	37-27-4-6	84
75	Mar. 21	at LAK	1-2 L(SO)	37-27-4-7	85
76	Mar. 23	at SJS	3-6 L	37-28-4-7	85
77	Mar. 26	at EDM	5-4 W(SO)	38-28-4-7	87
78	Mar. 30	vs. ANA	2-4 L	38-29-4-7	87
79	Apr. 1	at STL	3-2 W	39-29-4-7	89
80	Apr. 3	at COL	2-1 W	40-29-4-7	91
81	Apr. 6	vs. EDM	6-1 W	41-29-4-7	93
82	Apr. 9	vs. VAN	2-3 L(OT)	41-29-5-7	94

2009-10

	DATE	OPP.	RESULT	RECORD	PTS
1	Oct. 1	vs. VAN	5-3 W	1-0-0-0	2
2	Oct. 3	at EDM	4-3 W	2-0-0-0	4
3	Oct. 6	vs. MTL	4-3 W	3-0-0-0	6
4	Oct. 8	at EDM	4-3 W(SO)	4-0-0-0	8
5	Oct. 9	vs. DAL	2-5 L	4-1-0-0	8
6	Oct. 12	at CHI	5-6 L(OT)	4-1-1-0	9
7	Oct. 13	at CBJ	1-2 L	4-2-1-0	9
8	Oct. 16	vs. VAN	5-3 W	5-2-1-0	11
9	Oct. 20	vs. CBJ	6-3 W	6-2-1-0	13
10	Oct. 24	vs. EDM	5-2 W	7-2-1-0	15
11	Oct. 28	vs. COL	2-3 L	7-3-1-0	15
12	Oct. 31	vs. DET	1-3 L	7-4-1-0	15
13	Nov. 4	at DAL	3-2 W(OT)	8-4-1-0	17
14	Nov. 5	at STL	2-1 W(OT)	9-4-1-0	19
15	Nov. 7	vs. NYR	3-1 W	10-4-1-0	21
16	Nov. 10	at MTL	1-0 W	11-4-1-0	23
17	Nov. 13	at BUF	1-2 L(SO)	11-4-1-1	24
18	Nov. 14	at TOR	5-2 W	12-4-1-1	26
19	Nov. 17	vs. COL	2-3 L	12-5-1-1	26
20	Nov. 19	vs. CHI	1-7 L	12-6-1-1	26
21	Nov. 21	at LAK	5-2 W	13-6-1-1	28
22	Nov. 23	at ANA	2-3 L(SO)	13-6-1-2	29
23	Nov. 25	vs. PHX	2-1 W	14-6-1-2	31
24	Nov. 27	at DET	3-0 W	15-6-1-2	33
25	Nov. 28	at CBJ	4-3 W(SO)	16-6-1-2	35
26	Nov. 30	at NSH	5-0 W	17-6-1-2	37
27	Dec. 3	at PHX	1-2 L	17-7-1-2	37
28	Dec. 5	at SJS	2-1 W	18-7-1-2	39
29	Dec. 7	at LAK	1-2 L	18-8-1-2	39
30	Dec. 9	vs. ATL	3-1 W	19-8-1-2	41
31	Dec. 11	vs. MIN	1-2 L(OT)	19-8-2-2	42
32	Dec. 13	at COL	2-3 L	19-9-2-2	42
33	Dec. 15	at STL	3-4 L	19-10-2-2	42
34	Dec. 17	vs. LAK	2-1 W	20-10-2-2	44
35	Dec. 19	vs. NSH	3-5 L	20-11-2-2	44
36	Dec. 23	vs. STL	1-2 L(SO)	20-11-2-3	45
37	Dec. 27	vs. VAN	1-5 L	20-12-2-3	45
38	Dec. 28	at EDM	4-1 W	21-12-2-3	47
39	Dec. 30	vs. LAK	2-1 W	22-12-2-3	49
40	Dec. 31	vs. EDM	2-1 W	23-12-2-3	51
41	Jan. 2	vs. TOR	3-1 W	24-12-2-3	53
42	Jan. 5	at NSH	3-1 W	25-12-2-3	55
43	Jan. 6	at MIN	1-4 L	25-13-2-3	55
44	Jan. 8	vs. CBJ	2-3L	25-14-2-3	55
45	Jan. 9	at VAN	3-2 W(SO)	26-14-2-3	57
46	Jan. 11	vs. COL	2-3 L(SO)	26-14-2-4	58
47	Jan. 13	vs. PIT	1-3 L	26-15-2-4	58
48	Jan. 15	vs. NSH	0-1 L	26-16-2-4	58
49	Jan. 17	at ANA	4-5 L	26-17-2-4	58
50	Jan. 18	at SJS	1-9 L	26-18-2-4	58
51	Jan. 21	vs. CHI	1-3 L	26-19-2-4	58
52	Jan. 25	vs. STL	0-2 L	26-20-2-4	58
53	Jan. 27	at DAL	3-4 L(SO)	26-20-2-5	59
54	Jan. 28	at PHX	2-3 L(SO)	26-20-2-6	60
55	Jan. 30	vs. EDM	6-1 W	27-20-2-6	62
56	Feb. 1	vs. PHI	0-3 L	27-21-2-6	62
57	Feb. 3	vs. CAR	4-1 W	28-21-2-6	64
58	Feb. 5	at FLA	2-1 W	29-21-2-6	66
59	Feb. 6	at TBL	1-2 L(OT)	29-21-3-6	67
60	Feb. 9	at OTT	2-3 L	29-22-3-6	67
61	Feb. 11	vs. DAL	1-3 L	29-23-3-6	67
62	Feb. 13	vs. ANA	3-1 W	30-23-3-6	69
63	Mar. 3	vs. MIN	0-4 L	30-24-3-6	69
64	Mar. 5	vs. NJD	5-3 W	31-24-3-6	71
65	Mar. 7	at MIN	5-2 W	32-24-3-6	73
66	Mar. 9	at DET	4-2 W	33-24-3-6	75
67	Mar. 11	vs. OTT	2-0 W	34-24-3-6	77
68	Mar. 14	at VAN	1-3 L	34-25-3-6	77
69	Mar. 15	vs. DET	1-2 L	34-26-3-6	77
70	Mar. 17	at COL	3-2 W	35-26-3-6	79
71	Mar. 19	vs. SJS	4-3 W	36-26-3-6	81
72	Mar. 21	at MIN	3-4 L	36-27-3-6	81
73	Mar. 23	vs. ANA	3-1 W	37-27-3-6	83
74	Mar. 25	at NYI	2-3 L	37-28-3-6	83
75	Mar. 27	at BOS	0-5 L	37-29-3-6	83
76	Mar. 28	at WSH	5-3 W	38-29-3-6	85
77	Mar. 31	vs. PHX	2-1 W	39-29-3-6	87
78	Apr. 2	at COL	2-1 W	40-29-3-6	89
79	Apr. 4	at CHI	1-4 L	40-30-3-6	89
80	Apr. 6	vs. SJS	1-2 L	40-31-3-6	89
81	Apr. 8	vs. MIN	1-2 L(SO)	40-31-3-7	90
82	Apr. 10	at VAN	3-7 L	40-32-3-7	90

2008-09

	DATE	OPP.	RESULT	RECORD	PTS
1	Oct. 9	at VAN	0-6 L	0-1-0-0	0
2	Oct. 11	vs. VAN	4-5 L(OT)	0-1-1-0	1
3	Oct. 14	vs. COL	5-4 W	1-1-1-0	3
4	Oct. 17	vs. EDM	3-4 L	1-2-1-0	3
5	Oct. 18	at EDM	2-3 L	1-3-1-0	3
6	Oct. 21	vs. WSH	2-1 W	2-3-1-0	5
7	Oct. 23	at NSH	5-3 W	3-3-1-0	7
8	Oct. 25	at PHX	4-1 W	4-3-1-0	9
9	Oct. 28	vs. COL	3-0 W	5-3-1-0	11
10	Oct. 30	vs. BOS	3-2 W	6-3-1-0	13
11	Nov. 1	at LAK	3-2 W	7-3-1-0	15
12	Nov. 2	at ANA	2-3 L	7-4-1-0	15
13	Nov. 4	vs. PHX	2-4 L	7-5-1-0	15
14	Nov. 6	vs. NSH	7-6 W	8-5-1-0	17
15	Nov. 8	at CBJ	1-3 L	8-6-1-0	17
16	Nov. 9	at CHI	1-6 L	8-7-1-0	17
17	Nov. 11	vs. TOR	4-3 W	9-7-1-0	19
18	Nov. 13	at SJS	1-6 L	9-8-1-0	19
19	Nov. 18	vs. COL	4-1 W	10-8-1-0	21
20	Nov. 20	at COL	1-0 W	11-8-1-0	23
21	Nov. 22	vs. DET	2-5 L	11-9-1-0	23
22	Nov. 25	vs. LAK	6-2 W	12-9-1-0	25
23	Nov. 27	at VAN	4-3 W	13-9-1-0	27
24	Nov. 29	vs. VAN	3-1 W	14-9-1-0	29
25	Dec. 2	vs. DAL	1-3 L	14-10-1-0	29
26	Dec. 5	at STL	4-3 W(OT)	15-10-1-0	31
27	Dec. 7	at NYR	3-0 W	16-10-1-0	33
28	Dec. 9	at MTL	1-4 L	16-11-1-0	33
29	Dec. 10	at DET	3-4 L(OT)	16-11-2-0	34
30	Dec. 12	vs. FLA	2-3 L(SO)	16-11-2-1	35
31	Dec. 16	at STL	6-3 W	17-11-2-1	37
32	Dec. 17	at MIN	3-2 W(OT)	18-11-2-1	39
33	Dec. 19	vs. CHI	2-3 L(OT)	18-11-3-1	40
34	Dec. 23	vs. ANA	4-3 W	19-11-3-1	42
35	Dec. 27	vs. OTT	6-3 W	20-11-3-1	44
36	Dec. 29	vs. MIN	2-1 W	21-11-3-1	46
37	Dec. 31	vs. EDM	6-4 W	22-11-3-1	48
38	Jan. 3	at NSH	3-2 W	23-11-3-1	50
39	Jan. 4	at CHI	2-5 L	23-12-3-1	50
40	Jan. 6	vs. SJS	5-2 W	24-12-3-1	52
41	Jan. 8	vs. NYI	5-2 W	25-12-3-1	54
42	Jan. 13	vs. STL	3-1 W	26-12-3-1	56
43	Jan. 15	at SJS	3-2 W	27-12-3-1	58
44	Jan. 17	vs. PHX	3-4 L	27-13-3-1	58
45	Jan. 18	at COL	2-6 L	27-14-3-1	58
46	Jan. 21	vs. CBJ	5-4 W(SO)	28-14-3-1	60
47	Jan. 28	vs. BUF	5-2 W	29-14-3-1	62
48	Jan. 30	vs. NSH	3-1 W	30-14-3-1	64
49	Feb. 2	at COL	3-4 L	30-15-3-1	64
50	Feb. 3	at DAL	1-3 L	30-16-3-1	64
51	Feb. 5	vs. CHI	2-5 L	30-17-3-1	64
52	Feb. 7	vs. ANA	1-2 L	30-18-3-1	64
53	Feb. 9	vs. MTL	2-6 W	31-18-3-1	66
54	Feb. 11	at ANA	2-3 L(OT)	31-18-4-1	67
55	Feb. 12	at LAK	2-0 W	32-18-4-1	69
56	Feb. 14	at PHX	7-5 W	33-18-4-1	71
57	Feb. 17	vs. VAN	3-4 L(SO)	33-18-4-2	72
58	Feb. 19	at MIN	3-2 W(OT)	34-18-4-2	74
59	Feb. 21	at EDM	3-2 W(SO)	35-18-4-2	76
60	Feb. 24	vs. CBJ	4-1 W	36-18-4-2	78
61	Feb. 27	vs. MIN	4-1 W	37-18-4-2	80
62	Mar. 1	vs. TBL	6-8 L	37-19-4-2	80
63	Mar. 3	at OTT	6-3 W	38-19-4-2	82
64	Mar. 5	at PHI	5-1 W	39-19-4-2	84
65	Mar. 6	at CAR	1-6 L	39-20-4-2	84
66	Mar. 8	at ATL	2-5 L	39-21-4-2	84
67	Mar. 10	at NJD	2-3 L	39-22-4-2	84
68	Mar. 12	at DET	6-5 W(SO)	40-22-4-2	86
69	Mar. 14	at TOR	6-8 L	40-23-4-2	86
70	Mar. 18	vs. DAL	2-1 W	41-23-4-2	88
71	Mar. 20	vs. STL	2-3 L	41-24-4-2	88
72	Mar. 23	vs. DET	5-3 W	42-24-4-2	90
73	Mar. 25	at PIT	0-2 L	42-25-4-2	90
74	Mar. 26	at CBJ	0-5 L	42-26-4-2	90
75	Mar. 28	vs. MIN	3-2 W	43-26-4-2	92
76	Mar. 30	vs. SJS	1-2 L	43-27-4-2	92
77	Apr.2	at DAL	2-1 W	44-27-4-2	94
78	Apr. 3	at MIN	0-4 L	44-28-4-2	94
79	Apr. 6	vs. LAK	4-1 W	45-28-4-2	96
80	Apr. 7	at VAN	1-4 L	45-29-4-2	96
81	Apr. 10	at EDM	1-5 L	45-30-4-2	96
82	Apr. 11	vs. EDM	4-1 W	46-30-4-2	98

2007-08

	DATE	OPP.	RESULT	RECORD	PTS
1	Oct. 4	vs. PHI	2-3 L	0-1-0-0	0
2	Oct. 6	vs. VAN	3-4 L(OT)	0-1-1-0	1
3	Oct. 10	at DET	2-4 L	0-2-1-0	1
4	Oct. 12	at DAL	3-2 W(OT)	1-2-1-0	3
5	Oct. 13	at NSH	7-4 W	2-2-1-0	5
6	Oct. 16	at COL	4-5 L(SO)	2-2-1-1	6
7	Oct. 18	vs. LAK	4-3 W	3-2-1-1	8
8	Oct. 20	vs. EDM	4-1 W	4-2-1-1	10
9	Oct. 22	vs. SJS	1-4 L	4-3-1-1	10
10	Oct. 24	vs. MIN	5-3 W	5-3-1-1	12
11	Oct. 26	vs. COL	2-3 L(OT)	5-3-2-1	13
12	Oct. 30	vs. NSH	5-1 W	6-3-2-1	15
13	Nov. 1	vs. DET	1-4 L	6-4-2-1	15
14	Nov. 3	at MIN	1-4 L	6-5-2-1	15
15	Nov. 5	at COL	1-4 L	6-6-2-1	15
16	Nov. 8	vs. VAN	2-3 L	6-7-2-1	15
17	Nov. 10	vs. EDM	2-4 L	6-8-2-1	15
18	Nov. 13	vs. MIN	3-2 W	7-8-2-1	17
19	Nov. 17	at EDM	3-1 W	8-8-2-1	19
20	Nov. 18	at VAN	1-4 L	8-9-2-1	19
21	Nov. 20	vs. COL	4-1 W	9-9-2-1	21
22	Nov. 22	vs. CHI	1-2 L	9-10-2-1	21
23	Nov. 24	at COL	5 -2 W	10-10-2-1	23
24	Nov. 25	at STL	0-3 L	10-11-2-1	23
25	Nov. 27	at DET	3-5 L	10-12-2-1	23
26	Nov. 29	vs. ANA	1-4 L	10-13-2-1	23
27	Dec. 1	vs. CBJ	3-4 L(OT)	10-13-3-1	24
28	Dec. 4	vs. STL	3-1 W	11-13-3-1	26
29	Dec. 6	vs. PIT	2-3 L(SO)	11-13-3-2	27
30	Dec. 9	at CHI	3-2 W	12-13-3-2	29
31	Dec. 11	at FLA	2-1 W(SO)	13-13-3-2	31
32	Dec. 13	at TBL	9-6 W	14-13-3-2	33
33	Dec. 14	at CAR	4-3 W	15-13-3-2	35
34	Dec. 16	at STL	5-3 W	16-13-3-2	37
35	Dec. 18	at CBJ	3-1 W	17-13-3-2	39
36	Dec. 21	vs. DAL	2-3 L(OT)	17-13-4-2	40
37	Dec. 23	vs. NJD	0-1 L(OT)	17-13-5-2	41
38	Dec. 27	at VAN	3-5 L	17-14-5-2	41
39	Dec. 29	vs. ANA	5-3 W	18-14-5-2	43
40	Dec. 31	vs. VAN	2-1 W	19-14-5-2	45
41	Jan. 2	vs. NYR	4-3 W	20-14-5-2	47
42	Jan. 3	at SJS	3-2 W(OT)	21-14-5-2	49
43	Jan. 5	at LAK	6-4 W	22-14-5-2	51
44	Jan. 8	vs. PHX	1-3 L	22-15-5-2	51
45	Jan. 11	vs. NYI	4-5 L(SO)	22-15-5-3	52
46	Jan. 13	at EDM	1-2 L	22-16-5-3	52
47	Jan. 15	at NSH	0-3 L	22-17-5-3	52
48	Jan. 16	at MIN	3-2 W	23-17-5-3	54
49	Jan. 18	vs. LAK	6-1 W	24-17-5-3	56
50	Jan. 22	vs. MIN	2-1 W	25-17-5-3	58
51	Jan. 30	vs. SJS	5-4 W	26-17-5-3	60
52	Feb. 2	vs. DAL	1-2 L	26-18-5-3	60
53	Feb. 4	at EDM	0-5 L	26-19-5-3	60
54	Feb. 5	vs. PHX	4-3 W(SO)	27-19-5-3	62
55	Feb. 7	vs. CHI	1-3 L	27-20-5-3	62
56	Feb. 9	vs. EDM	4-1 W	28-20-5-3	64
57	Feb. 12	at SJS	4-3 W(OT)	29-20-5-3	66
58	Feb. 15	at LAK	3-6 L	29-21-5-3	66
59	Feb. 17	at LAK	2-4 L	29-22-5-3	66
60	Feb. 19	at PHX	4-1 W	30-22-5-3	68
61	Feb. 20	at DAL	3-2 W	31-22-5-3	70
62	Feb. 22	vs. DET	1-0 W	32-22-5-3	72
63	Feb. 24	at MIN	2-1 W	33-22-5-3	74
64	Feb. 26	vs. COL	2-3 L(OT)	33-22-6-3	75
65	Feb. 29	at ANA	1-3 L	33-23-6-3	75
66	Mar. 1	at PHX	3-1 W	34-23-6-3	77
67	Mar. 4	vs. CBJ	1-0 W	35-23-6-3	79
68	Mar. 7	vs. NSH	1-2 L(OT)	35-23-7-3	80
69	Mar. 10	vs. STL	7-3 W	36-23-7-3	82
70	Mar. 12	at WSH	2-3 L	36-24-7-3	82
71	Mar. 13	at ATL	4-6 L	36-25-7-3	82
72	Mar. 16	at CHI	4-2 W	37-25-7-3	84
73	Mar. 18	at CBJ	0-3 L	37-26-7-3	84
74	Mar. 20	vs. COL	2-1 W	38-26-7-3	86
75	Mar. 22	vs. MIN	5-4 W	39-26-7-3	88
76	Mar. 24	at COL	0-2 L	39-27-7-3	88
77	Mar. 25	vs. VAN	3-2 W	40-27-7-3	90
78	Mar. 29	vs. EDM	1-2 L	40-28-7-3	90
79	Mar. 30	at VAN	2-6 L	40-29-7-3	90
80	Apr. 1	at EDM	3-2 W	41-29-7-3	92
81	Apr. 3	at MIN	1-3 L	41-30-7-3	92
82	Apr. 5	at VAN	7-1 W	42-30-7-3	94

2006-07

	DATE	OPP.	RESULT	RECORD	PTS
1	Oct. 5	at EDM	1-3 L	0-1-0-0	0
2	Oct. 7	vs. EDM	2-1 W	1-1-0-0	2
3	Oct. 9	vs. SJS	1-4 L	1-2-0-0	2
4	Oct. 12	at OTT	1-0 W	2-2-0-0	4
5	Oct. 14	at TOR	4-5 L(OT)	2-2-1-0	5
6	Oct. 17	at MTL	4-5 L	2-3-1-0	5
7	Oct. 19	at BOS	2-3 L	2-4-1-0	5
8	Oct. 24	vs. PHX	6-1 W	3-4-1-0	7
9	Oct. 28	vs. NSH	2-3 L	3-5-1-0	7
10	Oct. 30	vs. WSH	2-4 L	3-6-1-0	7
11	Nov. 1	at DET	2-3 L	3-7-1-0	7
12	Nov. 3	at CBJ	4-5 L(SO)	3-7-1-1	8
13	Nov. 4	at STL	3-2 W	4-7-1-1	10
14	Nov. 7	vs. DAL	3-1 W	5-7-1-1	12
15	Nov. 10	vs. ANA	3-0 W	6-7-1-1	14
16	Nov. 11	at VAN	3-2 W	7-7-1-1	16
17	Nov. 14	vs. STL	3-0 W	8-7-1-1	18
18	Nov. 17	vs. DET	4-1 W	9-7-1-1	20
19	Nov. 21	at EDM	1-2 L	9-8-1-1	20
20	Nov. 22	vs. CHI	4-1 W	10-8-1-1	22
21	Nov. 25	at LAK	1-3 L	10-9-1-1	22
22	Nov. 26	at ANA	3-5 L	10-10-1-1	22
23	Nov. 28	vs. COL	5-2 W	11-10-1-1	24
24	Dec. 1	vs. CBJ	2-1 W	12-10-1-1	26
25	Dec. 5	vs. CAR	3-0 W	13-10-1-1	28
26	Dec. 7	at MIN	2-3 L(SO)	13-10-1-2	29
27	Dec. 9	vs. VAN	5-3 W	14-10-1-2	31
28	Dec. 12	vs. MIN	5-2 W	15-10-1-2	33
29	Dec. 14	at VAN	1-3 L	15-11-1-2	33
30	Dec. 16	at PHX	6-3 W	16-11-1-2	35
31	Dec. 18	at ANA	1-4 L	16-12-1-2	35
32	Dec. 19	at LAK	5-3 W	17-12-1-2	37
33	Dec. 23	at SJS	1-4 L	17-13-1-2	37
34	Dec. 26	vs. VAN	1-3 L	17-14-1-2	37
35	Dec. 27	at VAN	5-6 L(OT)	17-14-2-2	38
36	Dec. 29	vs. LAK	6-4 W	18-14-2-2	40
37	Dec. 31	vs. EDM	4-2 W	19-14-2-2	42
38	Jan. 2	vs. VAN	2-3 L	19-15-2-2	42
39	Jan. 4	vs. FLA	5-4 W(OT)	20-15-2-2	44
40	Jan. 6	vs. DAL	4-2 W	21-15-2-2	46
41	Jan. 9	vs. MIN	3-0 W	22-15-2-2	48
42	Jan. 11	at COL	7-3 W	23-15-2-2	50
43	Jan. 13	vs. EDM	3-1 W	24-15-2-2	52
44	Jan. 15	at NSH	3-5 L	24-16-2-2	52
45	Jan. 17	at DAL	2-4 L	24-17-2-2	52
46	Jan. 19	vs. ANA	3-2 W	25-17-2-2	54
47	Jan. 20	at EDM	4-0 W	26-17-2-2	56
48	Jan. 26	at MIN	1-2 L(SO)	26-17-2-3	57
49	Jan. 28	at CHI	3-4 L(OT)	26-17-3-3	58
50	Jan. 30	vs. LAK	4-1 W	27-17-3-3	60
51	Feb. 2	vs. CBJ	6-2 W	28-17-3-3	62
52	Feb. 3	vs. VAN	4-3 W	29-17-3-3	64
53	Feb. 6	vs. CHI	2-3 L(SO)	29-17-3-4	65
54	Feb. 8	at CBJ	1-2 L	29-18-3-4	65
55	Feb. 10	at BUF	2-3 L(SO)	29-18-3-5	66
56	Feb. 11	at DET	4-7 L	29-19-3-5	66
57	Feb. 13	vs. ATL	4-1 W	30-19-3-5	68
58	Feb. 15	vs. COL	5-7 L	30-20-3-5	68
59	Feb. 17	vs. COL	5-2 W	31-20-3-5	70
60	Feb. 20	at COL	3-4 L	31-21-3-5	70
61	Feb. 22	at PHX	2-3 L(OT)	31-21-4-5	71
62	Feb. 24	vs. SJS	7-4 W	32-21-4-5	73
63	Feb. 26	vs. PHX	5-2 W	33-21-4-5	75
64	Feb. 28	vs. MIN	2-1 W(SO)	34-21-4-5	77
65	Mar. 3	at EDM	4-2 W	35-21-4-5	79
66	Mar. 6	at STL	4-2 W	36-21-4-5	81
67	Mar. 8	at NSH	3-6 L	36-22-4-5	81
68	Mar. 10	vs. TBL	2-3 L(OT)	36-22-5-5	82
69	Mar. 12	vs. STL	5-4 W(SO)	37-22-5-5	84
70	Mar. 14	at COL	2-3 L	37-23-5-5	84
71	Mar. 15	at DAL	2-4 L	37-24-5-5	84
72	Mar. 17	vs. MIN	2-4 L	37-25-5-5	84
73	Mar. 20	vs. DET	2-1 W	38-25-5-5	86
74	Mar. 22	vs. NSH	3-2 W	39-25-5-5	88
75	Mar. 25	at CHI	3-2 W	40-25-5-5	90
76	Mar. 27	at MIN	1-0 W(SO)	41-25-5-5	92
77	Mar. 29	at MIN	4-2 W	42-25-5-5	94
78	Mar. 31	at VAN	3-2 W	43-25-5-5	96
79	Apr. 3	vs. COL	3-4 L	43-26-5-5	96
80	Apr. 5	at SJS	3-4 L	43-27-5-5	96
81	Apr. 7	vs. EDM	2-3 L	43-28-5-5	96
82	Apr. 8	at COL	3-6 L	43-29-5-5	96

2005-06

	DATE	OPP.	RESULT	RECORD	PTS
1	Oct. 5	at MIN	3-6 L	0-1-0-0	0
2	Oct. 7	at CBJ	3-1 W	1-1-0-0	2
3	Oct. 9	at DET	3-6 L	1-2-0-0	2
4	Oct. 10	at COL	3-7 L	1-3-0-0	2
5	Oct. 13	vs. DAL	2-3 L(OT)	1-3-1-0	3
6	Oct. 15	vs. EDM	3-0 W	2-3-1-0	5
7	Oct. 17	vs. PHX	0-2 L	2-4-1-0	5
8	Oct. 20	vs. EDM	3-1 W	3-4-1-0	7
9	Oct. 22	at DAL	1-2 L	3-5-1-0	7
10	Oct. 23	at LAK	3-2 W	4-5-1-0	9
11	Oct. 26	at ANA	1-4 L	4-6-1-0	9
12	Oct. 27	at PHX	2-3 L	4-7-1-0	9
13	Oct. 29	at SJS	2-3 L(SO)	4-7-1-1	10
14	Nov. 1	vs. MIN	3-0 W	5-7-1-1	12
15	Nov. 3	vs. CBJ	2-1 W	6-7-1-1	14
16	Nov. 5	vs. VAN	1-0 W	7-7-1-1	16
17	Nov. 7	vs. VAN	4-3 W	8-7-1-1	18
18	Nov. 10	at PHX	4-3 W	9-7-1-1	20
19	Nov. 12	vs. COL	5-3 W	10-7-1-1	22
20	Nov. 14	vs. MIN	3-2 W	11-7-1-1	24
21	Nov. 16	vs. DET	3-1 W	12-7-1-1	26
22	Nov. 18	vs. CHI	2-5 L	12-8-1-1	26
23	Nov. 21	at COL	3-2 W(SO)	13-8-1-1	28
24	Nov. 23	vs. SJS	3-2 W	14-8-1-1	30
25	Nov. 25	vs. EDM	1-2 L(SO)	14-8-1-2	31
26	Nov. 29	at NSH	0-2 L	14-9-1-2	31
27	Dec. 1	at DET	3-2 W	15-9-1-2	33
28	Dec. 3	at PIT	3-2 W	16-9-1-2	35
29	Dec. 6	at PHI	0-1 L(SO)	16-9-1-3	36
30	Dec. 7	at NJD	4-1 W	17-9-1-3	38
31	Dec. 10	vs. OTT	2-1 W(OT)	18-9-1-3	40
32	Dec. 17	vs. BOS	3-0 W	19-9-1-3	42
33	Dec. 19	at EDM	4-5 L	19-10-1-3	42
34	Dec. 21	vs. LAK	2-5 L	19-11-1-3	42
35	Dec. 23	at VAN	6-5 W(SO)	20-11-1-3	44
36	Dec. 26	at VAN	2-1 W	21-11-1-3	46
37	Dec. 27	vs. NSH	3-4 L	21-12-1-3	46
38	Dec. 29	vs. MIN	4-2 W	22-12-1-3	48
39	Dec. 31	vs. EDM	6-5 W	23-12-1-3	50
40	Jan. 2	vs. CHI	3-2 W	24-12-1-3	52
41	Jan. 6	vs. TOR	1-0 W	25-12-1-3	54
42	Jan. 7	at VAN	3-4 L(OT)	25-12-2-3	55
43	Jan. 10	at NYR	2-4 L	25-13-2-3	55
44	Jan. 12	at NYI	2-3 L	25-14-2-3	55
45	Jan. 14	at MIN	4-1 W	26-14-2-3	57
46	Jan. 19	vs. MTL	3-2 W	27-14-2-3	59
47	Jan. 21	vs. BUF	4-1 W	28-14-2-3	61
48	Jan. 23	at EDM	3-1 W	29-14-2-3	63
49	Jan. 24	at COL	4-7 L	29-15-2-3	63
50	Jan. 26	at CHI	0-2 L	29-16-2-3	63
51	Jan. 29	at CHI	5-3 W	30-16-2-3	65
52	Jan. 30	at STL	2-3 L(SO)	30-16-2-4	66
53	Feb. 1	vs. CBJ	1-2 L(SO)	30-16-2-5	67
54	Feb. 3	vs. VAN	1-3 L	30-17-2-5	67
55	Feb. 6	at SJS	4-3 W	31-17-2-5	69
56	Feb. 8	vs. ANA	3-1 W	32-17-2-5	71
57	Feb. 10	vs. STL	3-2 W(OT)	33-17-2-5	73
58	Feb. 28	vs. VAN	1-2 L	33-18-2-5	73
59	Mar. 2	vs. STL	3-1 W	34-18-2-5	75
60	Mar. 4	vs. SJS	2-0 W	35-18-2-5	77
61	Mar. 7	vs. NSH	2-3 L	35-19-2-5	77
62	Mar. 9	vs. DAL	1-0 W	36-19-2-5	79
63	Mar. 12	at COL	0-3 L	36-20-2-5	79
64	Mar. 13	vs. COL	4-3 W	37-20-2-5	81
65	Mar. 16	at EDM	2-3 L(OT)	37-20-3-5	82
66	Mar. 18	at NSH	4-9 L	37-21-3-5	82
67	Mar. 19	at MIN	3-2 W	38-21-3-5	84
68	Mar. 21	at MIN	1-3 L	38-22-3-5	84
69	Mar. 23	at STL	7-2 W	39-22-3-5	86
70	Mar. 24	at CBJ	2-3 L	39-23-3-5	86
71	Mar. 26	at DAL	2-3 L	39-24-3-5	86
72	Mar. 29	vs. LAK	2-1 W	40-24-3-5	88
73	Mar. 31	vs. COL	3-2 W	41-24-3-5	90
74	Apr. 1	at EDM	4-1 W	42-24-3-5	92
75	Apr. 3	vs. DET	1-2 L(SO)	42-24-3-6	93
76	Apr. 5	vs. PHX	5-2 W	43-24-3-6	95
77	Apr. 7	vs. MIN	2-1 W	44-24-3-6	97
78	Apr. 8	at VAN	2-3 L(OT)	44-24-4-6	98
79	Apr. 11	vs. ANA	3-0 W	45-24-4-6	100
80	Apr. 13	vs. COL	2-0 W	46-24-4-6	102
81	Apr. 15	at LAK	1-2 L(SO)	46-24-4-7	103
82	Apr. 17	at ANA	3-4 L	46-25-4-7	103

2003-04

	DATE	OPP.	RESULT	RECORD	PTS
1	Oct. 9	at VAN	1-4 L	0-1-0-0	0
2	Oct. 11	vs. SJS	3-2 W	1-1-0-0	2
3	Oct. 14	vs. EDM	1-0 W	2-1-0-0	4
4	Oct. 18	vs. BUF	0-2 L	2-2-0-0	4
5	Oct. 21	at MIN	3-2 W	3-2-0-0	6
6	Oct. 24	vs. STL	1-2 L	3-3-0-0	6
7	Oct. 25	at EDM	4-2 W	4-3-0-0	8
8	Oct. 28	at COL	2-4 L	4-4-0-0	8
9	Oct. 29	at DAL	3-4 L(OT)	4-4-0-1	9
10	Nov. 1	vs. CBJ	3-0 W	5-4-0-1	11
11	Nov. 4	vs. DET	0-3 L	5-5-0-1	11
12	Nov. 7	vs. MIN	0-3 L	5-6-0-1	11
13	Nov. 9	at CBJ	3-4 L	5-7-0-1	11
14	Nov. 12	at CHI	6-2 W	6-7-0-1	13
15	Nov. 13	at NSH	1-4 L	6-8-0-1	13
16	Nov. 15	at EDM	1-2 L(OT)	6-8-0-2	14
17	Nov. 18	vs. TOR	3-2 W(OT)	7-8-0-2	16
18	Nov. 20	vs. MTL	2-1 W	8-8-0-2	18
19	Nov. 22	vs. CHI	2-1 W	9-8-0-2	20
20	Nov. 27	vs. COL	5-6 L(OT)	9-8-0-3	21
21	Nov. 29	vs. VAN	4-4 T	9-8-1-3	22
22	Dec. 2	vs. SJS	3-1 W	10-8-1-3	24
23	Dec. 4	at VAN	4-1 W	11-8-1-3	26
24	Dec. 5	vs. MIN	2-1 W	12-8-1-3	28
25	Dec. 7	vs. PIT	6-1 W	13-8-1-3	30
26	Dec. 9	at MIN	1-2 L	13-9-1-3	30
27	Dec. 11	vs. CAR	1-0 W	14-9-1-3	32
28	Dec. 13	vs. COL	1-1 T	14-9-2-3	33
29	Dec. 16	at PHI	3-2 W(OT)	15-9-2-3	35
30	Dec. 18	at BOS	5-0 W	16-9-2-3	37
31	Dec. 19	at CBJ	2-1 W	17-9-2-3	39
32	Dec. 23	vs. EDM	2-1 W	18-9-2-3	41
33	Dec. 26	vs. VAN	0-2 L	18-10-2-3	41
34	Dec. 28	at EDM	2-1 W	19-10-2-3	43
35	Dec. 29	vs. MIN	2-2 T	19-10-3-3	44
36	Dec. 31	vs. COL	1-2 L	19-11-3-3	44
37	Jan. 3	vs. VAN	1-3 L	19-12-3-3	44
38	Jan. 5	at NYR	5-0 W	20-12-3-3	46
39	Jan. 6	at NYI	3-2 W	21-12-3-3	48
40	Jan. 8	at CHI	1-3 L	21-13-3-3	48
41	Jan. 10	vs. FLA	4-2 W	22-13-3-3	50
42	Jan. 13	at TOR	1-4 L	22-14-3-3	50
43	Jan. 14	at WSH	3-3 T	22-14-4-3	51
44	Jan. 17	vs. DAL	2-3 L	22-15-4-3	51
45	Jan. 19	at ANA	5-1 W	23-15-4-3	53
46	Jan. 20	at LAK	1-4 L	23-16-4-3	53
47	Jan. 22	vs. NSH	4-0 W	24-16-4-3	55
48	Jan. 24	vs. TBL	2-6 L	24-17-4-3	55
49	Jan. 27	at PHX	2-1 W	25-17-4-3	57
50	Jan. 28	at SJS	1-4 L	25-18-4-3	57
51	Jan. 30	vs. CHI	3-5 L	25-19-4-3	57
52	Feb. 1	vs. ANA	6-4 W	26-19-4-3	59
53	Feb. 3	vs. LAK	4-4 T	26-19-5-3	60
54	Feb. 5	vs. STL	1-2 L	26-20-5-3	60
55	Feb. 10	vs. ATL	5-2 W	27-20-5-3	62
56	Feb. 11	at VAN	3-2 W	28-20-5-3	64
57	Feb. 13	vs. ANA	2-1 W	29-20-5-3	66
58	Feb. 15	at MIN	2-1 W	30-20-5-3	68
59	Feb. 19	at MTL	1-4 L	30-21-5-3	68
60	Feb. 21	at OTT	1-2 L	30-22-5-3	68
61	Feb. 22	at NJD	1-3 L	30-23-5-3	68
62	Feb. 24	at COL	2-0 W	31-23-5-3	70
63	Feb. 26	vs. DET	1-2 L	31-24-5-3	70
64	Feb. 29	vs. PHX	4-2 W	32-24-5-3	72
65	Mar. 2	at STL	4-2 W	33-24-5-3	74
66	Mar. 3	at DET	1-2 L	33-25-5-3	74
67	Mar. 5	at DAL	1-5 L	33-26-5-3	74
68	Mar. 7	at COL	7-1 W	34-26-5-3	76
69	Mar. 9	vs. EDM	1-1 T	34-26-6-3	77
70	Mar. 11	vs. OTT	4-2 W	35-26-6-3	79
71	Mar. 13	at NSH	4-4 T	35-26-7-3	80
72	Mar. 14	at STL	3-0 W	36-26-7-3	82
73	Mar. 16	at DET	4-1 W	37-26-7-3	84
74	Mar. 18	vs. CBJ	2-0 W	38-26-7-3	86
75	Mar. 20	vs. NSH	1-3 L	38-27-7-3	86
76	Mar. 22	vs. DAL	0-4 L	38-28-7-3	86
77	Mar. 24	at PHX	4-0 W	39-28-7-3	88
78	Mar. 25	at SJS	2-3 L	39-29-7-3	88
79	Mar. 27	vs. LAK	3-2 W(OT)	40-29-7-3	90
80	Mar. 31	vs. PHX	1-0 W	41-29-7-3	92
81	Apr. 2	at LAK	3-2 W	42-29-7-3	94
82	Apr. 4	at ANA	1-2 L	42-30-7-3	94

2002-03

	DATE	OPP.	RESULT	RECORD	PTS
1	Oct. 10	vs. VAN	0-3 L	0-1-0-0	0
2	Oct. 12	vs. PHI	4-5 L	0-2-0-0	0
3	Oct. 14	at VAN	3-2 W	1-2-0-0	2
4	Oct. 17	vs. BOS	3-3 T	1-2-1-0	3
5	Oct. 19	at CHI	5-2 W	2-2-1-0	5
6	Oct. 21	at DET	0-4 L	2-3-1-0	5
7	Oct. 22	at MIN	3-4 L(OT)	2-3-1-1	6
8	Oct. 24	vs. DAL	3-3 T	2-3-2-1	7
9	Oct. 26	vs. STL	3-4 L(OT)	2-3-2-2	8
10	Oct. 31	vs. BUF	3-0 W	3-3-2-2	10
11	Nov. 2	vs. COL	4-4 T	3-3-3-2	11
12	Nov. 4	at NYI	4-2 W	4-3-3-2	13
13	Nov. 5	at NJD	3-2 W	5-3-3-2	15
14	Nov. 7	at NYR	0-1 L(OT)	5-3-3-3	16
15	Nov. 8	at FLA	0-3 L	5-4-3-3	16
16	Nov. 11	at ATL	1-2 L	5-5-3-3	16
17	Nov. 14	vs. NYR	1-2 L	5-6-3-3	16
18	Nov. 16	vs. STL	0-1 L	5-7-3-3	16
19	Nov. 19	vs. DET	0-5 L	5-8-3-3	16
20	Nov. 21	vs. EDM	1-3 L	5-9-3-3	16
21	Nov. 23	vs. CHI	3-1 W	6-9-3-3	18
22	Nov. 26	at BOS	2-7 L	6-10-3-3	18
23	Nov. 27	at WSH	2-4 L	6-11-3-3	18
24	Nov. 29	at STL	2-7 L	6-12-3-3	18
25	Dec. 1	at DET	2-4 L	6-13-3-3	18
26	Dec. 03	at COL	2-1 W	7-13-3-3	20
27	Dec. 05	vs. MIN	1-1 T	7-13-4-3	21
28	Dec. 09	at VAN	2-1 W	8-13-4-3	23
29	Dec. 12	vs. CAR	3-4 L	8-14-4-3	23
30	Dec. 14	vs. COL	1-3 L	8-15-4-3	23
31	Dec. 15	at VAN	3-3 T	8-15-5-3	24
32	Dec. 17	at NSH	3-0 W	9-15-5-3	26
33	Dec. 19	at CBJ	0-3 L	9-16-5-3	26
34	Dec. 21	at PIT	0-2 L	9-17-5-3	26
35	Dec. 23	at MIN	3-2 W	10-17-5-3	28
36	Dec. 27	vs. TOR	3-4 L	10-18-5-3	28
37	Dec. 29	vs. ANA	4-2 W	11-18-5-3	30
38	Dec. 31	vs. MTL	1-1 T	11-18-6-3	31
39	Jan. 02	vs. TBL	4-1 W	12-18-6-3	33
40	Jan. 04	vs. MIN	3-2 W	13-18-6-3	35
41	Jan. 07	at COL	4-2 W	14-18-6-3	37
42	Jan. 09	vs. OTT	0-1 L	14-19-6-3	37
43	Jan. 11	vs. CBJ	2-7 L	14-20-6-3	37
44	Jan. 13	at MTL	2-4 L	14-21-6-3	37
45	Jan. 14	at TOR	2-3 L	14-22-6-3	37
46	Jan. 16	vs. NSH	2-2 T	15-22-6-3	38
47	Jan. 18	vs. LAK	2-1 W(OT)	15-22-7-3	40
48	Jan. 20	vs. EDM	4-3 W	16-22-7-3	42
49	Jan. 23	vs. PHX	1-7 L	16-23-7-3	42
50	Jan. 25	vs. DET	4-1 W	17-23-7-3	44
51	Jan. 28	at PHX	3-4 L	17-24-7-3	44
52	Jan. 29	at DAL	1-4 L	17-25-7-3	44
53	Feb. 04	vs. ANA	2-3 L	17-26-7-3	44
54	Feb. 06	vs. CHI	2-2 T	17-26-8-3	45
55	Feb. 07	at EDM	4-3 W	18-26-8-3	47
56	Feb. 09	at COL	2-4 L	18-27-8-3	47
57	Feb. 12	at ANA	3-4 L(OT)	18-27-8-4	48
58	Feb. 13	at LAK	2-4 L	18-28-8-4	48
59	Feb. 15	vs. VAN	2-2 T	18-28-9-4	49
60	Feb. 17	at STL	3-5 L	18-29-9-4	49
61	Feb. 19	at DAL	1-1 T	18-29-10-4	50
62	Feb. 20	at NSH	1-4 L	18-30-10-4	50
63	Feb. 23	at PHX	4-2 W	19-30-10-4	52
64	Feb. 24	at SJS	2-5 L	19-31-10-4	52
65	Mar. 1	vs. SJS	4-3 W	20-31-10-4	54
66	Mar. 05	vs. NJD	5-4 W(OT)	21-31-10-4	56
67	Mar. 07	at CHI	2-0 W	22-31-10-4	58
68	Mar. 08	at CBJ	3-2 W(OT)	23-31-10-4	60
69	Mar. 11	vs. EDM	2-5 L	23-32-10-4	60
70	Mar. 13	vs. TOR	4-3 W(OT)	24-32-10-4	62
71	Mar. 15	at SJS	2-3 L	24-33-10-4	62
72	Mar. 16	at ANA	2-2 T	24-33-11-4	63
73	Mar. 18	at LAK	4-1 W	25-33-11-4	65
74	Mar. 20	vs. WSH	1-4 L	25-34-11-4	65
75	Mar. 22	vs. NSH	1-1 T	25-34-12-4	66
76	Mar. 24	vs. PHX	2-0 W	26-34-12-4	68
77	Mar. 27	vs. DAL	2-1 W(OT)	27-34-12-4	70
78	Mar. 29	vs. CBJ	4-6 L	27-35-12-4	70
79	Mar. 31	at MIN	0-3 L	27-36-12-4	70
80	Apr. 02	vs. SJS	2-2 T	27-36-13-4	71
81	Apr. 04	vs. LAK	2-1 W(OT)	28-36-13-4	73
82	Apr. 05	at EDM	4-1 W	29-36-13-4	75

2001-02

	DATE	OPP.	RESULT	RECORD	PTS
1	Oct. 3	vs. EDM	1-0 W	1-0-0-0	2
2	Oct. 6	vs. CHI	4-0 W	2-0-0-0	4
3	Oct. 8	vs. PHX	1-2 L(OT)	2-0-0-1	5
4	Oct. 10	at DET	4-2 W	3-0-0-1	7
5	Oct. 11	at NSH	0-1 L	3-1-0-1	7
6	Oct. 13	at DAL	4-3 W(OT)	4-1-0-1	9
7	Oct. 18	vs. FLA	3-1 W	5-1-0-1	11
8	Oct. 20	vs. TOR	4-1 W	6-1-0-1	13
9	Oct. 22	at STL	3-2 W	7-1-0-1	15
10	Oct. 23	at CHI	3-6 L	7-2-0-1	15
11	Oct. 25	vs. NSH	4-5 L(OT)	7-2-0-2	16
12	Oct. 27	vs. MIN	4-2 W	8-2-0-2	18
13	Nov. 1	vs. CBJ	2-1 W	9-2-0-2	20
14	Nov. 3	vs. MTL	6-2 W	10-2-0-2	22
15	Nov. 7	at ANA	3-3 T	10-2-1-2	23
16	Nov. 8	at LAK	3-2 W	11-2-1-2	25
17	Nov. 10	vs. COL	2-0 W	12-2-1-2	27
18	Nov. 15	vs. CHI	2-2 T	12-2-2-2	28
19	Nov. 17	vs. STL	2-0 W	13-2-2-2	30
20	Nov. 20	vs. LAK	5-5 T	13-2-3-2	31
21	Nov. 22	at OTT	4-4 T	13-2-4-2	32
22	Nov. 23	at BUF	2-5 L	13-3-4-2	32
23	Nov. 25	at CBJ	3-4 L	13-4-4-2	32
24	Nov. 27	at DET	2-4 L	13-5-4-2	32
25	Nov. 29	vs. DAL	0-3 L	13-6-4-2	32
26	Dec. 01	vs. COL	2-2 T	13-6-5-2	33
27	Dec. 03	at LAK	2-0 W	14-6-5-2	35
28	Dec. 04	at SJS	2-2 T	14-6-6-2	36
29	Dec. 06	vs. SJS	1-3 L	14-7-6-2	36
30	Dec. 08	vs. ANA	0-4 L	14-8-6-2	36
31	Dec. 10	vs. DET	2-0 W	15-8-6-2	38
32	Dec. 12	vs. TBL	1-3 L	15-9-6-2	38
33	Dec. 14	at DAL	4-3 W	16-9-6-2	40
34	Dec. 15	at STL	0-4 L	16-10-6-2	40
35	Dec. 19	at PHX	3-6 L	16-11-6-2	40
36	Dec. 21	at COL	2-2 T	16-11-7-2	41
37	Dec. 26	at EDM	2-3 L	16-12-7-2	41
38	Dec. 27	at VAN	2-4 L	16-13-7-2	41
39	Dec. 29	vs. MIN	4-3 W	17-13-7-2	43
40	Dec. 31	vs. EDM	2-2 T	17-13-8-2	44
41	Jan. 03	vs. BUF	3-1 W	18-13-8-2	46
42	Jan. 05	vs. MTL	2-4 L	18-14-8-2	46
43	Jan. 08	at NYI	5-2 W	19-14-8-2	48
44	Jan. 09	at NJD	1-5 L	19-15-8-2	48
45	Jan. 11	at ATL	0-1 L	19-16-8-2	48
46	Jan. 15	vs. NYI	1-3 L	19-17-8-2	48
47	Jan. 17	vs. PIT	4-6 L	19-18-8-2	48
48	Jan. 19	vs. ANA	2-1 W	20-18-8-2	50
49	Jan. 22	vs. TOR	1-6 L	20-19-8-2	50
50	Jan. 24	vs. COL	0-2 L	20-20-8-2	50
51	Jan. 26	vs. VAN	0-2 L	20-21-8-2	50
52	Jan. 28	at MIN	3-2 W(OT)	21-21-8-2	52
53	Jan. 30	vs. DET	4-3 W	22-21-8-2	54
54	Feb. 06	at SJS	0-2 L	22-22-8-2	54
55	Feb. 08	vs. VAN	1-4 L	22-23-8-2	54
56	Feb. 09	at VAN	4-3 W	23-23-8-2	56
57	Feb. 12	at PHX	3-4 L(OT)	23-23-8-3	57
58	Feb. 13	at ANA	2-3 L	23-24-8-3	57
59	Feb. 26	at COL	2-2 T	23-24-9-3	58
60	Feb. 28	vs. STL	3-2 W	24-24-9-3	60
61	Mar. 02	vs. NSH	5-2 W	25-24-9-3	62
62	Mar. 04	at NYR	5-3 W	26-24-9-3	64
63	Mar. 06	at WSH	2-3 L	26-25-9-3	64
64	Mar. 07	at PHI	4-2 W	27-25-9-3	66
65	Mar. 09	at BOS	2-3 L	27-26-9-3	66
66	Mar. 11	at CAR	3-3 T	27-26-10-3	67
67	Mar. 13	at FLA	3-3 T	27-26-11-3	68
68	Mar. 14	at TBL	2-3 L	27-27-11-3	68
69	Mar. 16	at CBJ	1-3 L	27-28-11-3	68
70	Mar. 18	at MIN	2-4 L	27-29-11-3	68
71	Mar. 21	vs. SJS	1-4 L	27-30-11-3	68
72	Mar. 23	at EDM	1-3 L	27-31-11-3	68
73	Mar. 25	vs. CBJ	6-1 W	28-31-11-3	70
74	Mar. 28	vs. DAL	2-2 T	28-31-12-3	71
75	Mar. 30	vs. LAK	5-3 W	29-31-12-3	73
76	Apr. 02	vs. ATL	4-2 W	30-31-12-3	75
77	Apr. 04	vs. MIN	4-3 W	31-31-12-3	77
78	Apr. 06	at NSH	1-3 L	31-32-12-3	77
79	Apr. 07	at CHI	2-3 L	31-33-12-3	77
80	Apr. 09	vs. PHX	2-4 L	31-34-12-3	77
81	Apr. 12	at EDM	2-0 W	32-34-12-3	79
82	Apr. 13	vs. VAN	1-4 L	32-35-12-3	79

2000-01

	DATE	OPP.	RESULT	RECORD	PTS
1	Oct. 5	vs. DET	3-4 L	0-1-0-0	0
2	Oct. 10	vs. COL	1-3 L	0-2-0-0	0
3	Oct. 12	vs. CBJ	2-3 L	0-3-0-0	0
4	Oct. 14	at NYI	2-0 W	1-3-0-0	2
5	Oct. 15	at DET	4-2 W	2-3-0-0	4
6	Oct. 18	at VAN	1-4 L	2-4-0-0	4
7	Oct. 20	vs. BOS	3-2 W	3-4-0-0	6
8	Oct. 21	vs. TOR	1-2 L	3-5-0-0	6
9	Oct. 24	vs. PHX	2-2 T	3-5-1-0	7
10	Oct. 26	at STL	3-4 L	3-6-1-0	7
11	Oct. 27	at MIN	1-3 L	3-7-1-0	7
12	Oct. 29	vs. ANA	3-6 L	3-8-1-0	7
13	Nov. 1	at EDM	2-3 L	3-9-1-0	7
14	Nov. 4	vs. PIT	1-1 T	3-9-2-0	8
15	Nov. 5	vs. MIN	2-3 L(OT)	3-9-2-1	9
16	Nov. 8	at MIN	1-0 W	4-9-2-1	11
17	Nov. 10	at FLA	3-3 T	4-9-3-1	12
18	Nov. 11	at TBL	4-3 W	5-9-3-1	14
19	Nov. 13	at BUF	2-3 L(OT)	5-9-3-2	15
20	Nov. 16	vs. CHI	2-5 L	5-10-3-2	15
21	Nov. 18	vs. NYR	4-5 L(OT)	5-10-3-3	16
22	Nov. 19	at EDM	0-2 L	5-11-3-3	16
23	Nov. 22	at MIN	1-1 T	5-11-4-3	17
24	Nov. 24	vs. ANA	2-2 T	5-11-5-3	18
25	Nov. 25	at COL	2-3 L(OT)	5-11-5-4	19
26	Nov. 28	at NSH	1-6 L	5-12-5-4	19
27	Nov. 29	at DAL	4-3 W	6-12-5-4	21
28	Dec. 2	vs. MTL	1-1 T	6-12-6-4	22
29	Dec. 4	vs. SJS	0-8 L	6-13-6-4	22
30	Dec. 7	vs. NSH	3-0 W	7-13-6-4	24
31	Dec. 9	vs. CAR	7-2 W	8-13-6-4	26
32	Dec. 13	at MTL	3-1 W	9-13-6-4	28
33	Dec. 14	at OTT	2-4 L	9-14-6-4	28
34	Dec. 16	at TOR	6-5 W(OT)	10-14-6-4	30
35	Dec. 19	at COL	3-0 W	11-14-6-4	32
36	Dec. 20	at PHX	2-4 L	11-15-6-4	32
37	Dec. 22	vs. EDM	1-1 T	11-15-7-4	33
38	Dec. 29	vs. VAN	5-0 W	12-15-7-4	35
39	Dec. 31	vs. MTL	5-4 W(OT)	13-15-7-4	37
40	Jan. 3	at SJS	1-0 W	14-15-7-4	39
41	Jan. 5	at ANA	4-4 T	14-15-8-4	40
42	Jan. 6	at LAK	0-5 L	14-16-8-4	40
43	Jan. 11	vs. NSH	2-1 W	15-16-8-4	42
44	Jan. 13	vs. OTT	2-5 L	15-17-8-4	42
45	Jan. 14	at VAN	1-5 L	15-18-8-4	42
46	Jan. 17	at SJS	4-4 T	15-18-9-4	43
47	Jan. 21	vs. DET	4-2 W	16-18-9-4	45
48	Jan. 23	vs. PHX	2-4 L	16-19-9-4	45
49	Jan. 25	at LAK	3-0 W	17-19-9-4	47
50	Jan. 27	vs. VAN	3-5 L	17-20-9-4	47
51	Jan. 30	vs. EDM	3-5 L	17-21-9-4	47
52	Feb. 1	vs. CHI	5-3 W	18-21-9-4	49
53	Feb. 6	vs. SJS	1-1 T	18-21-10-4	50
54	Feb. 9	at COL	5-3 W	19-21-10-4	52
55	Feb. 10	at VAN	4-1 W	20-21-10-4	54
56	Feb. 13	vs. WSH	4-4 T	20-21-11-4	55
57	Feb. 15	at STL	1-4 L	20-22-11-4	55
58	Feb. 18	at PHX	4-1 W	21-22-11-4	57
59	Feb. 19	at ANA	2-6 L	21-23-11-4	57
60	Feb. 22	vs. LAK	0-2 L	21-24-11-4	57
61	Feb. 24	vs. EDM	1-3 L	21-25-11-4	57
62	Feb. 26	vs. DAL	3-2 W	22-25-11-4	59
63	Mar. 1	vs. MIN	1-1 T	22-25-12-4	60
64	Mar. 3	vs. STL	3-2 W(OT)	23-25-12-4	62
65	Mar. 6	vs. TOR	1-3 L	23-26-12-4	62
66	Mar. 8	at PHI	2-5 L	23-27-12-4	62
67	Mar. 10	at PIT	3-6 L	23-28-12-4	62
68	Mar. 11	at ATL	3-3 T	23-28-13-4	63
69	Mar. 14	at CBJ	0-3 L	23-29-13-4	63
70	Mar. 15	at DET	2-5 L	23-30-13-4	63
71	Mar. 17	vs. STL	2-2 T	23-30-14-4	64
72	Mar. 19	vs. NJD	2-4 L	23-31-14-4	64
73	Mar. 22	vs. PHI	3-1 W	24-31-14-4	66
74	Mar. 24	at CBJ	4-6 L	24-32-14-4	66
75	Mar. 25	at CHI	3-1 W	25-32-14-4	68
76	Mar. 27	vs. CBJ	3-0 W	26-32-14-4	70
77	Mar. 29	vs. COL	0-1 L	26-33-14-4	70
78	Mar. 31	vs. DAL	0-2 L	26-34-14-4	70
79	Apr. 2	at DAL	4-4 T	26-34-15-4	71
80	Apr. 4	at CHI	5-2 W	27-34-15-4	73
81	Apr. 5	at NSH	0-4 L	27-35-15-4	73
82	Apr. 7	vs. LAK	2-3 L	27-36-15-4	73

1999-00

	DATE	OPP.	RESULT	RECORD	PTS
1	Oct. 2	at SJS	3-5 L	0-1-0-0	0
2	Oct. 6	vs. STL	1-4 L	0-2-0-0	0
3	Oct. 8	vs. MTL	1-4 L	0-3-0-0	0
4	Oct. 11	vs. CAR	3-3 T	0-3-1-0	1
5	Oct. 13	at VAN	4-3 W(OT)	1-3-1-0	3
6	Oct. 15	vs. LAK	1-4 L	1-4-1-0	3
7	Oct. 16	vs. VAN	4-4 T	1-4-2-0	4
8	Oct. 19	at STL	1-7 L	1-5-2-0	4
9	Oct. 22	at FLA	3-2 W(OT)	2-5-2-0	6
10	Oct. 23	at TBL	1-2 L	2-6-2-0	6
11	Oct. 26	at ATL	1-2 L	2-7-2-0	6
12	Oct. 28	at OTT	4-3 W(OT)	3-7-2-0	8
13	Oct. 30	at TOR	1-2 L	3-8-2-0	8
14	Nov. 3	vs. NSH	5-4 W(OT)	4-8-2-0	10
15	Nov. 6	vs. FLA	3-6 L	4-9-2-0	10
16	Nov. 10	vs. SJS	4-3 W(OT)	5-9-2-0	12
17	Nov. 13	vs. COL	2-5 L	5-10-2-0	12
18	Nov. 16	at PHX	1-2 L	5-11-2-0	12
19	Nov. 17	at ANA	1-2 L	5-12-2-0	12
20	Nov. 19	vs. DET	3-1 W	6-12-2-0	14
21	Nov. 23	vs. NYI	3-2 W	7-12-2-0	16
22	Nov. 25	vs. CHI	2-1 W(OT)	8-12-2-0	18
23	Nov. 27	at COL	1-7 L	8-13-2-0	18
24	Nov. 30	at CAR	3-4 L	8-14-2-0	18
25	Dec. 2	at NYI	5-0 W	9-14-2-0	20
26	Dec. 4	at NJD	4-2 W	10-14-2-0	22
27	Dec. 6	at NYR	2-3 L(OT)	10-14-2-1	23
28	Dec. 7	at MTL	3-3 T	10-14-3-1	24
29	Dec. 10	vs. VAN	3-2 W	11-14-3-1	26
30	Dec. 12	at CHI	2-1 W	12-14-3-1	28
31	Dec. 14	at STL	1-1 T	12-14-4-1	29
32	Dec. 15	at DAL	1-5 L	12-15-4-1	29
33	Dec. 18	vs. OTT	2-1 W	13-15-4-1	31
34	Dec. 21	vs. DAL	0-0 T	13-15-5-1	32
35	Dec. 23	vs. EDM	2-1 W	14-15-5-1	34
36	Dec. 26	at VAN	2-0 W	15-15-5-1	36
37	Dec. 27	vs. PHI	1-5 L	15-16-5-1	36
38	Dec. 29	vs. ANA	3-1 W	16-16-5-1	38
39	Jan. 2	vs. VAN	4-2 W	17-16-5-1	40
40	Jan. 5	at COL	0-4 L	17-17-5-1	40
41	Jan. 6	at CHI	2-5 L	17-18-5-1	40
42	Jan. 8	vs. TBL	3-2 W	18-18-5-1	42
43	Jan. 12	vs. DAL	2-1 W	19-18-5-1	44
44	Jan. 15	vs. TOR	4-0 W	20-18-5-1	46
45	Jan. 18	vs. DET	6-1 W	21-18-5-1	48
46	Jan. 19	at EDM	0-7 L	21-19-5-1	48
47	Jan. 21	vs. NSH	5-4 W	22-19-5-1	50
48	Jan. 24	at BOS	4-3 W	23-19-5-1	52
49	Jan. 26	at WSH	1-2 L	23-20-5-1	52
50	Jan. 28	at DET	1-4 L	23-21-5-1	52
51	Jan. 29	at NSH	1-3 L	23-22-5-1	52
52	Feb. 1	vs. STL	4-5 L(OT)	23-22-5-2	53
53	Feb. 3	vs. CHI	5-5 T	23-22-6-2	54
54	Feb. 9	at VAN	3-4 L(OT)	23-22-6-3	55
55	Feb. 10	at COL	2-3 L	23-23-6-3	55
56	Feb. 12	at PHX	3-4 L	23-24-6-3	55
57	Feb. 14	at LAK	3-4 L(OT)	23-24-6-4	56
58	Feb. 16	at ANA	5-6 L(OT)	23-24-6-5	57
59	Feb. 18	vs. EDM	4-2 W	24-24-6-5	59
60	Feb. 19	at EDM	3-2 W(OT)	25-24-6-5	61
61	Feb. 23	vs. LAK	2-7 L	25-25-6-5	61
62	Feb. 25	vs. PHX	3-3 T	25-25-7-5	62
63	Feb. 26	vs. ATL	5-2 W	26-25-7-5	64
64	Mar. 1	vs. PIT	8-2 W	27-25-7-5	66
65	Mar. 3	vs. ANA	4-1 W	28-25-7-5	68
66	Mar. 5	vs. NJD	2-2 T	28-25-8-5	69
67	Mar. 7	vs. COL	3-8 L	28-26-8-5	69
68	Mar. 9	vs. TOR	2-6 L	28-27-8-5	69
69	Mar. 11	at LAK	1-3 L	28-28-8-5	69
70	Mar. 13	at SJS	3-5 L	28-29-8-5	69
71	Mar. 15	vs. OTT	1-3 L	28-30-8-5	69
72	Mar. 18	vs. BUF	1-5 L	28-31-8-5	69
73	Mar. 19	at EDM	3-2 W	29-31-8-5	71
74	Mar. 22	at DET	2-2 T	29-31-9-5	72
75	Mar. 23	at BUF	2-4 L	29-32-9-5	72
76	Mar. 25	at NSH	2-1 W	30-32-9-5	74
77	Mar. 31	vs. PHX	1-3 L	30-33-9-5	74
78	Apr. 1	vs. SJS	3-0 W	31-33-9-5	76
79	Apr. 3	at DAL	2-2 T	31-33-10-5	77
80	Apr. 5	at STL	5-6 L	31-34-10-5	77
81	Apr. 7	vs. COL	1-3 L	31-35-10-5	77
82	Apr. 8	vs. EDM	3-6 L	31-36-10-5	77

1998-99

	DATE	OPP.	RESULT	RECORD	PTS
1	Oct. 9	vs. SJS	3-3 T	0-0-1	1
2	Oct. 10	at SJS	5-3 W	1-0-1	3
3	Oct. 16	vs. TOR	3-7 L	1-1-1	3
4	Oct. 18	at DET	0-2 L	1-2-1	3
5	Oct. 20	at DAL	1-3 L	1-3-1	3
6	Oct. 23	at NSH	4-3 W	2-3-1	5
7	Oct. 24	at STL	3-4 L	2-4-1	5
8	Oct. 28	vs. PIT	2-5 L	2-5-1	5
9	Oct. 30	vs. WSH	0-0 T	2-5-2	6
10	Nov. 1	at CHI	4-1 W	3-5-2	8
11	Nov. 3	at DET	5-2 W	4-5-2	10
12	Nov. 6	vs. NSH	1-2 L	4-6-2	10
13	Nov. 8	vs. COL	3-1 W	5-6-2	12
14	Nov. 10	vs. LAK	5-4 W(OT)	6-6-2	14
15	Nov. 12	vs. VAN	3-4 L	6-7-2	14
16	Nov. 14	vs. ANA	0-1 L	6-8-2	14
17	Nov. 16	vs. DET	5-3 W	7-8-2	16
18	Nov. 19	at MTL	3-4 L	7-9-2	16
19	Nov. 21	at OTT	1-4 L	7-10-2	16
20	Nov. 23	at TOR	2-3 L	7-11-2	16
21	Nov. 25	at NSH	3-4 L	7-12-2	16
22	Nov. 27	vs. EDM	2-3 L	7-13-2	16
23	Nov. 28	vs. CHI	5-4 W	8-13-2	18
24	Dec. 3	vs. TBL	4-1 W	9-13-2	20
25	Dec. 5	vs. PHX	2-3 L	9-14-2	20
26	Dec. 7	vs. DAL	2-3 L	9-15-2	20
27	Dec. 11	at TBL	2-1 W	10-15-2	22
28	Dec. 12	at FLA	4-2 W	11-15-2	24
29	Dec. 14	at NYR	2-5 L	11-16-2	24
30	Dec. 17	at PHI	3-3 T	11-16-3	25
31	Dec. 18	at NJD	5-2 W	12-16-3	27
32	Dec. 22	vs. VAN	3-5 L	12-17-3	27
33	Dec. 23	at VAN	2-5 L	12-18-3	27
34	Dec. 27	vs. COL	1-2 L	12-19-3	27
35	Dec. 29	vs. PHI	3-4 L(OT)	12-20-3	27
36	Dec. 31	vs. MTL	1-2 L	12-21-3	27
37	Jan. 2	at BUF	1-7 L	12-22-3	27
38	Jan. 4	at BOS	1-5 L	12-23-3	27
39	Jan. 5	at PIT	1-5 L	12-24-3	27
40	Jan. 8	vs. DAL	1-0 W	13-24-3	29
41	Jan. 10	vs. FLA	1-2 L	13-25-3	29
42	Jan. 13	at ANA	2-1 W	14-25-3	31
43	Jan. 14	at LAK	0-3 L	14-26-3	31
44	Jan. 16	at SJS	3-3 T	14-26-4	32
45	Jan. 19	vs. DET	3-1 W	15-26-4	34
46	Jan. 21	at COL	2-4 L	15-27-4	34
47	Jan. 28	vs. CHI	6-6 T	15-27-5	35
48	Jan. 30	vs. STL	4-3 W(OT)	16-27-5	37
49	Feb. 1	at DAL	2-2 T	16-27-6	38
50	Feb. 2	at PHX	2-2 T	16-27-7	39
51	Feb. 4	vs. NSH	2-2 T	16-27-8	40
52	Feb. 6	vs. OTT	1-2 L	16-28-8	40
53	Feb. 8	vs. EDM	2-1 W	17-28-8	42
54	Feb. 9	at COL	2-1 W	18-28-8	44
55	Feb. 12	vs. BOS	4-3 W	19-28-8	46
56	Feb. 19	vs. ANA	6-3 W	20-28-8	48
57	Feb. 20	vs. LAK	2-2 T	20-28-9	49
58	Feb. 22	vs. NYR	6-2 W	21-28-9	51
59	Feb. 24	vs. BUF	2-2 T	21-28-10	52
60	Feb. 26	vs. STL	2-4 L	21-29-10	52
61	Mar. 1	vs. SJS	1-2 L	21-30-10	52
62	Mar. 5	at VAN	5-1 W	22-30-10	54
63	Mar. 6	at LAK	4-1 W	23-30-10	56
64	Mar. 9	at STL	7-4 W	24-30-10	58
65	Mar. 12	at CAR	1-2 L	24-31-10	58
66	Mar. 13	at WSH	5-4 W(OT)	25-31-10	60
67	Mar. 16	at NSH	4-2 W	26-31-10	62
68	Mar. 17	at CHI	1-3 L	26-32-10	62
69	Mar. 21	vs. NYI	2-1 W	27-32-10	64
70	Mar. 22	at EDM	2-2 T	27-32-11	65
71	Mar. 25	vs. MTL	2-1 W	28-32-11	67
72	Mar. 27	at PHX	1-2 L	28-33-11	67
73	Mar. 28	at ANA	1-5 L	28-34-11	67
74	Mar. 30	at COL	3-3 T	28-34-12	68
75	Apr. 1	vs. PHX	1-4 L	28-35-12	68
76	Apr. 3	vs. TOR	1-5 L	28-36-12	68
77	Apr. 7	at EDM	2-4 L	28-37-12	68
78	Apr. 9	vs. EDM	1-4 L	28-38-12	68
79	Apr. 12	vs. VAN	0-2 L	28-39-12	68
80	Apr. 12	at VAN	5-4 W	29-39-12	70
81	Apr. 15	vs. COL	5-1 W	30-39-12	72
82	Apr. 17	at EDM	2-3 L	30-40-12	72

1997-98

	DATE	OPP.	RESULT	RECORD	PTS
1	Oct. 1	vs. DET	1-3 L	0-1-0	0
2	Oct. 3	vs. COL	1-4 L	0-2-0	0
3	Oct. 7	vs. TOR	1-2 L	0-3-0	0
4	Oct. 9	vs. NYR	1-1 T	0-3-1	1
5	Oct. 12	at DET	4-4 T	0-3-2	2
6	Oct. 14	at DAL	4-5 L(OT)	0-4-2	2
7	Oct. 17	vs. COL	6-5 W(OT)	1-4-2	4
8	Oct. 18	vs. BOS	0-3 L	1-5-2	4
9	Oct. 22	at BUF	1-4 L	1-6-2	4
10	Oct. 23	at PHI	3-4 L	1-7-2	4
11	Oct. 25	at TOR	3-4 L	1-8-2	4
12	Oct. 28	vs. PIT	6-3 W	2-8-2	6
13	Oct. 30	vs. PHX	4-2 W	3-8-2	8
14	Nov. 1	at COL	3-3 T	3-8-3	9
15	Nov. 2	at PHX	1-3 L	3-9-3	9
16	Nov. 5	vs. TOR	3-4 L	3-10-3	9
17	Nov. 7	vs. ANA	3-4 L(OT)	3-11-3	9
18	Nov. 9	at DET	3-6 L	3-12-3	9
19	Nov. 10	at CHI	1-1 T	3-12-4	10
20	Nov. 13	vs. CAR	2-4 L	3-13-4	10
21	Nov. 15	at EDM	2-2 T	3-13-5	11
22	Nov. 18	at NJD	1-2 L	3-14-5	11
23	Nov. 20	at FLA	2-1 W	4-14-5	13
24	Nov. 22	at TBL	3-4 L	4-15-5	13
25	Nov. 23	at CAR	3-3 T	4-15-6	14
26	Nov. 27	vs. CHI	2-2 T	4-15-7	15
27	Nov. 29	vs. ANA	3-2 W(OT)	5-15-7	17
28	Dec. 1	vs. SJS	3-2 W(OT)	6-15-7	19
29	Dec. 3	vs. DET	3-4 L	6-16-7	19
30	Dec. 5	at DAL	1-4 L	6-17-7	19
31	Dec. 6	at STL	3-4 L(OT)	6-18-7	19
32	Dec. 9	at NYI	3-1 W	7-18-7	21
33	Dec. 10	at NYR	4-1 W	8-18-7	23
34	Dec. 12	vs. COL	3-1 W	9-18-7	25
35	Dec. 16	vs. CHI	4-3 W(OT)	10-18-7	27
36	Dec. 18	vs. DAL	1-2 L	10-19-7	27
37	Dec. 20	vs. LAK	1-4L	10-20-7	27
38	Dec. 22	at ANA	1-5 L	10-21-7	27
39	Dec. 23	at PHX	2-2 T	10-21-8	28
40	Dec. 27	vs. PHI	5-2 W	11-21-8	30
41	Dec. 29	vs. PHX	3-5 L	11-22-8	30
42	Dec. 31	vs. MTL	2-3 L	11-23-8	30
43	Jan. 3	at STL	3-4 L	11-24-8	30
44	Jan. 5	at CHI	1-1 T	11-24-9	31
45	Jan. 6	at COL	3-1 W	12-24-9	33
46	Jan. 9	vs. FLA	3-3 T	12-24-10	34
47	Jan. 10	vs. STL	1-5 L	12-25-10	34
48	Jan. 14	at EDM	2-5 L	12-26-10	34
49	Jan. 20	at LAK	3-4 L	12-27-10	34
50	Jan. 21	at SJS	1-7 L	12-28-10	34
51	Jan. 24	vs. VAN	5-2 W	13-28-10	36
52	Jan. 28	at ANA	5-2 W	14-28-10	38
53	Jan. 29	at LAK	3-5 L	14-29-10	38
54	Jan. 31	vs. NJD	2-2 T	14-29-11	39
55	Feb. 3	vs. LAK	3-6 L	14-30-11	39
56	Feb. 5	vs. SJS	4-2 W	15-30-11	41
57	Feb. 7	vs. EDM	4-2 W	16-30-11	43
58	Feb. 27	vs. VAN	4-4 T	16-30-12	44
59	Mar. 1	vs. OTT	2-1 W	17-30-12	46
60	Mar. 3	vs. TBL	2-1 W	18-30-12	48
61	Mar. 5	at VAN	6-2 W	19-30-12	50
62	Mar. 7	at OTT	1-2 L	19-31-12	50
63	Mar. 9	at WSH	2-5 L	19-32-12	50
64	Mar. 11	at PIT	1-4 L	19-33-12	50
65	Mar. 12	at BOS	5-2 W	20-33-12	52
66	Mar. 14	at TOR	1-2 L	20-34-12	52
67	Mar. 16	at MTL	3-3 T	20-34-13	53
68	Mar. 20	vs. NYI	4-1 W	21-34-13	55
69	Mar. 22	vs. STL	5-3 W	22-34-13	57
70	Mar. 24	vs. BUF	0-2 L	22-35-13	57
71	Mar. 26	vs. WSH	3-2 W	23-35-13	59
72	Mar. 28	vs. LAK	5-2 W	24-35-13	61
73	Mar. 30	at EDM	1-3 L	24-36-13	61
74	Apr. 1	vs. DAL	3-1 W	25-36-13	63
75	Apr. 5	at ANA	3-3 T	25-36-14	64
76	Apr. 7	at SJS	0-6 L	25-37-14	64
77	Apr. 9	vs. VAN	3-6 L	25-38-14	64
78	Apr. 11	vs. EDM	4-5 L	25-39-14	64
79	Apr. 13	at LAK	2-4 L	25-40-14	64
80	Apr. 15	vs. SJS	3-3 T	25-40-15	65
81	Apr. 17	at VAN	4-2 W	26-40-15	67
82	Apr. 18	at SJS	1-4 L	26-41-15	67

1996–97

	DATE	OPP.	RESULT	RECORD	PTS
1	Oct. 5	at VAN	1-3 L	0-1-0	0
2	Oct. 6	vs. BUF	3-0 W	1-1-0	2
3	Oct. 9	vs. STL	1-3 L	1-2-0	2
4	Oct. 11	at DET	2-1 W	2-2-0	4
5	Oct. 13	at PHI	1-0 W	3-2-0	6
6	Oct. 14	at NYR	4-5 L	3-3-0	6
7	Oct. 16	at MTL	2-4 L	3-4-0	6
8	Oct. 20	vs. EDM	6-3 W	4-4-0	8
9	Oct. 22	vs. COL	5-1 W	5-4-0	10
10	Oct. 24	vs. PIT	7-5 W	6-4-0	12
11	Oct. 26	at LAK	0-0 T	6-4-1	13
12	Oct. 27	at ANA	4-1 W	7-4-1	15
13	Oct. 30	at SJS	1-3 L	7-5-1	15
14	Nov. 1	vs. PHX	2-3 L(OT)	7-6-1	15
15	Nov. 2	at VAN	3-4 L	7-7-1	15
16	Nov. 9	vs. STL	2-3 L	7-8-1	15
17	Nov. 13	at DAL	3-3 T	7-8-2	16
18	Nov. 14	at CHI	2-1 W(OT)	8-8-2	18
19	Nov. 16	at STL	0-2 L	8-9-2	18
20	Nov. 18	vs. NYR	5-3 W	9-9-2	20
21	Nov. 20	vs. DAL	1-3 L	9-10-2	20
22	Nov. 22	vs. CHI	2-5 L	9-11-2	20
23	Nov. 23	at EDM	2-3 L	9-12-2	20
24	Nov. 26	vs. EDM	1-10 L	9-13-2	20
25	Nov. 28	vs. LAK	2-0 W	10-13-2	22
26	Nov. 30	at PHX	1-3 L	10-14-2	22
27	Dec. 3	at NYI	1-3 L	10-15-2	22
28	Dec. 5	at NJD	1-2 L	10-16-2	22
29	Dec. 7	at BOS	1-1 T	10-16-3	23
30	Dec. 10	vs. OTT	5-5 T	10-16-4	24
31	Dec. 12	at LAK	5-1 W	11-16-4	26
32	Dec. 14	vs. COL	4-1 W	12-16-4	28
33	Dec. 16	vs. NJD	0-5 L	12-17-4	28
34	Dec. 18	vs. DET	3-3 T	12-17-5	29
35	Dec. 20	at ANA	0-7 L	12-18-5	29
36	Dec. 22	at PHX	7-2 W	13-18-5	31
37	Dec. 23	at COL	3-4 L	13-19-5	31
38	Dec. 29	vs. PHI	2-4 L	13-20-5	31
39	Dec. 31	vs. SJS	1-5 L	13-21-5	31
40	Jan. 2	at COL	2-3 L	13-22-5	31
41	Jan. 4	at SJS	4-3 W	14-22-5	33
42	Jan. 7	vs. TOR	4-3 W(OT)	15-22-5	35
43	Jan. 9	vs. HFD	3-2 W	16-22-5	37
44	Jan. 11	vs. FLA	1-4 L	16-23-5	37
45	Jan. 15	vs. ANA	2-1 W	17-23-5	39
46	Jan. 21	at PIT	2-4 L	17-24-5	39
47	Jan. 22	at TOR	3-5 L	17-25-5	39
48	Jan. 24	at OTT	2-2 T	17-25-6	40
49	Jan. 28	vs. NYI	4-3 W	18-25-6	42
50	Jan. 30	vs. SJS	3-6 L	18-26-6	42
51	Feb. 1	vs. VAN	3-0 W	19-26-6	44
52	Feb. 3	vs. LAK	2-3 L	19-27-6	44
53	Feb. 5	at EDM	2-5 L	19-28-6	44
54	Feb. 7	vs. WSH	5-2 W	20-28-6	46
55	Feb. 9	vs. ANA	6-1 W	21-28-6	48
56	Feb. 11	vs. BOS	5-1 W	22-28-6	50
57	Feb. 13	vs. EDM	3-2 W(OT)	23-28-6	52
58	Feb. 15	vs. TOR	3-0 W	24-28-6	54
59	Feb. 18	at BUF	5-5 T	24-28-7	55
60	Feb. 19	at DET	0-4 L	24-29-7	55
61	Feb. 21	at DAL	2-4 L	24-30-7	55
62	Feb. 23	at STL	5-3 W	25-30-7	57
63	Feb. 26	vs. PHX	2-5 L	25-31-7	57
64	Feb. 28	vs. MTL	3-2 W	26-31-7	59
65	Mar. 1	vs. DAL	4-1 W	27-31-7	61
66	Mar. 4	at WSH	1-2 L	27-32-7	61
67	Mar. 5	at HFD	0-2 L	27-33-7	61
68	Mar. 7	at FLA	3-1 W	28-33-7	63
69	Mar. 9	at TBL	1-2 L(OT)	28-34-7	63
70	Mar. 12	at COL	3-2 W	29-34-7	65
71	Mar. 15	at LAK	5-2 W	30-34-7	67
72	Mar. 16	at ANA	2-2 T	30-34-8	68
73	Mar. 19	vs. SJS	4-2 W	31-34-8	70
74	Mar. 21	vs. TBL	3-4 L(OT)	31-35-8	70
75	Mar. 25	vs. ANA	3-2 W	32-35-8	72
76	Mar. 29	vs. VAN	2-5 L	32-36-8	72
77	Apr. 2	vs. COL	1-5 L	32-37-8	72
78	Apr. 4	at VAN	3-3 T	32-37-9	73
79	Apr. 6	vs. CHI	1-2 L	32-38-9	73
80	Apr. 8	vs. DET	2-3 L	32-39-9	73
81	Apr. 11	at CHI	3-7 L	32-40-9	73
82	Apr. 12	at TOR	1-4 L	32-41-9	73

1995–96

	DATE	OPP.	RESULT	RECORD	PTS
1	Oct. 7	at TBL	3-3 T	0-0-1	1
2	Oct. 8	at FLA	3-4 L	0-1-1	1
3	Oct. 10	at DAL	3-7 L	0-2-1	1
4	Oct. 15	at CHI	1-1 T	0-2-2	2
5	Oct. 17	at DET	3-3 T	0-2-3	3
6	Oct. 19	at OTT	2-4 L	0-3-3	3
7	Oct. 20	at TOR	3-4 L(OT)	0-4-3	3
8	Oct. 25	vs. COL	2-3 L	0-5-3	3
9	Oct. 27	vs. DET	0-3 L	0-6-3	3
10	Oct. 29	at ANA	2-7 L	0-7-3	3
11	Oct. 31	at LAK	2-1 W	1-7-3	5
12	Nov. 1	at COL	1-6 L	1-8-3	5
13	Nov. 4	vs. VAN	4-4 T	1-8-4	6
14	Nov. 6	at NYR	2-4 L	1-9-4	6
15	Nov. 8	at NJD	2-1 W	2-9-4	8
16	Nov. 9	at PHI	1-3 L	2-10-4	8
17	Nov. 11	vs. MTL	0-4 L	2-11-4	8
18	Nov. 14	vs. EDM	4-2 W	3-11-4	10
19	Nov. 18	vs. COL	3-5 L	3-12-4	10
20	Nov. 19	at COL	2-5 L	3-13-4	10
21	Nov. 21	vs. ANA	2-3 L	3-14-4	10
22	Nov. 24	vs. EDM	2-5 L	3-15-4	10
23	Nov. 26	vs. CHI	2-2 T	3-15-5	11
24	Nov. 29	at SJS	5-3 W	4-15-5	13
25	Dec. 1	at EDM	8-2 W	5-15-5	15
26	Dec. 3	at WPG	2-5 L	5-16-5	15
27	Dec. 5	vs. STL	1-1 T	5-16-6	16
28	Dec. 9	vs. VAN	3-4 L	5-17-6	16
29	Dec. 11	vs. LAK	6-2 W	6-17-6	18
30	Dec. 13	at DAL	8-4 W	7-17-6	20
31	Dec. 14	at STL	3-3 T	7-17-7	21
32	Dec. 16	at BOS	3-6 L	7-18-7	21
33	Dec. 19	at PIT	1-7 L	7-19-7	21
34	Dec. 20	at HFD	3-2 W	8-19-7	23
35	Dec. 22	vs. DET	1-5 L	8-20-7	23
36	Dec. 26	at VAN	4-2 W	9-20-7	25
37	Dec. 27	vs. TOR	4-0 W	10-20-7	27
38	Dec. 29	vs. PHI	2-3 L	10-21-7	27
39	Dec. 31	vs. NYR	3-1 W	11-21-7	29
40	Jan. 2	vs. TBL	10-0 W	12-21-7	31
41	Jan. 5	vs. ANA	1-3 L	12-22-7	31
42	Jan. 6	vs. FLA	2-0 W	13-22-7	33
43	Jan. 10	vs. HFD	3-2 W(OT)	14-22-7	35
44	Jan. 12	vs. BUF	3-1 W	15-22-7	37
45	Jan. 14	at COL	4-4 T	15-22-8	38
46	Jan. 16	at LAK	5-5 T	15-22-9	39
47	Jan. 17	at ANA	4-1 W	16-22-9	41
48	Jan. 24	vs. NYI	4-1 W	17-22-9	43
49	Jan. 26	vs. DAL	2-4 L	17-23-9	43
50	Jan. 30	vs. EDM	3-2 W(OT)	18-23-9	45
51	Feb. 1	vs. NJD	1-1 T	18-23-10	46
52	Feb. 3	vs. LAK	2-1 W	19-23-10	48
53	Feb. 6	vs. OTT	3-1 W	20-23-10	50
54	Feb. 8	vs. WSH	4-4 T	20-23-11	51
55	Feb. 10	vs. WPG	2-3 L	20-24-11	51
56	Feb. 11	at EDM	2-4 L	20-25-11	51
57	Feb. 13	at WSH	2-3 L	20-26-11	51
58	Feb. 15	at NYI	6-3 W	21-26-11	53
59	Feb. 17	at MTL	1-5 L	21-27-11	53
60	Feb. 20	vs. SJS	5-3 W	22-27-11	55
61	Feb. 23	vs. ANA	3-2 W	23-27-11	57
62	Feb. 24	vs. BOS	1-2 L	23-28-11	57
63	Feb. 29	vs. PIT	7-3 W	24-28-11	59
64	Mar. 3	at SJS	5-1 W	25-28-11	61
65	Mar. 7	at STL	4-2 W	26-28-11	63
66	Mar. 9	at TOR	3-4 L	26-29-11	63
67	Mar. 12	vs. STL	4-2 W	27-29-11	65
68	Mar. 15	at BUF	3-1 W	28-29-11	67
69	Mar. 17	at DET	2-4 L	28-30-11	67
70	Mar. 20	at CHI	3-2 W	29-30-11	69
71	Mar. 22	vs. SJS	1-2 L(OT)	29-31-11	69
72	Mar. 23	at VAN	4-0 W	30-31-11	71
73	Mar. 24	vs. TOR	2-4 L	30-32-11	71
74	Mar. 27	vs. CHI	1-0 W	31-32-11	73
75	Mar. 29	vs. LAK	3-4 L	31-33-11	73
76	Mar. 31	vs. WPG	1-4 L	31-34-11	73
77	Apr. 3	vs. VAN	4-3 W	32-34-11	75
78	Apr. 6	at WPG	3-4 L	32-35-11	75
79	Apr. 8	at EDM	3-2 W	33-35-11	77
80	Apr. 9	vs. DAL	3-4 L(OT)	33-36-11	77
81	Apr. 12	at SJS	6-0 W	34-36-11	79
82	Apr. 13	at VAN	0-5 L	34-37-11	79

1994–95

	DATE	OPP.	RESULT	RECORD	PTS
1	Jan. 20	at WPG	3-3 T	0-0-1	1
2	Jan. 22	at DET	4-1 W	1-0-1	3
3	Jan. 24	vs. STL	6-4 W	2-0-1	5
4	Jan. 26	at DET	1-5 L	2-1-1	5
5	Jan. 28	at TOR	1-2 L	2-2-1	5
6	Feb. 1	vs. DET	2-1 W	3-2-1	7
7	Feb. 3	vs. CHI	3-4 L(OT)	3-3-1	7
8	Feb. 4	vs. TOR	4-1 W	4-3-1	9
9	Feb. 6	vs. WPG	4-5 L	4-4-1	9
10	Feb. 9	vs. ANA	5-1 W	5-4-1	11
11	Feb. 11	at DAL	6-0 W	6-4-1	13
12	Feb. 13	at STL	2-4 L	6-5-1	13
13	Feb. 16	at CHI	2-2 T	6-5-2	14
14	Feb. 18	vs. DAL	3-2 W(OT)	7-5-2	16
15	Feb. 20	vs. DAL	1-2 L	7-6-2	16
16	Feb. 23	at LAK	3-3 T	7-6-3	17
17	Feb. 24	at SJS	3-0 W	8-6-3	19
18	Feb. 26	at ANA	5-3 W	9-6-3	21
19	Feb. 28	vs. EDM	5-2 W	10-6-3	23
20	Mar. 2	vs. VAN	2-2 T	10-6-4	24
21	Mar. 4	at TOR	2-3 L	10-7-4	24
22	Mar. 5	at WPG	2-3 L	10-8-4	24
23	Mar. 7	at CHI	6-3 W	11-8-4	26
24	Mar. 9	at STL	1-5 L	11-9-4	26
25	Mar. 12	at DAL	4-4 T	11-9-5	27
26	Mar. 15	vs. ANA	0-5 L	11-10-5	27
27	Mar. 17	vs. WPG	8-4 W	12-10-5	29
28	Mar. 19	vs. SJS	3-5 L	12-11-5	29
29	Mar. 20	at EDM	2-5 L	12-12-5	29
30	Mar. 22	vs. STL	4-3 W	13-12-5	31
31	Mar. 24	vs. DET	3-2 W	14-12-5	33
32	Mar. 26	vs. VAN	2-0 W	15-12-5	35
33	Mar. 28	vs. LAK	3-5 L	15-13-5	35
34	Mar. 31	at EDM	6-2 W	16-13-5	37
35	Apr. 4	vs. CHI	3-2 W	17-13-5	39
36	Apr. 7	vs. LAK	7-4 W	18-13-5	41
37	Apr. 8	vs. VAN	2-4 L	18-14-5	41
38	Apr. 10	vs. SJS	8-3 W	19-15-5	43
39	Apr. 12	at LAK	4-1 W	20-15-5	45
40	Apr. 13	at ANA	2-4 L	20-16-5	45
41	Apr. 15	at EDM	4-2 W	21-16-5	47
42	Apr. 17	vs. LAK	5-2 W	22-16-5	49
43	Apr. 20	at VAN	2-2 T	22-16-6	50
44	Apr. 24	at ANA	1-2 L	22-17-6	50
45	Apr. 25	at SJS	3-2 W	23-17-6	52
46	Apr. 29	vs. TOR	2-2 T	23-17-7	53
47	Apr. 30	at VAN	4-6 L	23-17-7	53
48	May 3	vs. EDM	5-3 W	24-17-7	55

1993–94

	DATE	OPP.	RESULT	RECORD	PTS
1	Oct. 5	vs. NYI	2-1 W	1-0-0	2
2	Oct. 7	vs. SJS	6-2 W	2-0-0	4
3	Oct. 9	at VAN	5-1 W	3-0-0	6
4	Oct. 14	at SJS	2-1 W	4-0-0	8
5	Oct. 16	at LAK	4-8 L	4-1-0	8
6	Oct. 17	at ANA	2-2 T	4-1-1	9
7	Oct. 20	at EDM	5-3 W	5-1-1	11
8	Oct. 21	vs. VAN	3-6 L	5-2-1	11
9	Oct. 23	vs. BOS	3-3 T	5-2-2	12
10	Oct. 25	vs. WSH	3-2 W(OT)	6-2-2	14
11	Oct. 27	vs. BUF	3-5 L	6-3-2	14
12	Oct. 30	vs. EDM	4-1 W	7-3-2	16
13	Oct. 31	at WPG	4-3 W	8-3-2	18
14	Nov. 3	at HFD	6-3 W	9-3-2	20
15	Nov. 4	at BOS	3-6 L	9-4-2	20
16	Nov. 6	at MTL	4-3 W	10-4-2	22
17	Nov. 9	vs. LAK	3-2 W	11-4-2	24
18	Nov. 11	vs. ANA	5-4 W	12-4-2	26
19	Nov. 13	vs. VAN	4-3 W	13-4-2	28
20	Nov. 15	vs. WPG	7-2 W	14-4-2	30
21	Nov. 18	at STL	3-3 T	14-4-3	31
22	Nov. 20	at DAL	3-4 L	14-5-3	31
23	Nov. 22	vs. ANA	1-2 L	14-6-3	31
24	Nov. 24	vs. TOR	5-3 W	15-6-3	33
25	Nov. 26	vs. CHI	3-6 L	15-7-3	33
26	Nov. 30	vs. DAL	2-2 T	15-7-4	34
27	Dec. 4	vs. PHI	6-0 W	16-7-4	36
28	Dec. 6	at OTT	6-1 W	17-7-4	38
29	Dec. 7	at QUE	4-4 T	17-7-5	39
30	Dec. 10	at BUF	2-6 L	17-8-5	39
31	Dec. 11	at TOR	1-3 L	17-9-5	39
32	Dec. 14	vs. VAN	8-4 W	18-9-5	41
33	Dec. 17	vs. STL	3-4 L	18-10-5	41
34	Dec. 18	vs. WPG	5-4 W(OT)	19-10-5	43
35	Dec. 20	vs. LAK	4-5 L(OT)	19-11-5	43
36	Dec. 22	at EDM	3-7 L	19-12-5	43
37	Dec. 23	at VAN	3-4 L	19-13-5	43
38	Dec. 28	at SJS	3-3 T	19-13-6	44
39	Dec. 30	vs. EDM	7-1 W	20-13-6	46
40	Dec. 31	vs. MTL	2-5 L	20-14-6	46
41	Jan. 2	at STL	3-4 L(OT)	20-15-6	46
42	Jan. 5	at NYR	4-1 W	21-15-6	48
43	Jan. 7	at NYI	2-6 L	21-16-6	48
44	Jan. 8	at PIT	2-2 T	21-16-7	49
45	Jan. 11	vs. QUE	1-0 W	22-16-7	51
46	Jan. 15	vs. OTT	10-0 W	23-16-7	53
47	Jan. 17	at SJS	2-3 L	23-17-7	53
48	Jan. 19	at VAN	4-3 W	24-17-7	55
49	Jan. 24	vs. LAK	3-3 T	24-17-8	56
50	Jan. 26	vs. DAL	2-3 L	24-18-8	56
51	Jan. 28	vs. NJD	2-2 T	24-18-9	57
52	Jan. 29	vs. STL	3-5 L	24-19-9	57
53	Feb. 2	at ANA	4-2 W	25-19-9	59
54	Feb. 5	at LAK	5-4 W(OT)	26-19-9	61
55	Feb. 7	vs. EDM	4-3 W	27-19-9	63
56	Feb. 9	at EDM	6-1 W	28-19-9	65
57	Feb. 11	vs. HFD	4-1 W	29-19-9	67
58	Feb. 12	vs. TOR	3-2 W	30-19-9	69
59	Feb. 14	vs. CHI	2-4 L	30-20-9	69
60	Feb. 18	at DAL	2-4 L	30-21-9	69
61	Feb. 20	at WPG	5-2 W	31-21-9	71
62	Feb. 22	at VAN	4-4 T	31-21-10	72
63	Feb. 24	vs. TBL	0-4 L	31-22-10	72
64	Feb. 26	vs. LAK	4-2 W	32-22-10	74
65	Mar. 1	at DET	2-5 L	32-23-10	74
66	Mar. 3	at CHI	2-4 L	32-24-10	74
67	Mar. 5	at NJD	3-6 L	32-25-10	74
68	Mar. 6	at WSH	4-4 T	32-25-11	75
69	Mar. 9	vs. DET	1-5 L	32-26-11	75
70	Mar. 11	vs. FLA	4-2 W	33-26-11	77
71	Mar. 12	vs. SJS	2-0 W	34-26-11	79
72	Mar. 15	at TBL	7-3 W	35-26-11	81
73	Mar. 16	at FLA	1-2 L	35-27-11	81
74	Mar. 20	at TOR	6-3 W	36-27-11	83
75	Mar. 22	vs. NYR	4-4 T	36-27-12	84
76	Mar. 26	vs. PIT	5-3 W	37-27-12	86
77	Mar. 31	at PHI	4-1 W	38-27-12	88
78	Apr. 2	at DET	3-3 T	38-27-13	89
79	Apr. 3	at CHI	1-2 L	38-28-13	89
80	Apr. 6	vs. ANA	4-2 W	39-28-13	91
81	Apr. 8	vs. SJS	5-2 W	40-28-13	93
82	Apr. 9	vs. DET	4-2 W	41-28-13	95
83	Apr. 11	at ANA	3-0 W	42-28-13	97
84	Apr. 13	at LAK	4-6 L	42-29-13	97

1992–93

	DATE	OPP.	RESULT	RECORD	PTS
1	Oct. 6	vs. LAK	4-5 L	0-1-0	0
2	Oct. 8	vs. EDM	7-2 W	1-1-0	2
3	Oct. 10	vs. TOR	3-2 W	2-1-0	4
4	Oct. 13	at MNS	4-3 W	3-1-0	6
5	Oct. 15	at LAK	0-4 L	3-2-0	6
6	Oct. 17	at SJS	6-2 W	4-2-0	8
7	Oct. 20	vs. LAK	6-2 W	5-2-0	10
8	Oct. 22	vs. BOS	2-4 L	5-3-0	10
9	Oct. 25	at EDM	4-0 W	6-3-0	12
10	Oct. 28	at WPG	7-5 W	7-3-0	14
11	Oct. 30	vs. WSH	1-3 L	7-4-0	14
12	Oct. 31	vs. MNS	5-3 W	8-4-0	16
13	Nov. 2	vs. VAN	5-3 W	9-4-0	18
14	Nov. 4	at VAN	5-5 T	9-4-1	19
15	Nov. 6	vs. OTT	8-4 W	10-4-1	21
16	Nov. 8	at QUE	5-5 T	10-4-2	22
17	Nov. 9	at MTL	2-5 L	10-5-2	22
18	Nov. 11	at HFD	4-3 W	11-5-2	24
19	Nov. 12	at BOS	3-5 L	11-6-2	24
20	Nov. 14	at TBL	5-3 W	12-6-2	26
21	Nov. 19	vs. VAN	4-3 W	13-6-2	28
22	Nov. 21	vs. NYI	3-4 L	13-7-2	28
23	Nov. 25	vs. SJS	3-4 L(OT)	13-8-2	28
24	Nov. 27	vs. TBL	3-2 W(OT)	14-8-2	30
25	Nov. 28	vs. CHI	2-5 L	14-9-2	30
26	Dec. 2	vs. WPG	3-3 T	14-9-3	31
27	Dec. 4	vs. STL	5-3 W	15-9-3	33
28	Dec. 7	vs. EDM	6-3 W	16-9-3	35
29	Dec. 8	at EDM	1-3 L	16-10-3	35
30	Dec. 11	at TOR	6-3 W	17-10-3	37
31	Dec. 12	at OTT	1-1 T	17-10-4	38
32	Dec. 14	at DET	3-0 W	18-10-4	40
33	Dec. 15	at NYR	3-0 W	19-10-4	42
34	Dec. 19	vs. LAK	5-3 W	20-10-4	44
35	Dec. 21	vs. EDM	3-2 W(OT)	21-10-4	46
36	Dec. 23	at WPG	4-3 W	22-10-4	48
37	Dec. 27	at EDM	7-3 W	23-10-4	50
38	Dec. 31	vs. MTL	5-3 W	24-10-4	52
39	Jan. 2	vs. PHI	7-3 W	25-10-4	54
40	Jan. 5	vs. WPG	2-4 L	25-11-4	54
41	Jan. 7	at STL	2-3 L(OT)	25-12-4	54
42	Jan. 9	at PIT	2-3 L	25-13-4	54
43	Jan. 10	at BUF	3-5 L	25-14-4	54
44	Jan. 12	at NYI	2-8 L	25-15-4	54
45	Jan. 14	at PHI	4-4 T	25-15-5	55
46	Jan. 16	at MNS	2-4 L	25-16-5	55
47	Jan. 19	vs. LAK	2-3 L(OT)	25-17-5	55
48	Jan. 22	vs. WPG	4-4 T	25-17-6	56
49	Jan. 23	vs. PIT	3-4 L	25-18-6	56
50	Jan. 26	vs. DET	1-9 L	25-19-6	56
51	Jan. 28	at LAK	2-1 W	26-19-6	58
52	Jan. 30	at SJS	5-4 W	27-19-6	60
53	Feb. 2	at WSH	6-4 W	28-19-6	62
54	Feb. 3	at NJD	5-4 W	29-19-6	64
55	Feb. 10	vs. SJS	13-1 W	30-19-6	66
56	Feb. 12	vs. QUE	4-4 T	30-19-7	67
57	Feb. 13	vs. HFD	4-3 W	31-19-7	69
58	Feb. 16	vs. PHI	4-4 T	31-19-8	70
59	Feb. 17	at TOR	2-4 L	31-20-8	70
60	Feb. 19	at DET	3-3 T	31-20-9	71
61	Feb. 21	at CHI	3-4 L	31-21-9	71
62	Feb. 23	at SJS	6-3 W	32-21-9	73
63	Feb. 26	vs. NYR	4-4 T	32-21-10	74
64	Feb. 27	vs. SJS	5-4 W	33-21-10	76
65	Mar. 2	at LAK	2-6 L	33-22-10	76
66	Mar. 4	at STL	1-2 L	33-23-10	76
67	Mar. 6	at TBL	4-7 L	33-24-10	76
68	Mar. 11	vs. DET	6-3 W	34-24-10	78
69	Mar. 13	vs. NJD	4-3 W	35-24-10	80
70	Mar. 14	vs. VAN	3-2 W	36-24-10	82
71	Mar. 16	vs. CHI	0-1 L	36-25-10	82
72	Mar. 21	at WPG	2-4 L	36-26-10	82
73	Mar. 24	vs. STL	2-4 L	36-27-10	82
74	Mar. 26	at VAN	3-1 W	37-27-10	84
75	Mar. 28	vs. TOR	0-4 L	37-28-10	84
76	Mar. 30	vs. WPG	4-5 L	37-29-10	84
77	Apr. 1	vs. MNS	5-3 W	38-29-10	86
78	Apr. 3	at SJS	3-2 W(OT)	39-29-10	88
79	Apr. 4	at SJS	4-3 W	40-29-10	90
80	Apr. 6	at LAK	3-3 T	40-29-11	91
81	Apr. 9	vs. VAN	8-1 W	41-29-11	93
82	Apr. 11	at VAN	3-6 L	41-30-11	93
83	Apr. 13	at EDM	4-2 W	42-30-11	95
84	Apr. 15	vs. SJS	7-3 W	43-30-11	97

1991–92

	DATE	OPP.	RESULT	RECORD	PTS
1	Oct. 4	vs. EDM	9-2 W	1-0-0	2
2	Oct. 6	at WPG	3-5 L	1-1-0	2
3	Oct. 8	at SJS	3-4 L	1-2-0	2
4	Oct. 10	at LAK	7-1 W	2-2-0	4
5	Oct. 12	at EDM	1-3 L	2-3-0	4
6	Oct. 15	vs. MNS	6-3 W	3-3-0	6
7	Oct. 17	vs. TOR	6-4 W	4-3-0	8
8	Oct. 19	at VAN	2-5 L	4-4-0	8
9	Oct. 22	at MNS	4-2 W	5-4-0	10
10	Oct. 24	at CHI	5-2 W	6-4-0	12
11	Oct. 26	at STL	2-2 T	6-4-1	13
12	Oct. 30	vs. NJD	2-5 L	6-5-1	13
13	Nov. 1	at WPG	7-6 W(OT)	7-5-1	15
14	Nov. 4	at NYR	0-4 L	7-6-1	15
15	Nov. 6	at HFD	3-2 W	8-6-1	17
16	Nov. 7	at BOS	4-4 T	8-6-2	18
17	Nov. 9	at TOR	6-1 W	9-6-2	20
18	Nov. 12	vs. DET	4-5 L(OT)	9-7-2	20
19	Nov. 14	vs. VAN	2-2 T	9-7-3	21
20	Nov. 16	vs. BUF	4-5 L	9-8-3	21
21	Nov. 21	vs. VAN	3-2 W	10-8-3	23
22	Nov. 22	at VAN	5-6 L(OT)	10-9-3	23
23	Nov. 25	vs. WPG	3-3 T	10-9-4	24
24	Nov. 28	vs. LAK	5-3 W	11-9-4	26
25	Nov. 30	vs. SJS	1-2 L	11-10-4	26
26	Dec. 3	at DET	2-5 L	11-11-4	26
27	Dec. 5	at NJD	3-6 L	11-12-4	26
28	Dec. 7	at MTL	1-5 L	11-13-4	26
29	Dec. 8	at BUF	4-2 W	12-13-4	28
30	Dec. 10	at WSH	1-4 L	12-14-4	28
31	Dec. 14	vs. DET	3-4 L(OT)	12-15-4	28
32	Dec. 17	vs. WPG	7-4 W	13-15-4	30
33	Dec. 19	vs. QUE	5-5 T	13-15-5	31
34	Dec. 21	at WPG	2-7 L	13-16-5	31
35	Dec. 23	at EDM	3-5 L	13-17-5	31
36	Dec. 28	vs. PHI	5-1 W	14-17-5	33
37	Dec. 29	vs. LAK	6-2 W	15-17-5	35
38	Dec. 31	vs. MTL	3-2 W(OT)	16-17-5	37
39	Jan. 4	vs. EDM	2-3 L	17-17-5	37
40	Jan. 5	at EDM	3-2 W	17-18-5	39
41	Jan. 8	vs. SJS	10-3 W	18-18-5	41
42	Jan. 10	vs. PIT	7-5 W	19-18-5	43
43	Jan. 13	at MTL	2-2 T	19-18-6	44
44	Jan. 14	at QUE	5-3 W	20-18-6	45
45	Jan. 16	at NYR	4-6 L	20-19-6	45
46	Jan. 22	vs. NYR	4-4 T	20-19-7	46
47	Jan. 24	at SJS	3-2 W	21-19-7	48
48	Jan. 25	at LAK	3-4 L	21-20-7	48
49	Jan. 27	vs. CHI	3-4 L(OT)	21-21-7	48
50	Jan. 30	at BOS	1-3 L	21-22-7	49
51	Feb. 1	at WSH	2-5 L	21-23-7	49
52	Feb. 2	at NYI	3-6 L	21-24-7	49
53	Feb. 5	vs. QUE	5-3 W	22-24-7	51
54	Feb. 7	at WPG	1-4 L	22-25-7	51
55	Feb. 11	vs. NYI	1-3 L	22-26-7	51
56	Feb. 13	vs. WSH	4-4 T	22-26-8	52
57	Feb. 15	at STL	2-7 L	22-27-8	52
58	Feb. 16	at CHI	5-5 T	22-27-9	53
59	Feb. 19	vs. BOS	6-4 W	23-28-9	55
60	Feb. 21	vs. LAK	9-7 W	24-27-9	57
61	Feb. 23	at SJS	4-2 W	25-27-9	59
62	Feb. 25	vs. BUF	3-5 L	25-28-9	59
63	Feb. 27	vs. PHI	0-3 L	25-29-9	59
64	Mar. 1	at VAN	0-11 L	25-30-9	59
65	Mar. 3	vs. PIT	3-6 L	25-31-9	59
66	Mar. 5	vs. TOR	5-5 T	25-31-10	60
67	Mar. 7	vs. STL	5-1 W	26-31-10	62
68	Mar. 10	at PIT	2-5 L	26-32-10	62
69	Mar. 12	at PHI	4-5 L(OT)	26-33-10	62
70	Mar. 14	vs. VAN	4-6 L	26-34-10	62
71	Mar. 16	vs. HFD	3-4 L	26-35-10	62
72	Mar. 19	vs. SJS	3-1 W	27-35-10	64
73	Mar. 21	at LAK	2-5 L	27-36-10	64
74	Mar. 24	vs. EDM	4-4 T	27-36-11	65
75	Mar. 26	vs. LAK	7-2 W	28-36-11	67
76	Mar. 28	vs. MNS	4-3 W	29-36-11	69
77	Mar. 31	vs. EDM	5-2 W	30-36-11	71
78	Apr. 12	vs. WPG	3-4 L	30-37-11	71
79	Apr. 15	at SJS	4-3 W	31-37-11	73
80	Apr. 16	at VAN	4-4 T	31-37-12	74

1990–91

	DATE	OPP.	RESULT	RECORD	PTS
1	Oct. 4	vs. VAN	3-2W(OT)	1-0-0	2
2	Oct. 6	vs. TOR	4-1 W	2-0-0	4
3	Oct. 8	at WPG	4-3 W	3-0-0	6
4	Oct. 10	at DET	5-6 L(OT)	3-1-0	6
5	Oct. 13	at NJD	3-5 L	3-2-0	6
6	Oct. 14	at CHI	3-1 W	4-2-0	8
7	Oct. 18	vs. STL	3-4 L	4-3-0	8
8	Oct. 20	vs. BOS	8-1 W	5-3-0	10
9	Oct. 21	at EDM	2-1 W	6-3-0	12
10	Oct. 23	at LAK	4-6 L	6-4-0	12
11	Oct. 25	vs. EDM	4-2 W	7-4-0	14
12	Oct. 27	vs. WSH	9-4 W	8-4-0	16
13	Oct. 30	vs. NJD	6-3 W	9-4-0	18
14	Nov. 1	vs. WPG	2-1 W	10-4-0	20
15	Nov. 3	at TOR	7-3 W	11-4-0	22
16	Nov. 4	at BUF	1-2 L	11-5-0	22
17	Nov. 6	at PIT	5-6 L	11-6-0	22
18	Nov. 8	at PHI	8-2 W	12-6-0	24
19	Nov. 10	at NYI	1-5 L	12-7-0	24
20	Nov. 11	at NYR	4-4 T	12-7-1	25
21	Nov. 15	vs. NYI	3-4 L(OT)	12-8-1	25
22	Nov. 17	vs. BUF	3-3 T	12-8-2	26
23	Nov. 19	at VAN	6-4 W	13-8-2	28
24	Nov. 22	vs. LAK	6-3 W	14-8-2	30
25	Nov. 24	vs. CHI	3-5 L	14-9-2	30
26	Nov. 28	at WPG	2-2 T	14-9-3	31
27	Dec. 1	at MTL	5-3 W	15-9-3	33
28	Dec. 2	at QUE	5-5 T	15-9-4	34
29	Dec. 5	vs. NYR	4-1 W	16-9-4	36
30	Dec. 7	vs. QUE	3-5 L	16-10-4	36
31	Dec. 9	at EDM	3-2 W	17-10-4	38
32	Dec. 11	at MNS	5-4 W	18-10-4	40
33	Dec. 13	at WPG	4-1 W	19-10-4	42
34	Dec. 16	at VAN	5-2 W	20-10-4	44
35	Dec. 18	vs. VAN	2-3 L	20-11-4	44
36	Dec. 20	vs. LAK	3-4 L(OT)	20-12-4	44
37	Dec. 22	vs. EDM	2-6 L	20-13-4	44
38	Dec. 27	at EDM	1-4 L	20-14-4	44
39	Dec. 29	vs. HFD	8-2 W	21-14-4	46
40	Dec. 31	vs. MTL	7-2 W	22-14-4	48
41	Jan. 2	at WPG	3-3 T	22-14-5	49
42	Jan. 5	vs. DET	7-0 W	23-14-5	51
43	Jan. 8	at TOR	5-3 W	24-14-5	53
44	Jan. 10	at PIT	1-5 L	24-15-5	53
45	Jan. 11	at WSH	2-4 L	24-16-5	53
46	Jan. 13	at WPG	3-4 L	24-17-5	53
47	Jan. 15	vs. WPG	7-5 W	25-17-5	55
48	Jan. 22	at PHI	3-4 L	25-18-5	55
49	Jan. 23	at HFD	4-5 L	25-19-5	55
50	Jan. 26	at BOS	2-5 L	25-20-5	55
51	Jan. 27	at BUF	5-4 W	26-20-5	57
52	Jan. 30	vs. NYR	5-1 W	27-20-5	59
53	Feb. 2	vs. CHI	3-1 W	28-20-5	61
54	Feb. 5	at NJD	1-2 L	28-21-5	61
55	Feb. 7	at BOS	4-1 W	29-21-5	63
56	Feb. 9	at HFD	5-2 W	30-21-5	65
57	Feb. 12	at LAK	4-4 T	30-21-6	66
58	Feb. 15	vs. WSH	8-2 W	31-21-6	68
59	Feb. 17	vs. STL	7-4 W	32-21-6	70
60	Feb. 19	vs. DET	4-4 T	32-21-7	71
61	Feb. 21	vs. VAN	6-4 W	33-21-7	73
62	Feb. 23	vs. QUE	10-8 W	34-21-7	75
63	Feb. 25	at VAN	2-4 L	34-22-7	75
64	Feb. 27	vs. EDM	4-2 W	35-22-7	77
65	Mar. 1	vs. PIT	6-2 W	36-22-7	79
66	Mar. 2	vs. MNS	5-1 W	37-22-7	81
67	Mar. 4	vs. MTL	3-2 W(OT)	38-22-7	83
68	Mar. 7	vs. PHI	4-2 W	39-22-7	85
69	Mar. 9	at STL	8-4 W	40-22-7	87
70	Mar. 10	at MNS	3-7 L	40-23-7	87
71	Mar. 12	vs. WPG	5-3 W	41-23-7	89
72	Mar. 14	vs. NYI	4-2 W	42-23-7	91
73	Mar. 16	vs. LAK	3-4 L	42-24-7	91
74	Mar. 18	vs. WPG	4-3 W(OT)	43-24-7	93
75	Mar. 20	at VAN	3-2 W	44-24-7	95
76	Mar. 23	at LAK	4-8 L	44-25-7	95
77	Mar. 26	vs. VAN	7-2 W	45-25-7	97
78	Mar. 28	vs. EDM	4-4 T	45-25-8	98
79	Mar. 29	at EDM	5-6 L(OT)	45-26-8	98
80	Mar. 31	vs. LAK	5-3 W	46-26-8	100

1989–90

	DATE	OPP.	RESULT	RECORD	PTS
1	Oct. 5	vs. DET	10-7 W	1-0-0	2
2	Oct. 7	vs. NYI	6-3 W	2-0-0	4
3	Oct. 10	at NJD	4-2 W	3-0-0	6
4	Oct. 11	at NYR	4-5 L	3-1-0	6
5	Oct. 14	at WSH	4-4 T	3-1-1	7
6	Oct. 15	at PHI	3-2 W	4-1-1	9
7	Oct. 17	at QUE	8-8 T	4-1-2	10
8	Oct. 18	at MTL	1-2 L	4-2-2	10
9	Oct. 21	vs. BOS	5-2 W	5-2-2	12
10	Oct. 23	vs. WSH	3-3 T	5-2-3	13
11	Oct. 25	at LAK	5-0 W	6-2-3	15
12	Oct. 27	vs. VAN	5-5 T	6-2-4	16
13	Oct. 28	at VAN	3-4 L	6-3-4	16
14	Nov. 1	vs. WPG	5-3 W	7-3-4	18
15	Nov. 3	at EDM	2-5 L	7-4-4	18
16	Nov. 4	vs. NJD	7-3 W	8-4-4	20
17	Nov. 6	vs. EDM	5-1 W	9-4-4	22
18	Nov. 8	at LAK	5-4 W	10-4-4	24
19	Nov. 11	at MNS	2-3 L(OT)	10-5-4	24
20	Nov. 12	at WPG	2-3 L	10-6-4	24
21	Nov. 14	vs. LAK	6-8 L	10-7-4	24
22	Nov. 16	vs. BUF	4-4 T	10-7-5	25
23	Nov. 18	vs. CHI	4-4 T	10-7-6	26
24	Nov. 20	at MTL	2-3 L	10-8-6	26
25	Nov. 21	at QUE	4-4 T	10-8-7	27
26	Nov. 24	at DET	2-3 L	10-9-7	27
27	Nov. 25	at STL	3-3 T	10-9-8	28
28	Nov. 30	vs. MNS	5-2 W	11-9-8	30
29	Dec. 2	vs. TOR	7-4 W	12-9-8	32
30	Dec. 6	vs. WPG	3-4 L	12-10-8	32
31	Dec. 10	at WPG	1-4 L	12-11-8	32
32	Dec. 11	at EDM	3-3 T	12-11-9	33
33	Dec. 14	vs. QUE	8-2 W	13-11-9	35
34	Dec. 16	vs. PIT	4-3 W	14-11-9	37
35	Dec. 19	at VAN	2-1 W	15-11-9	39
36	Dec. 20	vs. VAN	2-1 W(OT)	16-11-9	41
37	Dec. 23	at EDM	1-2 L	16-12-9	41
38	Dec. 27	at LAK	5-5 T	16-12-10	42
39	Dec. 29	vs. WPG	1-2 L(OT)	16-13-10	42
40	Dec. 30	vs. MTL	5-3 W	17-13-10	44
41	Jan. 2	vs. PHI	4-4 T	17-13-11	45
42	Jan. 5	vs. HFD	6-4 W	18-13-11	47
43	Jan. 7	at EDM	3-1 W	19-13-11	49
44	Jan. 9	vs. EDM	2-3 L(OT)	19-14-11	49
45	Jan. 11	vs. BUF	5-3 W	20-14-11	51
46	Jan. 13	at TOR	5-6 L	20-15-11	51
47	Jan. 14	at CHI	6-5 W	21-15-11	53
48	Jan. 16	at STL	5-2 W	22-15-11	55
49	Jan. 18	at BOS	2-2 T	22-15-12	56
50	Jan. 19	at HFD	3-3 T	22-15-13	57
51	Jan. 25	vs. NYR	8-5 W	23-15-13	59
52	Jan. 27	vs. MNS	3-1 W	24-15-13	61
53	Jan. 30	at VAN	7-2 W	25-15-13	63
54	Feb. 1	vs. VAN	4-3 W(OT)	26-15-13	65
55	Feb. 3	at LAK	3-4 L	26-16-13	65
56	Feb. 6	vs. LAK	3-5 L	26-17-13	65
57	Feb. 10	at DET	5-7 L	26-18-13	65
58	Feb. 11	at NYR	5-2 W	27-18-13	67
59	Feb. 13	at NYI	4-2 W	28-18-13	69
60	Feb. 15	at CHI	4-1 W	29-18-13	71
61	Feb. 18	at WPG	1-5 L	29-19-13	71
62	Feb. 20	vs. BOS	3-5 L	29-20-13	71
63	Feb. 22	vs. TOR	12-2 W	30-20-13	73
64	Feb. 25	vs. EDM	10-4 W	31-20-13	75
65	Mar. 1	vs. PHI	2-4 L	31-21-13	75
66	Mar. 3	vs. VAN	5-1 W	32-21-13	77
67	Mar. 5	vs. LAK	5-0 W	33-21-13	79
68	Mar. 7	vs. PIT	6-3 W	34-21-13	81
69	Mar. 9	at VAN	4-4 T	34-21-14	82
70	Mar. 11	at WPG	6-4 W	35-21-14	84
71	Mar. 12	vs. WPG	5-4 W(OT)	36-21-14	86
72	Mar. 15	vs. NJD	5-4 W	37-21-14	88
73	Mar. 17	vs. HFD	5-4 W	38-21-14	90
74	Mar. 19	vs. STL	5-2 W	39-21-14	92
75	Mar. 21	at BUF	4-5 L	39-22-14	92
76	Mar. 24	at PIT	3-3 T	39-22-15	93
77	Mar. 25	at WSH	1-4 L	39-23-15	93
78	Mar. 27	at NYI	4-2 W	40-23-15	95
79	Mar. 30	vs. EDM	6-2 W	41-23-15	97
80	Apr. 1	vs. LAK	8-4 W	42-23-15	99

1988–89

	DATE	OPP.	RESULT	RECORD	PTS
1	Oct. 6	vs. NYI	4-4 T	0-0-1	1
2	Oct. 8	at LAK	5-6 L(OT)	0-1-1	1
3	Oct. 10	vs. DET	5-2 W	1-1-1	3
4	Oct. 14	vs. EDM	6-1 W	2-1-1	5
5	Oct. 17	vs. LAK	11-4 W	3-1-1	7
6	Oct. 19	vs. MNS	2-1 W	4-1-1	9
7	Oct. 22	at TOR	3-3 T	4-1-2	10
8	Oct. 23	at PHI	5-4 W(OT)	5-1-2	12
9	Oct. 25	at PIT	1-6 L	5-2-3	12
10	Oct. 28	vs. WSH	2-2 T	5-2-3	13
11	Oct. 30	at VAN	1-2 L	5-3-3	13
12	Oct. 31	vs. CHI	6-3 W	6-3-3	15
13	Nov. 3	vs. STL	6-1 W	7-3-3	17
14	Nov. 5	vs. BUF	9-0 W	8-3-3	19
15	Nov. 7	vs. HFD	6-3 W	9-3-3	21
16	Nov. 9	at BUF	2-3 L	9-4-3	21
17	Nov. 10	at PHI	3-2 W(OT)	10-4-3	23
18	Nov. 12	at BOS	2-1 W	11-4-3	25
19	Nov. 15	at NYI	5-1 W	12-4-3	27
20	Nov. 17	at NJD	5-3 W	13-4-3	29
21	Nov. 19	at HFD	5-2 W	14-4-3	31
22	Nov. 23	vs. NJD	3-2 W	15-4-3	33
23	Nov. 26	vs. LAK	4-1 W	16-4-3	35
24	Nov. 29	vs. VAN	3-3 T	16-4-4	36
25	Dec. 1	vs. NYR	6-3 W	17-4-4	38
26	Dec. 2	at EDM	7-4 W	18-4-4	40
27	Dec. 4	at WPG	6-3 W	19-4-4	42
28	Dec. 6	vs. QUE	3-2 W	20-4-4	44
29	Dec. 8	vs. EDM	5-3 W	21-4-4	46
30	Dec. 10	at HFD	1-4 L	21-5-4	46
31	Dec. 12	at TOR	4-4 T	21-5-5	47
32	Dec. 15	vs. VAN	2-0 W	22-5-5	49
33	Dec. 16	at VAN	5-3 W	23-5-5	51
34	Dec. 20	at LAK	3-7 L	23-6-5	51
35	Dec. 23	at EDM	1-4 L	23-7-5	51
36	Dec. 26	at VAN	3-2 W(OT)	24-7-5	53
37	Dec. 29	vs. MTL	3-4 L	24-8-5	53
38	Dec. 31	vs. WPG	4-4 T	24-8-6	54
39	Jan. 3	vs. QUE	5-1 W	25-8-6	56
40	Jan. 5	vs. LAK	8-6 W	26-8-6	58
41	Jan. 7	vs. EDM	7-2 W	27-8-6	60
42	Jan. 8	at EDM	0-6 L	27-9-6	60
43	Jan. 11	vs. WPG	8-3 W	28-9-6	62
44	Jan. 14	at MNS	1-1 T	28-9-7	63
45	Jan. 15	at BUF	2-3 L	28-10-7	63
46	Jan. 17	at DET	7-1 W	29-10-7	65
47	Jan. 19	at BOS	7-2 W	30-10-7	67
48	Jan. 21	at QUE	3-4 L	30-11-7	67
49	Jan. 23	at MTL	3-1 W	31-11-7	69
50	Jan. 26	vs. NYR	5-3 W	32-11-7	71
51	Jan. 28	vs. CHI	5-4 W(OT)	33-11-7	73
52	Jan. 29	at VAN	4-4 T	33-11-8	74
53	Jan. 31	at LAK	8-5 W	34-11-8	76
54	Feb. 2	vs. DET	3-2 W(OT)	35-11-8	78
55	Feb. 4	vs. VAN	5-2 W	36-11-8	80
56	Feb. 5	vs. VAN	5-4 W	37-11-8	82
57	Feb. 9	at STL	5-3 W	38-11-8	84
58	Feb. 11	at WSH	2-1 W	39-11-8	86
59	Feb. 12	at PIT	4-2 W	40-11-8	88
60	Feb. 15	at WPG	6-1 W	41-11-8	90
61	Feb. 18	vs. BOS	3-4 L	41-12-8	90
62	Feb. 20	vs. WSH	6-2 W	42-12-8	92
63	Feb. 22	vs. TOR	3-4 L(OT)	42-13-8	92
64	Feb. 24	vs. STL	4-3 W	43-13-8	94
65	Feb. 26	at WPG	0-1 L	43-14-8	94
66	Feb. 27	vs. PHI	6-3 W	44-14-8	96
67	Mar. 2	vs. MTL	2-3 L	44-15-8	96
68	Mar. 7	vs. WPG	9-5 W	45-15-8	98
69	Mar. 9	vs. PIT	10-3 W	46-15-8	100
70	Mar. 11	at EDM	5-5 T	46-15-9	101
71	Mar. 13	at NYR	3-4 L	46-16-9	101
72	Mar. 14	at NJD	5-1 W	47-16-9	103
73	Mar. 18	at LAK	9-3 W	48-16-9	105
74	Mar. 21	vs. NYI	4-1 W	49-16-9	107
75	Mar. 23	vs. LAK	4-2 W	50-16-9	109
76	Mar. 24	at WPG	3-4 L(OT)	50-17-9	109
77	Mar. 26	at CHI	7-5 W	51-17-9	111
78	Mar. 27	at MNS	3-2 W	52-17-9	113
79	Mar. 31	vs. WPG	4-1 W	53-17-9	115
80	Apr. 2	vs. EDM	4-2 W	54-17-9	117

1987–88

	DATE	OPP.	RESULT	RECORD	PTS
1	Oct. 8	vs. DET	5-1 W	1-0-0	2
2	Oct. 10	vs. WPG	1-5 L	1-1-0	2
3	Oct. 12	at WPG	2-3 L	1-2-0	2
4	Oct. 14	at EDM	5-4 W	2-2-0	4
5	Oct. 16	vs. EDM	2-5 L	2-3-0	4
6	Oct. 18	vs. BOS	5-6 L(OT)	2-4-0	4
7	Oct. 20	at NYI	4-5 L	2-5-0	4
8	Oct. 21	at NYR	5-4 W	3-5-0	6
9	Oct. 24	at QUE	7-5 W	4-5-0	8
10	Oct. 26	at MTL	5-3 W	5-5-0	10
11	Oct. 30	at VAN	3-3 T	5-5-1	11
12	Nov. 3	vs. NYR	5-3 W	6-5-1	13
13	Nov. 5	vs. EDM	4-4 T	6-5-2	14
14	Nov. 8	vs. BUF	3-6 L	6-6-2	14
15	Nov. 10	at WPG	3-4 L	6-7-2	14
16	Nov. 11	at MNS	4-3 W	7-7-2	16
17	Nov. 13	vs. LAK	10-7 W	8-7-2	18
18	Nov. 15	vs. VAN	8-4 W	9-7-2	20
19	Nov. 17	vs. BOS	3-6 L	9-8-2	20
20	Nov. 19	vs. QUE	9-1 W	10-8-2	22
21	Nov. 21	vs. PIT	4-4 T	10-8-3	23
22	Nov. 23	vs. NJD	9-2 W	11-8-3	25
23	Nov. 25	at VAN	4-2 W	12-8-3	27
24	Nov. 28	at LAK	8-4 W	13-8-3	29
25	Nov. 30	vs. CHI	4-0 W	14-8-3	31
26	Dec. 3	vs. TOR	5-3 W	15-8-3	33
27	Dec. 5	vs. MNS	4-4 T	15-8-4	34
28	Dec. 8	at WSH	5-4 W	16-8-4	36
29	Dec. 9	at PIT	2-5 L	16-9-4	36
30	Dec. 11	at NJD	5-1 W	17-9-4	38
31	Dec. 13	at BUF	7-1 W	18-9-4	40
32	Dec. 16	vs. WPG	5-4 W	19-9-4	42
33	Dec. 19	at LAK	4-1 W	20-9-4	44
34	Dec. 20	vs. LAK	3-6 L	20-10-4	44
35	Dec. 22	vs. HFD	6-5 W(OT)	21-10-4	46
36	Dec. 26	vs. EDM	4-5 L	21-11-4	46
37	Dec. 28	vs. MTL	9-3 W	22-11-4	48
38	Dec. 31	vs. PHI	5-4 W	23-11-4	50
39	Jan. 2	at STL	3-5 L	23-11-4	50
40	Jan. 3	at CHI	5-3 W	24-12-4	52
41	Jan. 6	vs. WPG	6-1 W	25-12-4	54
42	Jan. 8	vs. NYI	7-4 W	26-12-4	56
43	Jan. 10	vs. WSH	8-2 W	27-12-4	58
44	Jan. 13	at EDM	3-5 L	27-13-4	58
45	Jan. 15	at VAN	4-4 T	27-13-5	59
46	Jan. 19	vs. VAN	7-5 W	28-13-5	61
47	Jan. 21	vs. LAK	4-5 L(OT)	28-14-5	61
48	Jan. 23	at DET	4-4 T	28-14-6	62
49	Jan. 25	at TOR	11-3 W	29-14-6	64
50	Jan. 27	vs. HFD	5-1 W	30-14-6	66
51	Jan. 29	at EDM	5-4 W	31-14-6	68
52	Jan. 30	vs. VAN	4-3 W	32-14-6	70
53	Feb. 1	vs. NJD	4-5 L	32-15-6	70
54	Feb. 3	at WPG	0-9 L	32-16-6	70
55	Feb. 5	at DET	1-5 L	32-17-6	70
56	Feb. 7	at LAK	5-2 W	33-17-6	72
57	Feb. 12	at PHI	3-2 W	34-17-6	74
58	Feb. 14	at WSH	4-5 L(OT)	34-18-6	74
59	Feb. 16	at NYI	3-9 L	34-19-6	74
60	Feb. 17	at NYR	3-5 L	34-20-6	74
61	Feb. 20	at STL	6-3 W	35-20-6	76
62	Feb. 21	at CHI	3-3 T	35-20-7	77
63	Feb. 26	at VAN	5-3 W	36-20-7	79
64	Feb. 28	at EDM	3-2 W	37-20-7	81
65	Mar. 3	vs. PHI	6-3 W	38-20-7	83
66	Mar. 5	vs. EDM	7-4 W	39-20-7	85
67	Mar. 7	vs. PIT	4-5 L	39-21-7	85
68	Mar. 9	at WPG	6-6 T	39-21-8	86
69	Mar. 10	vs. WPG	5-3 W	40-21-8	88
70	Mar. 12	vs. BUF	10-4 W	41-21-8	90
71	Mar. 15	at HFD	8-6 W	42-21-8	92
72	Mar. 17	at BOS	7-5 W	43-21-8	94
73	Mar. 19	at QUE	5-4 W(OT)	44-21-8	96
74	Mar. 21	at MTL	3-3 T	44-21-9	97
75	Mar. 24	vs. TOR	7-1 W	45-21-9	99
76	Mar. 26	vs. VAN	6-1 W	46-21-9	101
77	Mar. 28	vs. STL	7-2 W	47-21-9	103
78	Mar. 30	at LAK	7-9 L	47-22-9	103
79	Apr. 1	vs. LAK	3-6 L	47-23-9	103
80	Apr. 3	vs. MNS	4-1 W	48-23-9	105

1986–87

	DATE	OPP.	RESULT	RECORD	PTS
1	Oct. 9	at BOS	5-3 W	1-0-0	2
2	Oct. 11	at HFD	5-6 L	1-1-0	2
3	Oct. 12	at BUF	4-2 W	2-1-0	4
4	Oct. 16	vs. QUE	2-4 L	2-2-0	4
5	Oct. 18	vs. DET	3-5 L	2-3-0	4
6	Oct. 22	vs. EDM	6-3 W	3-3-0	6
7	Oct. 24	at WPG	2-5 L	3-4-0	6
8	Oct. 26	vs. BOS	0-6 L	3-5-0	6
9	Oct. 28	at MNS	4-7 L	3-6-0	6
10	Oct. 29	at WPG	2-6 L	3-7-0	6
11	Nov. 1	vs. WSH	4-1 W	4-7-0	8
12	Nov. 3	vs. LAK	4-2 W	5-7-0	10
13	Nov. 5	at EDM	3-1 W	6-7-0	12
14	Nov. 7	vs. EDM	6-4 W	7-7-0	14
15	Nov. 9	vs. MTL	3-0 W	8-7-0	16
16	Nov. 11	vs. VAN	5-3 W	9-7-0	18
17	Nov. 13	vs. HFD	4-3 W	10-7-0	20
18	Nov. 15	at LAK	1-4 L	10-8-0	20
19	Nov. 18	at VAN	0-5 L	10-9-0	20
20	Nov. 20	vs. PIT	2-5 L	10-10-0	20
21	Nov. 22	vs. NYR	8-5 W	11-10-0	22
22	Nov. 24	vs. EDM	6-5 W	12-10-0	24
23	Nov. 27	vs. WPG	3-4 L	12-11-0	24
24	Nov. 29	vs. CHI	5-4 W	13-11-0	26
25	Dec. 2	vs. NYI	3-3 T	13-11-1	27
26	Dec. 4	vs. CHI	4-1 W	14-11-1	29
27	Dec. 6	at QUE	3-2 W	15-11-1	31
28	Dec. 8	at MTL	3-5 L	15-12-1	31
29	Dec. 10	at PIT	6-4 W	16-12-1	33
30	Dec. 11	at PHI	3-5 L	16-13-1	33
31	Dec. 13	at LAK	6-3 W	17-13-1	35
32	Dec. 16	vs. DET	8-3 W	18-13-1	37
33	Dec. 18	vs. QUE	6-2 W	19-13-1	39
34	Dec. 20	at VAN	5-3 W	20-13-1	41
35	Dec. 22	vs. LAK	3-5 L	20-14-1	41
36	Dec. 28	at BUF	4-1 W	21-14-1	43
37	Dec. 30	at NJD	4-3 W	22-14-1	45
38	Dec. 31	at DET	4-6 L	22-15-1	45
39	Jan. 3	at STL	4-7 L	22-16-1	45
40	Jan. 4	at CHI	4-1 W	23-16-1	47
41	Jan. 8	vs. LAK	5-4 W	24-16-1	49
42	Jan. 10	vs. STL	5-2 W	25-16-1	51
43	Jan. 11	at EDM	3-5 L	25-17-1	51
44	Jan. 14	vs. NYR	5-8 L	25-18-1	51
45	Jan. 16	at VAN	5-9 L	25-19-1	51
46	Jan. 17	vs. VAN	3-4 L	25-20-1	51
47	Jan. 20	at NYI	3-1 W	26-20-1	53
48	Jan. 22	at NJD	5-7 L	26-21-1	53
49	Jan. 24	at BOS	3-5 L	26-22-1	53
50	Jan. 26	at TOR	6-5 W(OT)	27-22-1	55
51	Jan. 29	vs. MNS	3-3 T	27-22-2	56
52	Jan. 31	vs. NJD	5-3 W	28-22-2	58
53	Feb. 3	vs. VAN	2-4 L	28-23-2	58
54	Feb. 5	vs. STL	1-2 L	28-24-2	58
55	Feb. 7	vs. NYI	4-1 W	29-24-2	60
56	Feb. 8	at VAN	3-2 W	30-24-2	62
57	Feb. 14	at MNS	3-2 W	31-24-2	64
58	Feb. 16	at PHI	5-0 W	32-24-2	66
59	Feb. 17	at PIT	3-1 W	33-24-2	68
60	Feb. 20	vs. TOR	7-2 W	34-24-2	70
61	Feb. 22	vs. WSH	2-5 L	34-25-2	70
62	Feb. 24	vs. VAN	2-0 W	35-25-2	72
63	Feb. 26	vs. PHI	4-3 W	36-25-2	74
64	Feb. 28	vs. WPG	5-3 W	37-25-2	76
65	Mar. 1	at WPG	3-6 L	37-26-2	76
66	Mar. 3	vs. MTL	2-4 L	37-27-2	76
67	Mar. 5	vs. LAK	7-2 W	38-27-2	78
68	Mar. 8	at NYR	7-4 W	39-27-2	80
69	Mar. 10	at WSH	6-3 W	40-27-2	82
70	Mar. 11	at HFD	6-1 W	41-27-2	84
71	Mar. 14	at TOR	4-6 L	41-28-2	84
72	Mar. 17	vs. BUF	6-2 W	42-28-2	86
73	Mar. 19	vs. EDM	5-4 W	43-28-2	88
74	Mar. 20	at EDM	6-3 W	44-28-2	90
75	Mar. 25	at WPG	1-10 L	44-29-2	90
76	Mar. 26	vs. WPG	3-1 W	45-29-2	92
77	Mar. 28	at LAK	4-3 W	46-29-2	94
78	Mar. 30	at LAK	4-5 L	46-30-2	94
79	Apr. 2	at EDM	4-4 T	46-30-3	95
80	Apr. 5	vs. WPG	1-3 L	46-31-3	95

1985–86

	DATE	OPP.	RESULT	RECORD	PTS
1	Oct. 11	vs. WPG	8-3 W	1-0-0	2
2	Oct. 13	at LAK	9-2 W	2-0-0	4
3	Oct. 16	vs. STL	1-2 L	2-1-0	4
4	Oct. 19	vs. BOS	3-6 L	2-2-0	4
5	Oct. 20	at WPG	5-8 L	2-3-0	4
6	Oct. 23	vs. WSH	4-2 W	3-3-0	6
7	Oct. 25	at EDM	3-5 L	3-4-0	6
8	Oct. 26	vs. DET	7-4 W	4-4-0	8
9	Oct. 28	vs. EDM	4-6 L	4-5-0	8
10	Oct. 30	vs. BUF	4-2 W	5-5-0	10
11	Nov. 2	vs. TOR	4-2 W	6-5-0	12
12	Nov. 5	at NYI	4-4 T	6-5-1	13
13	Nov. 6	at NJD	5-2 W	7-5-1	15
14	Nov. 9	at WSH	5-4 W	8-5-1	17
15	Nov. 10	at BUF	1-5 L	8-6-1	17
16	Nov. 13	vs. WPG	3-3 T	8-6-2	18
17	Nov. 16	vs. NJD	7-2 W	9-6-2	20
18	Nov. 17	at WPG	5-4 W	10-6-2	22
19	Nov. 19	vs. MNS	3-3 T	10-6-3	23
20	Nov. 23	at MTL	3-4 L	10-7-3	23
21	Nov. 26	at QUE	3-1 W	11-7-3	25
22	Nov. 27	at NYR	5-2 W	12-7-3	27
23	Nov. 30	vs. NYI	4-3 W	13-7-3	29
24	Dec. 1	at EDM	3-5 L	13-8-3	29
25	Dec. 4	vs. HFD	8-5 W	14-8-3	31
26	Dec. 6	vs. CHI	5-2 W	15-8-3	33
27	Dec. 10	vs. LAK	6-5 W	16-8-3	35
28	Dec. 12	vs. LAK	5-0 W	17-8-3	37
29	Dec. 14	at VAN	3-4 L	17-9-3	37
30	Dec. 17	at PIT	3-4 L	17-10-3	37
31	Dec. 18	at HFD	3-4 L	17-11-3	37
32	Dec. 20	at STL	2-5 L	17-12-3	37
33	Dec. 22	at CHI	4-5 L(OT)	17-13-3	37
34	Dec. 28	vs. PHI	5-6 L	17-14-3	37
35	Dec. 31	at MNS	3-6 L	17-15-3	37
36	Jan. 2	vs. EDM	3-4 L	17-16-3	37
37	Jan. 4	vs. MTL	5-6 L	17-17-3	37
38	Jan. 5	at EDM	3-6 L	17-18-3	37
39	Jan. 7	vs. HFD	1-9 L	17-19-3	37
40	Jan. 9	vs. VAN	5-4 W(OT)	18-19-3	39
41	Jan. 12	at PHI	0-3 L	18-20-3	39
42	Jan. 14	at WSH	4-3 W	19-20-3	41
43	Jan. 16	at BOS	2-3 L	19-21-3	41
44	Jan. 18	at DET	7-4 W	20-21-3	43
45	Jan. 19	at TOR	9-5 W	21-21-3	45
46	Jan. 22	vs. NJD	6-6 T	21-21-4	46
47	Jan. 25	vs. PIT	5-2 W	22-21-4	48
48	Jan. 27	vs. LAK	6-3 W	23-21-4	50
49	Jan. 29	at VAN	4-4 T	23-21-5	51
50	Jan. 31	at EDM	4-7 L	23-22-5	51
51	Feb. 1	vs. EDM	4-4 T	23-22-6	52
52	Feb. 6	vs. LAK	7-2 W	24-22-6	54
53	Feb. 9	at LAK	7-3 W	25-22-6	56
54	Feb. 12	vs. WPG	4-2 W	26-22-6	58
55	Feb. 14	vs. BUF	3-3 T	26-22-7	59
56	Feb. 16	vs. QUE	3-6 L	26-23-7	59
57	Feb. 18	vs. BOS	7-4 W	27-23-7	61
58	Feb. 20	vs. TOR	6-7 L(OT)	27-24-7	61
59	Feb. 21	at VAN	4-0 W	28-24-7	63
60	Feb. 23	at CHI	2-6 L	28-25-7	63
61	Feb. 25	at STL	4-1 W	29-25-7	65
62	Feb. 27	vs. PHI	7-4 W	30-25-7	67
63	Mar. 1	vs. VAN	3-2 W	31-25-7	69
64	Mar. 2	at LAK	5-1 W	32-25-7	71
65	Mar. 4	vs. PIT	6-3 W	33-25-7	73
66	Mar. 6	vs. NYR	2-5 L	33-26-7	73
67	Mar. 9	at DET	3-3 T	33-26-8	74
68	Mar. 11	at NYI	4-8 L	33-27-8	74
69	Mar. 12	at NYR	3-2 W	34-27-8	76
70	Mar. 14	at QUE	2-6 L	34-28-8	76
71	Mar. 15	at MTL	5-3 W	35-28-8	78
72	Mar. 19	vs. MNS	5-6 L	35-29-8	78
73	Mar. 21	vs. VAN	5-5 T	35-29-9	79
74	Mar. 23	at WPG	7-4 W	36-29-9	81
75	Mar. 26	at LAK	3-7 L	36-30-9	81
76	Mar. 28	vs. WPG	6-3 W	37-30-9	83
77	Mar. 30	at VAN	2-4 L	37-31-9	83
78	Apr. 1	vs. VAN	6-5 W	38-31-9	85
79	Apr. 4	vs. EDM	9-3 W	39-31-9	87
80	Apr. 6	at WPG	6-4 W	40-31-9	89

1984–85

	DATE	OPP.	RESULT	RECORD	PTS
1	Oct. 11	vs. STL	2-4 L	0-1-0	0
2	Oct. 13	vs. QUE	7-2 W	1-1-0	2
3	Oct. 14	at VAN	7-5 W	2-1-0	4
4	Oct. 17	vs. WPG	7-4 W	3-1-0	6
5	Oct. 19	vs. BOS	8-2 W	4-1-0	8
6	Oct. 21	at EDM	4-6 L	4-2-0	8
7	Oct. 23	vs. HFD	9-4 W	5-2-0	10
8	Oct. 25	vs. WSH	5-3 W	6-2-0	12
9	Oct. 27	at TOR	5-3 W	7-2-0	14
10	Oct. 28	at BUF	2-6 L	7-3-0	14
11	Oct. 31	at WSH	3-4 L(OT)	7-4-0	14
12	Nov. 1	at DET	9-5 W	8-4-0	16
13	Nov. 4	at STL	2-5 L	8-5-0	16
14	Nov. 7	vs. CHI	3-5 L	8-6-0	16
15	Nov. 10	vs. MTL	3-3 T	8-6-1	17
16	Nov. 13	vs. DET	5-4 W(OT)	9-6-1	19
17	Nov. 15	vs. EDM	6-2 W	10-6-1	21
18	Nov. 16	at WPG	6-2 W	11-6-1	23
19	Nov. 19	at LAK	4-5 L	11-7-1	23
20	Nov. 21	vs. VAN	6-4 W	12-7-1	25
21	Nov. 23	vs. STL	1-3 L	12-8-1	25
22	Nov. 25	at VAN	4-2 W	13-8-1	27
23	Nov. 28	vs. NYI	5-2 W	14-8-1	29
24	Dec. 1	at MNS	8-4 W	15-8-1	31
25	Dec. 2	at WPG	6-8 L	15-9-1	31
26	Dec. 5	at NYR	4-4 T	15-9-2	32
27	Dec. 7	at NJD	3-3 T	15-9-3	33
28	Dec. 8	at PIT	4-6 L	15-10-3	33
29	Dec. 12	vs. WPG	9-2 W	16-10-3	35
30	Dec. 15	at LAK	5-6 L	16-11-3	35
31	Dec. 18	vs. LAK	3-6 L	16-12-3	35
32	Dec. 20	vs. VAN	9-1 W	17-12-3	37
33	Dec. 22	at EDM	1-7 L	17-13-3	37
34	Dec. 23	at VAN	5-4 W	18-13-3	39
35	Dec. 26	vs. EDM	5-6 L	18-14-3	39
36	Dec. 28	vs. DET	3-4 L	18-15-3	39
37	Dec. 30	at CHI	5-2 W	19-15-3	41
38	Jan. 1	at WPG	5-3 W	20-15-3	43
39	Jan. 3	vs. PHI	4-3 W	21-15-3	45
40	Jan. 5	vs. MNS	4-4 T	21-15-4	46
41	Jan. 9	vs. LAK	4-4 T	21-15-5	47
42	Jan. 11	at QUE	0-4 L	21-16-5	47
43	Jan. 13	at PHI	1-7 L	21-17-5	47
44	Jan. 15	at HFD	5-2 W	22-17-5	49
45	Jan. 17	at BOS	4-3 W	23-17-5	51
46	Jan. 21	at VAN	3-3 T	23-17-6	52
47	Jan. 23	vs. NJD	6-3 W	24-17-6	54
48	Jan. 25	vs. PIT	6-6 T	24-17-7	55
49	Jan. 26	vs. VAN	6-2 W	25-17-7	57
50	Jan. 28	at EDM	3-4 L	25-18-7	57
51	Jan. 29	vs. EDM	2-4 L	25-19-7	57
52	Jan. 31	vs. NYR	7-2 W	26-19-7	59
53	Feb. 3	at BUF	1-6 L	26-20-7	59
54	Feb. 5	at MTL	4-2 W	27-20-7	61
55	Feb. 6	at HFD	7-4 W	28-20-7	63
56	Feb. 9	vs. BUF	1-6 L	28-21-7	63
57	Feb. 14	vs. WSH	3-4 L	28-22-7	63
58	Feb. 16	vs. WPG	8-4 W	29-22-7	65
59	Feb. 19	at NYI	4-8 L	29-23-7	65
60	Feb. 20	at PIT	3-6 L	29-24-7	65
61	Feb. 23	at NJD	5-1 W	30-24-7	67
62	Feb. 24	at PHI	1-4 L	30-25-7	67
63	Feb. 27	vs. NYI	3-1 W	31-25-7	69
64	Mar. 1	vs. MTL	6-4 W	32-25-7	71
65	Mar. 3	vs. LAK	7-0 W	33-25-7	73
66	Mar. 5	vs. EDM	3-5 L	33-26-7	73
67	Mar. 7	vs. NYR	11-5 W	34-26-7	75
68	Mar. 9	vs. QUE	2-2 T	34-26-8	76
69	Mar. 13	at TOR	5-3 W	35-26-8	78
70	Mar. 16	at BOS	5-3 W	36-26-8	80
71	Mar. 18	at MNS	4-4 T	36-26-9	81
72	Mar. 20	vs. TOR	7-4 W	37-26-9	83
73	Mar. 22	vs. CHI	1-3 L	37-27-9	83
74	Mar. 23	at LAK	4-3 W	38-27-9	85
75	Mar. 27	at LAK	4-2 W	39-27-9	87
76	Mar. 29	vs. LAK	3-0 W	40-27-9	89
77	Mar. 31	at WPG	4-4 T	40-27-10	90
78	Apr. 3	vs. VAN	5-3 W	41-27-10	92
79	Apr. 5	at EDM	5-5 T	41-27-11	93
80	Apr. 7	vs. WPG	4-4 T	41-27-12	94

1983–84

	DATE	OPP.	RESULT	RECORD	PTS
1	Oct. 5	at VAN	5-3 W	1-0-0	2
2	Oct. 9	at WPG	1-1 T	1-0-1	3
3	Oct. 12	at MNS	5-7 L	1-1-1	3
4	Oct. 15	vs. EDM	3-4 L	1-2-1	3
5	Oct. 16	at EDM	1-5 L	1-3-1	3
6	Oct. 18	at NYI	4-3 W	2-3-1	5
7	Oct. 19	at NYR	1-3 L	2-4-1	5
8	Oct. 22	at DET	1-4 L	2-5-1	5
9	Oct. 23	at CHI	4-7 L	2-6-1	5
10	Oct. 26	vs. STL	5-4 W	3-6-1	7
11	Oct. 28	vs. WPG	7-1 W	4-6-1	9
12	Oct. 30	vs. VAN	4-3 W(OT)	5-6-1	11
13	Nov. 3	vs. PIT	3-3 T	5-6-2	12
14	Nov. 5	vs. TOR	5-3 W	6-6-2	14
15	Nov. 8	at PIT	4-4 T	6-6-3	15
16	Nov. 9	at NYR	3-4 L	6-7-3	15
17	Nov. 12	at NJD	4-3 W(OT)	7-7-3	17
18	Nov. 13	at BUF	2-11 L	7-8-3	17
19	Nov. 17	vs. NJD	5-4 W	8-8-3	19
20	Nov. 19	vs. BUF	2-5 L	8-9-3	19
21	Nov. 21	vs. LAK	7-4 W	9-9-3	21
22	Nov. 24	vs. WPG	4-4 T	9-9-4	22
23	Nov. 26	at LAK	4-1 W	10-9-4	24
24	Nov. 29	vs. PHI	5-8 L	10-10-4	24
25	Dec. 1	vs. NYI	6-2 W	11-10-4	26
26	Dec. 3	at MTL	2-4 L	11-11-4	26
27	Dec. 6	at QUE	1-8 L	11-12-4	26
28	Dec. 8	at WSH	3-4 L	11-13-4	26
29	Dec. 10	at TOR	3-3 T	11-13-5	27
30	Dec. 14	vs. QUE	4-2 W	12-13-5	29
31	Dec. 16	at VAN	3-5 L	12-14-5	29
32	Dec. 19	vs. WPG	7-6 W	13-14-5	31
33	Dec. 21	at MTL	4-7 L	13-15-5	31
34	Dec. 23	at EDM	5-5 T	13-15-6	32
35	Dec. 26	vs. EDM	3-6 L	13-16-6	32
36	Dec. 28	vs. BOS	3-5 L	13-17-6	32
37	Dec. 30	vs. VAN	5-1 W	14-17-6	34
38	Jan. 1	at WPG	3-3 T	14-17-7	35
39	Jan. 3	vs. EDM	6-9 L	14-18-7	35
40	Jan. 5	vs. MNS	5-4 W	15-18-7	37
41	Jan. 7	at LAK	1-7 L	15-19-7	37
42	Jan. 11	vs. WPG	9-5 W	16-19-7	39
43	Jan. 13	vs. HFD	3-3 T	16-19-8	40
44	Jan. 15	vs. WSH	3-2 W	17-19-8	42
45	Jan. 17	at STL	2-2 T	17-19-9	43
46	Jan. 18	at DET	4-2 W	18-19-9	45
47	Jan. 21	at MTL	3-2 W	19-19-9	47
48	Jan. 25	vs. NJD	2-2 T	19-19-10	48
49	Jan. 27	vs. LAK	2-2 T	19-19-11	49
50	Feb. 2	vs. NYR	8-1 W	20-19-11	51
51	Feb. 3	at EDM	5-10 L	20-20-11	51
52	Feb. 5	vs. VAN	4-2 W	21-20-11	53
53	Feb. 7	at STL	2-1 W	22-20-11	55
54	Feb. 8	at WSH	1-6 L	22-21-11	55
55	Feb. 11	at HFD	6-3 W	23-21-11	57
56	Feb. 12	at CHI	6-4 W	24-21-11	59
57	Feb. 16	vs. PIT	10-3 W	25-21-11	61
58	Feb. 18	vs. BOS	5-5 T	25-21-12	62
59	Feb. 19	at VAN	2-5 L	25-22-12	62
60	Feb. 21	vs. TOR	2-2 T	25-22-13	63
61	Feb. 23	vs. VAN	3-2 W(OT)	26-22-13	65
62	Feb. 24	at EDM	3-5 L	26-23-13	65
63	Feb. 26	at LAK	5-2 W	27-23-13	67
64	Feb. 28	vs. LAK	9-1 W	28-23-13	69
65	Mar. 1	vs. PHI	5-1 W	29-23-13	71
66	Mar. 3	vs. MTL	1-3 L	29-24-13	71
67	Mar. 6	at QUE	3-4 L	29-25-13	71
68	Mar. 8	at BOS	2-3 L	29-26-13	71
69	Mar. 10	at NYI	5-4 W(OT)	30-26-13	73
70	Mar. 11	at PHI	2-3 L	30-27-13	73
71	Mar. 14	vs. BUF	2-4 L	30-28-13	73
72	Mar. 16	vs. CHI	6-5 W	31-28-13	75
73	Mar. 18	at WPG	4-3 W	32-28-13	77
74	Mar. 20	vs. HFD	4-1 W	33-28-13	79
75	Mar. 22	vs. DET	4-6 L	33-29-13	79
76	Mar. 25	at VAN	4-4 T	33-29-14	80
77	Mar. 27	vs. EDM	2-9 L	33-30-14	80
78	Mar. 29	vs. EDM	3-6 L	33-31-14	80
79	Mar. 31	vs. MNS	10-3 W	34-31-14	82
80	Apr. 1	at WPG	2-3 L	34-32-14	82

1982–83

	DATE	OPP.	RESULT	RECORD	PTS
1	Oct. 5	at EDM	5-7 L	0-1-0	0
2	Oct. 7	vs. NYI	4-5 L	0-2-0	0
3	Oct. 9	at LAK	1-3 L	0-3-0	0
4	Oct. 12	vs. EDM	9-4 W	1-3-0	2
5	Oct. 14	vs. DET	6-4 W	2-3-0	4
6	Oct. 16	at MNS	4-8 L	2-4-0	4
7	Oct. 17	at WPG	5-5 T	2-4-1	5
8	Oct. 19	vs. BOS	1-3 L	2-5-1	5
9	Oct. 21	vs. HFD	10-3 W	3-5-1	7
10	Oct. 23	at TOR	5-5 T	3-5-2	8
11	Oct. 26	at NYI	2-7 L	3-6-2	8
12	Oct. 27	at NYR	4-7 L	3-7-2	8
13	Oct. 30	at PIT	4-1 W	4-7-2	10
14	Nov. 1	at NJD	6-3 W	5-7-2	12
15	Nov. 4	vs. WPG	7-5 W	6-7-2	14
16	Nov. 6	vs. NYR	2-2 T	6-7-3	15
17	Nov. 7	at WPG	2-5 L	6-8-3	15
18	Nov. 9	vs. LAK	5-4 W	7-8-3	17
19	Nov. 13	at PIT	3-1 W	8-8-3	19
20	Nov. 16	at WSH	3-5 L	8-9-3	19
21	Nov. 18	at PHI	2-3 L	8-10-3	19
22	Nov. 20	at HFD	4-4 T	8-10-4	20
23	Nov. 21	at BOS	1-2 L	8-11-4	20
24	Nov. 23	vs. WSH	6-3 W	9-11-4	22
25	Nov. 25	vs. QUE	2-3 L	9-12-4	22
26	Nov. 27	vs. NJD	3-4 L	9-13-4	22
27	Nov. 29	at MNS	3-3 T	9-13-5	23
28	Dec. 1	at LAK	1-4 L	9-14-5	23
29	Dec. 3	at VAN	5-4 W	10-15-4	25
30	Dec. 4	at EDM	5-7 L	10-15-5	25
31	Dec. 7	vs. LAK	4-4 T	10-15-6	26
32	Dec. 9	vs. STL	2-7 L	10-16-6	26
33	Dec. 10	at WPG	6-4 W	11-16-6	28
34	Dec. 12	at DET	3-7 L	11-17-6	28
35	Dec. 16	vs. VAN	2-3 L	11-18-6	28
36	Dec. 18	vs. MTL	4-5 L	11-19-6	28
37	Dec. 21	vs. MNS	6-4 W	12-19-6	30
38	Dec. 23	at VAN	6-3 W	13-19-6	32
39	Dec. 26	vs. EDM	4-4 T	13-19-7	33
40	Dec. 28	vs. CHI	3-2 W	14-19-7	35
41	Dec. 30	vs. PHI	3-6 L	14-20-7	35
42	Jan. 4	vs. EDM	3-6 L	14-21-7	35
43	Jan. 6	vs. WPG	5-1 W	15-21-7	37
44	Jan. 8	vs. DET	5-2 W	16-21-7	39
45	Jan. 12	at VAN	6-4 W	17-21-7	41
46	Jan. 13	vs. VAN	5-2 W	18-21-7	43
47	Jan. 15	at QUE	2-7 L	18-22-7	43
48	Jan. 18	at MTL	2-7 L	18-23-7	43
49	Jan. 20	at PHI	2-5 L	18-24-7	43
50	Jan. 22	at STL	7-6 W	19-24-7	45
51	Jan. 25	at LAK	8-6 W	20-24-7	47
52	Jan. 27	vs. TOR	3-1 W	21-24-7	49
53	Jan. 29	at EDM	4-5 L	21-25-7	49
54	Feb. 1	vs. NYI	2-2 T	21-25-8	50
55	Feb. 3	vs. MTL	7-3 W	22-25-8	52
56	Feb. 5	vs. PIT	7-4 W	23-25-8	54
57	Feb. 10	vs. QUE	3-3 T	23-25-9	55
58	Feb. 12	vs. BUF	4-2 W	24-25-9	57
59	Feb. 16	at CHI	3-5 L	24-26-9	57
60	Feb. 18	at BUF	1-5 L	24-27-9	57
61	Feb. 19	at TOR	3-5 L	24-28-9	57
62	Feb. 22	vs. EDM	4-1 W	25-28-9	59
63	Feb. 24	vs. WSH	2-4 L	25-29-9	59
64	Feb. 26	vs. STL	7-2 W	26-29-9	61
65	Feb. 27	at VAN	2-6 L	26-30-9	61
66	Mar. 1	vs. VAN	8-1 W	27-30-9	63
67	Mar. 5	vs. LAK	4-4 T	27-30-10	64
68	Mar. 8	at LAK	4-6 L	27-31-10	64
69	Mar. 10	vs. WPG	6-3 W	28-31-10	66
70	Mar. 12	vs. NYR	1-4 L	28-32-10	66
71	Mar. 14	at NJD	7-0 W	29-32-10	68
72	Mar. 16	at BUF	3-5 L	29-33-10	68
73	Mar. 19	at BOS	2-2 T	29-33-11	69
74	Mar. 20	at HFD	2-2 T	29-33-12	70
75	Mar. 24	vs. CHI	6-5 W	30-33-12	72
76	Mar. 26	vs. WPG	2-5 L	30-34-12	72
77	Mar. 27	at WPG	4-3 W	31-34-12	74
78	Mar. 29	vs. LAK	5-3 W	32-34-12	76
79	Mar. 31	vs. VAN	4-4 T	32-34-13	77
80	Apr. 3	at EDM	3-3 T	32-34-14	78

1981–82

	DATE	OPP.	RESULT	RECORD	PTS
1	Oct. 8	vs. VAN	1-1 T	0-0-1	1
2	Oct. 10	at STL	6-4 W	1-0-1	3
3	Oct. 11	at CHI	0-3 L	1-1-1	3
4	Oct. 13	at LAK	3-4 L	1-2-1	3
5	Oct. 15	vs. WPG	4-5 L	1-3-1	3
6	Oct. 16	at EDM	4-8 L	1-4-1	3
7	Oct. 20	vs. EDM	4-5 L	1-5-1	3
8	Oct. 22	vs. PIT	3-3 T	1-5-2	4
9	Oct. 24	vs. HFD	7-3 W	2-5-2	6
10	Oct. 28	at MNS	1-6 L	2-6-2	6
11	Oct. 29	at DET	4-12 L	2-7-2	6
12	Nov. 1	at NYR	2-4 L	2-8-2	6
13	Nov. 3	at NYI	2-2 T	2-8-3	7
14	Nov. 4	at BUF	3-3 T	2-8-4	8
15	Nov. 7	at STL	2-4 L	2-9-4	8
16	Nov. 8	at CHI	4-10 L	2-10-4	8
17	Nov. 10	vs. STL	0-7 L	2-11-4	8
18	Nov. 12	vs. QUE	3-2 W	3-11-4	10
19	Nov. 15	vs. VAN	4-7 L	3-12-4	10
20	Nov. 17	vs. WPG	6-4 W	4-12-4	12
21	Nov. 19	vs. LAK	6-3 W	5-12-4	14
22	Nov. 21	vs. DET	4-4 T	5-12-5	15
23	Nov. 24	vs. CR	9-2 W	6-12-5	17
24	Nov. 26	vs. LAK	7-1 W	7-12-5	19
25	Nov. 28	vs. CHI	4-4 T	7-12-6	20
26	Dec. 2	at WSH	3-9 L	7-13-6	20
27	Dec. 3	at PHI	1-6 L	7-14-6	20
28	Dec. 5	at MTL	7-4 W	8-14-6	22
29	Dec. 8	at QUE	7-4 W	9-14-6	24
30	Dec. 12	vs. NYI	3-3 T	9-14-7	25
31	Dec. 13	at VAN	7-6 W	10-14-7	27
32	Dec. 17	vs. EDM	4-5 L	10-15-7	27
33	Dec. 19	vs. CR	5-2 W	11-15-7	29
34	Dec. 20	at EDM	7-5 W	12-15-7	31
35	Dec. 23	vs. MNS	4-4 T	12-15-8	32
36	Dec. 26	at CR	3-6 L	12-16-8	32
37	Dec. 28	vs. PHI	4-7 L	12-17-8	32
38	Dec. 30	vs. BOS	2-4 L	12-18-8	32
39	Jan. 2	at LAK	5-5 T	12-18-9	33
40	Jan. 5	vs. CR	5-4 W	13-18-9	35
41	Jan. 7	vs. TOR	4-4 T	13-18-10	36
42	Jan. 9	at EDM	2-7 L	13-19-10	36
43	Jan. 10	vs. EDM	5-1 W	14-19-10	38
44	Jan. 13	at VAN	1-5 L	14-20-10	38
45	Jan. 14	vs. LAK	5-2 W	15-20-10	40
46	Jan. 16	vs. PIT	4-0 W	16-20-10	42
47	Jan. 17	at CR	5-3 W	17-20-10	44
48	Jan. 20	at TOR	4-4 T	17-20-11	45
49	Jan. 21	at DET	7-4 W	18-20-11	47
50	Jan. 23	at MTL	2-6 L	18-21-11	47
51	Jan. 25	at BOS	3-3 T	18-21-12	48
52	Jan. 27	at HFD	1-3 L	18-22-12	48
53	Jan. 30	vs. BUF	3-2 W	19-22-12	50
54	Feb. 2	vs. MTL	3-5 L	19-23-12	50
55	Feb. 4	vs. NYR	4-4 T	19-23-13	51
56	Feb. 5	at WPG	4-6 L	19-24-13	51
57	Feb. 7	vs. TOR	8-2 W	20-24-13	53
58	Feb. 11	vs. WSH	3-5 L	20-25-13	53
59	Feb. 13	vs. BOS	6-3 W	21-25-13	55
60	Feb. 16	vs. HFD	7-2 W	22-25-13	57
61	Feb. 18	vs. MNS	2-2 T	22-25-14	58
62	Feb. 20	at LAK	2-6 L	22-26-14	58
63	Feb. 23	at VAN	2-2 T	22-26-15	59
64	Feb. 25	vs. VAN	11-4 W	23-26-15	61
65	Feb. 27	vs. PHI	8-9 L	23-27-15	61
66	Mar. 2	at NYI	3-6 L	23-28-15	61
67	Mar. 3	at NYR	2-4 L	23-29-15	61
68	Mar. 5	at WSH	6-8 L	23-30-15	61
69	Mar. 7	at PIT	4-4 T	23-30-16	62
70	Mar. 9	at QUE	9-4 W	24-30-16	64
71	Mar. 11	vs. VAN	6-3 W	25-30-16	66
72	Mar. 13	vs. BUF	4-1 W	26-30-16	68
73	Mar. 17	at LAK	4-9 L	26-31-16	68
74	Mar. 19	at EDM	3-3 T	26-31-17	69
75	Mar. 20	at CR	4-2 W	27-31-17	71
76	Mar. 25	vs. EDM	2-7 L	27-32-17	71
77	Mar. 27	at VAN	2-7 L	27-33-17	71
78	Mar. 30	vs. LAK	7-5 W	28-33-17	73
79	Apr. 1	vs. CR	11-0 W	29-33-17	75
80	Apr. 3	at CR	1-3 L	29-34-17	75

1980–81

	DATE	OPP.	RESULT	RECORD	PTS
1	Oct. 9	vs. QUE	5-5 T	0-0-1	1
2	Oct. 11	at CR	2-6 L	0-1-1	1
3	Oct. 12	at CHI	3-3 T	0-1-2	2
4	Oct. 14	vs. LAK	4-2 W	1-1-2	4
5	Oct. 16	vs. BOS	2-1 W	2-1-2	6
6	Oct. 18	vs. MNS	6-2 W	3-1-2	8
7	Oct. 22	at EDM	3-5 L	3-2-2	8
8	Oct. 23	vs. TOR	4-5 L	3-3-2	8
9	Oct. 25	at PIT	8-2 W	4-3-2	10
10	Oct. 28	at PHI	0-8 L	4-4-2	10
11	Oct. 30	at BOS	3-1 W	5-4-2	12
12	Nov. 1	at STL	3-2 W	6-4-2	14
13	Nov. 2	at MNS	3-8 L	6-5-2	14
14	Nov. 5	at WPG	5-5 T	6-5-3	15
15	Nov. 8	vs. STL	4-2 W	7-5-3	17
16	Nov. 11	vs. NYR	7-3 W	8-5-3	19
17	Nov. 13	vs. CHI	4-4 T	8-5-4	20
18	Nov. 16	vs. CR	3-4 L	8-6-4	20
19	Nov. 20	at WSH	2-4 L	8-7-4	20
20	Nov. 22	at QUE	3-3 T	8-7-5	21
21	Nov. 25	at MTL	5-4 W	9-7-5	23
22	Nov. 27	at BUF	3-6 L	9-8-5	23
23	Nov. 29	at STL	3-9 L	9-9-5	23
24	Nov. 30	at WPG	4-1 W	10-9-5	25
25	Dec. 4	vs. WPG	3-1 W	11-9-5	27
26	Dec. 6	vs. HFD	3-5 L	11-10-5	27
27	Dec. 8	at LAK	4-2 W	12-10-5	29
28	Dec. 11	vs. BUF	8-4 W	13-10-5	31
29	Dec. 13	vs. NYI	4-4 T	13-10-6	32
30	Dec. 18	vs. MTL	0-4 L	13-11-6	32
31	Dec. 20	vs. PIT	3-3 T	13-11-7	33
32	Dec. 22	at NYR	3-2 W	14-11-7	35
33	Dec. 23	at NYI	2-2 T	14-11-8	36
34	Dec. 26	at CR	2-5 L	14-12-8	36
35	Dec. 27	vs. PHI	2-1 W	15-12-8	38
36	Dec. 30	vs. EDM	5-3 W	16-12-8	40
37	Jan. 2	vs. LAK	7-6 W	17-12-8	42
38	Jan. 4	vs. TOR	8-5 W	18-12-8	44
39	Jan. 5	at LAK	2-5 L	18-13-8	44
40	Jan. 8	vs. WSH	6-0 W	19-13-8	46
41	Jan. 10	at DET	1-4 L	19-14-8	46
42	Jan. 11	at CHI	1-2 L	19-15-8	46
43	Jan. 13	vs. NYR	4-4 T	19-15-9	47
44	Jan. 15	vs. DET	10-0 W	20-15-9	49
45	Jan. 17	vs. WPG	4-2 W	21-15-9	51
46	Jan. 19	at NYR	3-6 L	21-16-9	51
47	Jan. 20	at NYI	0-5 L	21-17-9	51
48	Jan. 23	at HFD	4-2 W	22-17-9	53
49	Jan. 24	at PIT	3-4 L	22-18-9	53
50	Jan. 26	at MNS	2-3 L	22-19-9	53
51	Jan. 29	vs. MTL	4-4 T	22-19-10	54
52	Jan. 31	vs. CHI	3-3 T	22-19-11	55
53	Feb. 1	at VAN	2-6 L	22-20-11	55
54	Feb. 5	vs. WSH	5-2 W	23-20-11	57
55	Feb. 7	vs. PIT	5-4 W	24-20-11	59
56	Feb. 8	at EDM	10-4 W	25-20-11	61
57	Feb. 12	vs. QUE	5-3 W	26-20-11	63
58	Feb. 14	vs. BUF	4-4 T	26-20-12	64
59	Feb. 17	vs. STL	2-5 L	26-21-12	64
60	Feb. 19	vs. PHI	5-4 W	27-21-12	66
61	Feb. 21	vs. BOS	7-2 W	28-21-12	68
62	Feb. 22	at VAN	5-3 W	29-21-12	70
63	Feb. 25	vs. NYI	11-4 W	30-21-12	72
64	Feb. 27	vs. HFD	5-1 W	31-21-12	74
65	Mar. 3	at WSH	6-3 W	32-21-12	76
66	Mar. 4	at BUF	0-4 L	32-22-12	76
67	Mar. 7	at TOR	6-4 W	33-22-12	78
68	Mar. 8	at HFD	5-4 W	34-22-12	80
69	Mar. 10	vs. VAN	11-2 W	35-22-12	82
70	Mar. 12	vs. MNS	6-3 W	36-22-12	84
71	Mar. 15	vs. EDM	3-3 T	36-22-13	85
72	Mar. 19	at DET	6-3 W	37-22-13	87
73	Mar. 21	at BOS	3-4 L	37-23-13	87
74	Mar. 22	at PHI	2-6 L	37-24-13	87
75	Mar. 25	at QUE	2-4 L	37-25-13	87
76	Mar. 26	at MTL	2-8 L	37-26-13	87
77	Mar. 28	at TOR	5-9 L	37-27-13	87
78	Mar. 31	vs. DET	5-5 T	37-27-14	88
79	Apr. 2	vs. CR	5-3 W	38-27-14	90
80	Apr. 4	vs. VAN	6-5 W	39-27-14	92

1979–80

	DATE	OPP.	RESULT	RECORD	PTS
1	Oct. 10	at QUE	5-3 W	1-0-0	2
2	Oct. 11	at MTL	1-3 L	1-1-0	2
3	Oct. 13	vs. PHI	9-2 W	2-1-0	4
4	Oct. 16	at NYI	1-5 L	2-2-0	4
5	Oct. 18	at PHI	2-6 L	2-3-0	4
6	Oct. 20	vs. CHI	2-2 T	2-3-1	5
7	Oct. 23	vs. MTL	3-5 L	2-4-1	5
8	Oct. 26	vs. EDM	7-3 W	3-4-1	7
9	Oct. 27	at STL	3-0 W	4-4-1	9
10	Oct. 30	vs. CR	3-1 W	5-4-1	11
11	Nov. 2	vs. QUE	4-4 T	5-4-2	12
12	Nov. 3	at PIT	3-3 T	5-4-3	13
13	Nov. 6	vs. WPG	8-0 W	6-4-3	15
14	Nov. 9	vs. NYI	5-2 W	7-4-3	17
15	Nov. 11	at BOS	3-6 L	7-5-3	17
16	Nov. 13	vs. VAN	3-5 L	7-6-3	17
17	Nov. 15	at BUF	1-5 L	7-7-3	17
18	Nov. 16	vs. NYR	4-2 W	8-7-3	19
19	Nov. 18	at WSH	4-2 W	9-7-3	21
20	Nov. 21	vs. DET	4-1 W	10-7-3	23
21	Nov. 23	vs. PIT	4-1 W	11-7-3	25
22	Nov. 25	at HFD	2-4 L	11-8-3	25
23	Nov. 27	vs. TOR	3-5 L	11-9-3	25
24	Dec. 4	vs. LAK	2-6 L	11-10-3	25
25	Dec. 5	at BUF	1-6 L	11-11-3	25
26	Dec. 8	at MNS	1-4 L	11-12-3	25
27	Dec. 9	at WPG	5-4 W	12-12-3	27
28	Dec. 12	at EDM	5-5 T	12-12-4	28
29	Dec. 14	vs. MNS	3-2 W	13-12-4	30
30	Dec. 15	at TOR	1-8 L	13-13-4	30
31	Dec. 21	vs. STL	1-5 L	13-14-4	30
32	Dec. 22	at STL	7-3 W	14-14-4	32
33	Dec. 26	vs. BOS	3-5 L	14-15-4	32
34	Dec. 28	vs. PIT	2-4 L	14-16-4	32
35	Dec. 29	at PIT	2-3 L	14-17-4	32
36	Jan. 4	vs. DET	3-6 L	14-18-4	32
37	Oct. 6	at NYR	5-5 T	14-18-5	33
38	Jan. 08	vs. WPG	2-0 W	15-18-5	35
39	Jan. 11	vs. QUE	4-3 W	16-18-5	37
40	Jan. 12	at BOS	3-5 L	16-19-5	37
41	Jan. 14	at MTL	2-3 L	16-20-5	37
42	Jan. 16	at VAN	5-3 W	17-20-5	39
43	Jan. 17	at CR	4-1 W	18-20-5	41
44	Jan. 19	at LAK	4-2 W	19-20-5	43
45	Jan. 21	vs. BUF	3-3 T	19-20-6	44
46	Jan. 22	vs. TOR	2-4 L	19-21-6	44
47	Jan. 25	vs. CHI	4-4 T	19-21-7	45
48	Jan. 26	at DET	4-3 W	20-21-7	47
49	Jan. 28	at HFD	1-6 L	20-22-7	47
50	Jan. 30	at QUE	4-1 W	21-22-7	49
51	Feb. 1	vs. WSH	4-2 W	22-22-7	51
52	Feb. 2	vs. HFD	5-3 W	23-22-7	53
53	Feb. 8	at EDM	4-2 W	24-22-7	55
54	Feb. 10	at CR	6-1 W	25-22-7	57
55	Feb. 13	at DET	2-2 T	25-22-8	58
56	Feb. 16	at MNS	2-2 T	25-22-9	59
57	Feb. 17	at CHI	2-3 L	25-23-9	59
58	Feb. 19	vs. MNS	4-4 T	25-23-10	60
59	Feb. 21	vs. WSH	3-0 W	26-23-10	62
60	Feb. 23	vs. HFD	5-6 L	26-24-10	62
61	Feb. 26	vs. MTL	3-3 T	26-24-11	63
62	Mar. 1	vs. CR	4-1 W	27-24-11	65
63	Mar. 5	at LAK	3-1 W	28-24-11	67
64	Mar. 7	at VAN	9-3 W	29-24-11	69
65	Mar. 9	at WPG	5-2 W	30-24-11	71
66	Mar. 10	vs. VAN	2-5 L	30-25-11	71
67	Mar. 13	vs. LAK	2-2 T	30-25-12	72
68	Mar. 15	vs. PHI	4-3 W	31-25-12	74
69	Mar. 17	at TOR	5-1 W	32-25-12	76
70	Mar. 18	at NYI	3-6 L	32-26-12	76
71	Mar. 20	vs. STL	8-4 W	33-26-12	78
72	Mar. 22	vs. BOS	2-5 L	33-27-12	78
73	Mar. 23	at CHI	2-4 L	33-28-12	78
74	Mar. 25	vs. EDM	4-5 L	33-29-12	78
75	Mar. 28	vs. NYR	4-2 W	34-29-12	80
76	Mar. 30	at PHI	2-4 L	34-30-12	80
77	Apr. 1	vs. BUF	2-5 L	34-31-12	80
78	Apr. 2	at NYR	7-3 W	35-31-12	82
79	Apr. 4	vs. NYI	3-7 L	35-32-12	82
80	Apr. 5	at WSH	4-4 T	35-32-13	83

1978–79

	DATE	OPP.	RESULT	RECORD	PTS
1	Oct. 11	at CHI	4-4 T	0-0-1	1
2	Oct. 13	vs. WSH	3-3 T	0-0-2	2
3	Oct. 14	at WSH	6-3 W	1-0-2	4
4	Oct. 17	vs. CR	8-2 W	2-0-2	6
5	Oct. 20	vs. MTL	7-5 W	3-0-2	8
6	Oct. 22	at PHI	5-2 W	4-0-2	10
7	Oct. 24	vs. LAK	7-2 W	5-0-2	12
8	Oct. 27	vs. NYI	8-5 W	6-0-2	14
9	Oct. 28	at PIT	4-2 W	7-0-2	16
10	Oct. 31	at STL	5-2 W	8-0-2	18
11	Nov. 1	vs. PHI	3-0 W	9-0-2	20
12	Nov. 3	vs. PIT	2-0 W	10-0-2	22
13	Nov. 4	at MTL	2-4 L	10-1-2	22
14	Nov. 7	vs. VAN	4-2 W	11-1-2	24
15	Nov. 10	vs. CHI	5-2 W	12-1-2	26
16	Nov. 11	at NYI	2-4 L	12-2-2	26
17	Nov. 14	at WSH	7-8 L	12-3-2	26
18	Nov. 15	vs. DET	5-3 W	13-3-2	28
19	Nov. 17	vs. BOS	2-6 L	13-4-2	28
20	Nov. 19	at NYR	3-1 W	14-4-2	30
21	Nov. 21	vs. TOR	3-4 L	14-5-2	30
22	Nov. 24	vs. STL	4-1 W	15-5-2	32
23	Nov. 26	at BOS	2-4 L	15-6-2	32
24	Nov. 29	vs. NYR	3-5 L	15-7-2	32
25	Dec. 1	vs. MNS	3-4 L	15-8-2	32
26	Dec. 2	at MNS	3-5 L	15-9-2	32
27	Dec. 5	at VAN	0-3 L	15-10-2	32
28	Dec. 8	at CR	4-3 W	16-10-2	34
29	Dec. 9	at LAK	1-5 L	16-11-2	34
30	Dec. 13	at DET	5-5 T	16-11-3	35
31	Dec. 14	vs. CR	5-3 W	17-11-3	37
32	Dec. 16	vs. PHI	7-2 W	18-11-3	39
33	Dec. 19	at STL	4-7 L	18-12-3	39
34	Dec. 21	at BUF	4-5 L	18-13-3	39
35	Dec. 22	vs. TOR	3-1 W	19-13-3	41
36	Dec. 26	vs. NYR	3-5 L	19-14-3	41
37	Dec. 28	vs. NYI	4-10 L	19-15-3	41
38	Dec. 30	at NYI	2-4 L	19-16-3	41
39	Dec. 31	at NYR	6-5 W	20-16-3	43
40	Jan. 3	at TOR	4-1 W	21-16-3	45
41	Jan. 5	vs. PIT	3-3 T	21-16-4	46
42	Jan. 9	vs. BUF	5-3 W	22-16-4	48
43	Jan. 12	vs. NYI	1-4 L	22-17-4	48
44	Jan. 14	vs. NYR	4-6 L	22-18-4	48
45	Jan. 16	vs. PHI	5-0 W	23-18-4	50
46	Jan. 19	vs. CHI	6-1 W	24-18-4	52
47	Jan. 20	at DET	4-3 W	25-18-4	54
48	Jan. 22	at BOS	1-3 L	25-19-4	54
49	Jan. 25	at MTL	0-6 L	25-20-4	54
50	Jan. 26	vs. TOR	4-2 W	26-20-4	56
51	Jan. 28	vs. DET	7-2 W	27-20-4	58
52	Jan. 31	at BUF	5-2 W	28-20-4	60
53	Feb. 1	vs. VAN	4-1 W	29-20-4	62
54	Feb. 3	vs. CHI	2-4 L	29-21-4	62
55	Feb. 4	at PHI	4-7 L	29-22-4	62
56	Feb. 14	at CHI	4-4 T	29-22-5	63
57	Feb. 17	at CR	5-1 W	30-22-5	65
58	Feb. 18	at STL	6-4 W	31-22-5	67
59	Feb. 20	vs. WSH	5-3 W	32-22-5	69
60	Feb. 23	vs. MNS	2-2 T	32-22-6	70
61	Feb. 24	at MNS	6-3 W	33-22-6	72
62	Feb. 28	at TOR	6-4 W	34-22-6	74
63	Mar. 2	vs. NYI	3-2 W	35-22-6	76
64	Mar. 3	at NYI	2-4 L	35-23-6	76
65	Mar. 8	vs. BOS	7-5 W	36-23-6	78
66	Mar. 10	vs. BUF	5-5 T	36-23-7	79
67	Mar. 11	at BUF	4-9 L	36-24-7	79
68	Mar. 14	at NYR	6-4 W	37-24-7	81
69	Mar. 15	at PHI	4-5 L	37-25-7	81
70	Mar. 18	at VAN	1-2 L	37-26-7	81
71	Mar. 20	at LAK	3-4 L	37-27-7	81
72	Mar. 23	vs. PHI	1-4 L	37-28-7	81
73	Mar. 25	vs. STL	8-2 W	38-28-7	83
74	Mar. 27	vs. MTL	4-6 L	38-29-7	83
75	Mar. 30	vs. LAK	5-3 W	39-29-7	85
76	Apr. 1	at PIT	7-2 W	40-29-7	87
77	Apr. 3	at NYI	2-3 L	40-30-7	87
78	Apr. 4	at NYR	3-3 T	40-30-8	88
79	Apr. 6	vs. NYR	9-2 W	41-30-8	90
80	Apr. 8	at PHI	2-4 L	41-31-8	90

1977–78

	DATE	OPP.	RESULT	RECORD	PTS
1	Oct. 13	at BOS	2-2 T	0-0-1	1
2	Oct. 15	vs. STL	3-1 W	1-0-1	3
3	Oct. 19	vs. MNS	5-1 W	2-0-1	5
4	Oct. 21	vs. NYI	3-3 T	2-0-2	6
5	Oct. 22	at PIT	2-5 L	2-1-2	6
6	Oct. 25	at STL	2-2 T	2-1-3	7
7	Oct. 26	vs. WSH	2-6 L	2-2-3	7
8	Oct. 29	vs. NYR	4-3 W	3-2-3	9
9	Nov. 1	at NYI	0-9 L	3-3-3	9
10	Nov. 2	at MTL	2-2 T	3-3-4	10
11	Nov. 4	vs. PIT	5-2 W	4-3-4	12
12	Nov. 6	at CHI	3-3 T	4-3-5	13
13	Nov. 9	vs. TOR	0-4 L	4-4-5	13
14	Nov. 12	vs. BOS	3-6 L	4-5-5	13
15	Nov. 13	at NYR	5-2 W	5-5-5	15
16	Nov. 16	vs. BUF	2-6 L	5-6-5	15
17	Nov. 18	vs. DET	5-3 W	6-6-5	17
18	Nov. 20	at PHI	0-4 L	6-7-5	17
19	Nov. 22	vs. MNS	4-2 W	7-7-5	19
20	Nov. 23	at WSH	2-2 T	7-7-6	20
21	Nov. 26	vs. LAK	4-4 T	7-7-7	21
22	Nov. 29	at MNS	3-4 L	7-8-7	21
23	Dec. 2	at VAN	2-3 L	7-9-7	21
24	Dec. 3	at LAK	1-4 L	7-10-7	21
25	Dec. 5	at MTL	2-2 T	7-10-8	22
26	Dec. 7	vs. VAN	2-2 T	7-10-9	23
27	Dec. 10	vs. WSH	5-1 W	8-10-9	25
28	Dec. 11	at PIT	5-1 W	9-10-9	27
29	Dec. 15	vs. CLE	3-6 L	9-11-9	27
30	Dec. 17	vs. PHI	3-4 L	9-12-9	27
31	Dec. 18	at CHI	0-3 L	9-13-9	27
32	Dec. 20	at VAN	2-2 T	9-13-10	28
33	Dec. 23	at CR	6-2 W	10-13-10	30
34	Dec. 27	vs. CHI	2-4 L	10-14-10	30
35	Dec. 29	vs. STL	5-4 W	11-14-10	32
36	Dec. 31	at TOR	3-0 W	12-14-10	34
37	Jan. 1	at BUF	2-2 T	12-14-11	35
38	Jan. 4	vs. MTL	1-4 L	12-15-11	35
39	Jan. 6	vs. PHI	5-3 W	13-15-11	37
40	Jan. 9	at TOR	5-2 W	14-15-11	39
41	Jan. 11	vs. CR	4-2 W	15-15-11	41
42	Jan. 14	vs. LAK	4-8 L	15-16-11	41
43	Jan. 16	at PHI	3-5 L	15-17-11	41
44	Jan. 18	vs. PIT	1-0 W	16-17-11	43
45	Jan. 20	vs. NYR	5-3 W	17-17-11	45
46	Jan. 22	at MNS	4-3 W	18-17-11	47
47	Jan. 26	vs. MTL	2-5 L	18-18-11	47
48	Jan. 28	vs. TOR	5-7 L	18-19-11	47
49	Jan. 29	at CLE	6-2 W	19-19-11	49
50	Jan. 31	vs. MNS	7-4 W	20-19-11	51
51	Feb. 2	vs. NYI	2-5 L	20-20-11	51
52	Feb. 4	vs. COL	2-2 T	20-20-12	52
53	Feb. 7	at VAN	4-2 W	21-20-12	54
54	Feb. 9	at LAK	4-2 W	22-20-12	56
55	Feb. 10	at CR	2-3 L	22-21-12	56
56	Feb. 12	at CHI	2-2 T	22-21-13	57
57	Feb. 15	at CLE	5-5 T	22-21-14	58
58	Feb. 16	at DET	3-5 L	22-22-14	58
59	Feb. 18	at NYI	3-3 T	22-22-15	59
60	Feb. 22	vs. NYI	3-3 T	22-22-16	60
61	Feb. 25	vs. DET	2-2 T	22-22-17	61
62	Feb. 27	at NYR	5-2 W	23-22-17	63
63	Mar. 1	vs. BUF	3-4 L	23-23-17	63
64	Mar. 2	at BOS	3-4 L	23-24-17	63
65	Mar. 4	vs. CLE	9-3 W	24-24-17	65
66	Mar. 7	at PHI	3-5 L	24-25-17	65
67	Mar. 8	vs. VAN	8-3 W	25-25-17	67
68	Mar. 11	vs. CHI	4-1 W	26-25-17	69
69	Mar. 14	at CR	4-4 T	26-25-18	70
70	Mar. 15	at STL	6-2 W	27-25-18	72
71	Mar. 18	at NYI	5-2 W	28-25-18	74
72	Mar. 22	at DET	1-4 L	28-26-18	74
73	Mar. 23	vs. STL	5-3 W	29-26-18	76
74	Mar. 25	vs. BOS	6-3 W	30-26-18	78
75	Mar. 29	vs. TOR	7-4 W	31-26-18	80
76	Apr. 1	vs. NYR	6-0 W	32-26-18	82
77	Apr. 2	at BUF	4-2 W	33-26-18	84
78	Apr. 5	at NYR	4-2 W	34-26-18	86
79	Apr. 8	vs. PHI	1-1 T	34-26-19	87
80	Apr. 9	at WSH	2-4 L	34-27-19	87

1976–77

	DATE	OPP.	RESULT	RECORD	PTS
1	Oct. 5	at WSH	5-6 L	0-1-0	0
2	Oct. 7	vs. LAK	4-2 W	1-1-0	2
3	Oct. 9	vs. PHI	4-3 W	2-1-0	4
4	Oct. 12	at NYI	0-7 L	2-2-0	4
5	Oct. 13	at CLE	4-2 W	3-2-0	6
6	Oct. 15	vs. PIT	2-1 W	4-2-0	8
7	Oct. 17	at BUF	6-5 W	5-2-0	10
8	Oct. 20	at MNS	3-4 L	5-3-0	10
9	Oct. 22	vs. VAN	3-5 L	5-4-0	10
10	Oct. 24	at PIT	3-3 T	5-4-1	11
11	Oct. 27	at CR	2-4 L	5-5-1	11
12	Oct. 28	at LAK	1-5 L	5-6-1	11
13	Oct. 30	at VAN	3-3 T	5-6-2	12
14	Nov. 3	vs. WSH	7-0 W	6-6-2	14
15	Nov. 5	vs. TOR	2-4 L	6-7-2	14
16	Nov. 7	at DET	0-0 T	6-7-3	15
17	Nov. 10	vs. MTL	2-2 T	6-7-4	16
18	Nov. 12	vs. CLE	3-3 T	6-7-5	17
19	Nov. 13	at STL	5-3 W	7-7-5	19
20	Nov. 17	vs. CR	6-3 W	8-7-5	21
21	Nov. 19	vs. CHI	5-3 W	9-7-5	23
22	Nov. 21	at PHI	5-6 L	9-8-5	23
23	Nov. 24	vs. WSH	6-2 W	10-8-5	25
24	Nov. 26	vs. STL	5-2 W	11-8-5	27
25	Nov. 30	vs. NYR	2-2 T	11-8-6	28
26	Dec. 3	vs. BOS	3-1 W	12-8-6	30
27	Dec. 4	at STL	1-0 W	13-8-6	32
28	Dec. 8	at MNS	5-0 W	14-8-6	34
29	Dec. 10	vs. MNS	3-3 T	15-8-6	35
30	Dec. 11	vs. CHI	3-1 W	15-8-7	37
31	Dec. 15	vs. LAK	1-3 L	15-9-7	37
32	Dec. 17	vs. NYI	2-4 L	15-10-7	37
33	Dec. 18	at DET	3-6 L	15-11-7	37
34	Dec. 20	at TOR	2-6 L	15-12-7	37
35	Dec. 22	vs. DET	2-1 W	16-12-7	39
36	Dec. 27	vs. CR	6-2 W	17-12-7	41
37	Dec. 29	vs. BUF	3-6 L	17-13-7	41
38	Dec. 31	at NYR	4-2 W	18-13-7	43
39	Jan. 2	at MTL	0-7 L	18-14-7	43
40	Jan. 5	vs. VAN	4-1 W	19-14-7	45
41	Jan. 7	vs. NYI	4-5 L	19-15-7	45
42	Jan. 8	at NYI	3-6 L	19-16-7	45
43	Jan. 12	vs. NYR	6-1 W	20-16-7	47
44	Jan. 14	vs. STL	3-2 W	21-16-7	49
45	Jan. 16	at PIT	6-5 W	22-16-7	51
46	Jan. 20	at MNS	4-4 T	22-16-8	52
47	Jan. 22	vs. PHI	4-4 T	22-16-9	53
48	Jan. 23	at BOS	0-3 L	22-17-9	53
49	Jan. 27	at BUF	1-1 T	22-17-10	54
50	Jan. 28	vs. CR	3-3 T	22-17-11	55
51	Jan. 31	vs. TOR	7-3 W	23-17-11	57
52	Feb. 2	at CHI	2-4 L	23-18-11	57
53	Feb. 4	vs. BOS	6-3 W	24-18-11	59
54	Feb. 7	at PHI	4-7 L	24-19-11	59
55	Feb. 9	at TOR	1-5 L	24-20-11	59
56	Feb. 12	at STL	1-3 L	24-21-11	59
57	Feb. 13	at CHI	2-4 L	24-22-11	59
58	Feb. 17	at LAK	4-3 W	25-22-11	61
59	Feb. 19	at VAN	1-5 L	25-23-11	61
60	Feb. 21	at MTL	2-3 L	25-24-11	61
61	Feb. 23	vs. MTL	2-4 L	25-25-11	61
62	Feb. 25	vs. MNS	6-2 W	26-25-11	63
63	Feb. 26	at NYI	2-8 L	26-26-11	63
64	Mar. 2	vs. VAN	1-2 L	26-27-11	63
65	Mar. 5	vs. CLE	1-2 L	26-28-11	63
66	Mar. 6	at WSH	4-2 W	27-28-11	65
67	Mar. 8	at BOS	2-3 L	27-29-11	65
68	Mar. 9	vs. NYI	2-6 L	27-30-11	65
69	Mar. 12	vs. NYR	6-3 W	28-30-11	67
70	Mar. 13	at NYR	5-3 W	29-30-11	69
71	Mar. 15	vs. PIT	7-3 W	30-30-11	71
72	Mar. 17	at PHI	4-1 W	31-30-11	73
73	Mar. 19	at TOR	4-5 L	31-31-11	73
74	Mar. 20	at CLE	4-5 L	31-32-11	73
75	Mar. 22	vs. BUF	3-6 L	31-33-11	73
76	Mar. 24	vs. DET	3-1 W	32-33-11	75
77	Mar. 26	at CR	2-1 W	33-33-11	77
78	Mar. 30	at NYR	3-4 L	33-34-11	77
79	Apr. 1	vs. CHI	6-4 W	34-34-11	79
80	Apr. 3	vs. PHI	3-3 T	34-34-12	80

1975–76

	DATE	OPP.	RESULT	RECORD	PTS
1	Oct. 8	vs. CAL	3-4 L	0-1-0	0
2	Oct. 10	vs. NYR	1-2 L	0-2-0	0
3	Oct. 15	at NYR	1-3 L	0-3-0	0
4	Oct. 17	vs. NYI	0-2 L	0-4-0	0
5	Oct. 18	at KC	5-3 W	1-4-0	2
6	Oct. 22	vs. STL	1-1 T	1-4-1	3
7	Oct. 24	vs. LAK	7-1 W	2-4-1	5
8	Oct. 25	at STL	3-7 L	2-5-1	5
9	Oct. 28	at VAN	3-2 W	3-5-1	7
10	Oct. 31	at CAL	2-0 W	4-5-1	9
11	Nov. 1	at LAK	1-3 L	4-6-1	9
12	Nov. 5	vs. MTL	1-3 L	4-7-1	9
13	Nov. 7	vs. MNS	3-2 W	5-7-1	11
14	Nov. 9	at DET	3-6 L	5-8-1	11
15	Nov. 12	vs. KC	2-1 W	6-8-1	13
16	Nov. 14	at WSH	4-1 W	7-8-1	15
17	Nov. 15	vs. BOS	3-5 L	7-9-1	15
18	Nov. 18	vs. VAN	2-2 T	7-9-2	16
19	Nov. 21	vs. PIT	1-4 L	7-10-2	16
20	Nov. 22	at MNS	6-3 W	8-10-2	18
21	Nov. 25	vs. MTL	0-4 L	8-11-2	18
22	Nov. 26	at PHI	3-7 L	8-12-2	18
23	Nov. 28	vs. TOR	6-3 W	9-12-2	20
24	Nov. 30	at CAL	4-1 W	10-12-2	22
25	Dec. 2	at LAK	3-5 L	10-13-2	22
26	Dec. 5	at VAN	6-2 W	11-13-2	24
27	Dec. 7	at CHI	2-0 W	12-13-2	26
28	Dec. 9	vs. WSH	7-1 W	13-13-2	28
29	Dec. 12	vs. NYI	3-3 T	13-13-3	29
30	Dec. 14	at BUF	7-4 W	14-13-3	31
31	Dec. 16	vs. KC	3-1 W	15-13-3	33
32	Dec. 17	at MNS	2-3 L	15-14-3	33
33	Dec. 19	vs. NYR	8-3 W	16-14-3	35
34	Dec. 21	at BOS	2-1 W	17-14-3	37
35	Dec. 23	vs. PHI	2-2 T	17-14-4	38
36	Dec. 26	vs. PIT	4-3 W	18-14-4	40
37	Dec. 27	at PIT	2-3 L	18-15-4	40
38	Dec. 29	at TOR	2-6 L	18-16-4	40
39	Dec. 31	at NYR	8-1 W	19-16-4	42
40	Jan. 2	vs. STL	7-1 W	20-16-4	44
41	Jan. 3	at KC	6-4 W	21-16-4	46
42	Jan. 6	vs. DET	4-3 W	22-16-4	48
43	Jan. 9	vs. CHI	1-1 T	22-16-5	49
44	Jan. 11	vs. VAN	5-2 W	23-16-5	51
45	Jan. 13	vs. LAK	0-3 L	23-17-5	51
46	Jan. 15	vs. STL	3-5 L	23-18-5	51
47	Jan. 17	at NYI	2-2 T	23-18-6	52
48	Jan. 18	at MTL	2-4 L	23-19-6	52
49	Jan. 22	at PHI	2-7 L	23-20-6	52
50	Jan. 23	vs. BUF	3-3 T	23-20-7	53
51	Jan. 27	vs. PHI	8-4 W	24-20-7	55
52	Jan. 28	at CHI	3-7 L	24-21-7	55
53	Jan. 30	vs. BOS	2-4 L	24-22-7	55
54	Feb. 1	at BOS	3-5 L	24-23-7	55
55	Feb. 3	at NYI	2-2 T	24-23-8	56
56	Feb. 4	vs. CAL	4-1 W	25-23-8	58
57	Feb. 6	vs. CHI	1-2 L	25-24-8	58
58	Feb. 11	vs. TOR	5-2 W	26-24-8	60
59	Feb. 13	vs. BUF	2-3 L	26-25-8	60
60	Feb. 14	at STL	3-5 L	26-26-8	60
61	Feb. 19	at BUF	1-3 L	26-27-8	60
62	Feb. 20	at KC	3-1 W	27-27-8	62
63	Feb. 23	at TOR	1-7 L	27-28-8	62
64	Feb. 25	at PIT	3-3 T	27-28-9	63
65	Feb. 28	at MTL	2-3 L	27-29-9	63
66	Mar. 3	vs. DET	2-3 L	27-30-9	63
67	Mar. 5	vs. NYR	8-3 W	28-30-9	65
68	Mar. 7	at NYR	6-6 T	28-30-10	66
69	Mar. 9	vs. BOS	9-0 W	29-30-10	68
70	Mar. 10	at MNS	4-1 W	30-30-10	70
71	Mar. 12	vs. WSH	4-1 W	31-30-10	72
72	Mar. 14	at PHI	1-6 L	31-31-10	72
73	Mar. 16	vs. PHI	2-4 L	31-32-10	72
74	Mar. 19	vs. VAN	2-2 T	31-32-11	73
75	Mar. 24	at CHI	7-2 W	32-32-11	75
76	Mar. 27	at DET	0-8 L	32-33-11	75
77	Mar. 28	at WSH	3-1 W	33-33-11	77
78	Apr. 1	at NYI	1-1 T	33-33-12	78
79	Apr. 2	vs. MNS	4-2 W	34-33-12	80
80	Apr. 4	vs. NYI	5-2 W	35-33-12	82

1974–75

	DATE	OPP.	RESULT	RECORD	PTS
1	Oct. 9	at VAN	3-3 T	0-0-1	1
2	Oct. 11	at CAL	0-3 L	0-1-1	1
3	Oct. 13	at CHI	4-3 W	1-1-1	3
4	Oct. 16	at DET	2-4 L	1-2-1	3
5	Oct. 18	vs. KC	4-2 W	2-2-1	5
6	Oct. 20	vs. PIT	5-1 W	3-2-1	7
7	Oct. 22	at NYI	1-2 L	3-3-1	7
8	Oct. 23	vs. DET	10-1 W	4-3-1	9
9	Oct. 25	vs. MNS	2-2 T	4-3-2	10
10	Oct. 27	at NYR	1-4 L	4-4-2	10
11	Oct. 30	vs. CAL	4-1 W	5-4-2	12
12	Nov. 1	vs. TOR	5-2 W	6-4-2	14
13	Nov. 2	at STL	0-9 L	6-5-2	14
14	Nov. 6	vs. NYI	2-1 W	7-5-2	16
15	Nov. 8	vs. CHI	2-0 W	8-5-2	18
16	Nov. 10	at BOS	3-4 L	8-6-2	18
17	Nov. 12	at WSH	2-2 T	8-6-3	19
18	Nov. 13	vs. WSH	4-3 W	9-6-3	21
19	Nov. 15	vs. PHI	2-2 T	9-6-4	22
20	Nov. 17	at BUF	0-4 L	9-7-4	22
21	Nov. 20	at KC	1-0 W	10-7-4	24
22	Nov. 22	vs. BUF	4-4 T	10-7-5	25
23	Nov. 24	at PHI	4-3 W	11-7-5	27
24	Nov. 27	vs. KC	4-2 W	12-7-5	29
25	Nov. 29	vs. NYR	3-2 W	13-7-5	31
26	Dec. 2	at MTL	0-2 L	13-8-5	31
27	Dec. 4	at CAL	1-3 L	13-9-5	31
28	Dec. 6	at VAN	5-7 L	13-10-5	31
29	Dec. 7	at LAK	2-6 L	13-11-5	31
30	Dec. 11	vs. CHI	2-5 L	13-12-5	31
31	Dec. 13	vs. PHI	2-3 L	13-13-5	31
32	Dec. 14	at TOR	2-4 L	13-14-5	31
33	Dec. 17	at BOS	3-5 L	13-15-5	31
34	Dec. 20	vs. STL	6-2 W	14-15-5	33
35	Dec. 22	at NYR	4-3 W	15-15-5	35
36	Dec. 26	vs. NYI	2-1 W	16-15-5	37
37	Dec. 28	at PIT	3-3 T	16-15-6	38
38	Jan. 2	vs. MTL	1-1 T	16-15-7	39
39	Jan. 4	at STL	4-1 W	17-15-7	41
40	Jan. 5	vs. WSH	3-0 W	18-15-7	43
41	Jan. 8	vs. CAL	3-2 W	19-15-7	45
42	Jan. 10	vs. PIT	3-3 T	19-15-8	46
43	Jan. 11	at NYI	2-2 T	19-15-9	47
44	Jan. 15	at PIT	3-5 L	19-16-9	47
45	Jan. 17	vs. LAK	5-0 W	20-16-9	49
46	Jan. 18	at PHI	1-4 L	20-17-9	49
47	Jan. 23	at NYR	2-5 L	20-18-9	49
48	Jan. 24	vs. VAN	1-4 L	20-19-9	49
49	Jan. 26	at BUF	4-3 W	21-19-9	51
50	Jan. 29	at KC	4-4 T	21-19-10	52
51	Jan. 31	vs. STL	2-4 L	21-20-10	52
52	Feb. 2	at MNS	5-3 W	22-20-10	54
53	Feb. 5	vs. BOS	3-3 T	22-20-11	55
54	Feb. 7	vs. LAK	3-1 W	23-20-11	57
55	Feb. 9	vs. MNS	2-3 L	23-21-11	57
56	Feb. 12	at LAK	2-2 T	23-21-12	58
57	Feb. 15	at VAN	3-3 T	23-21-13	59
58	Feb. 19	at MNS	4-2 W	24-21-13	61
59	Feb. 22	at DET	3-4 L	24-22-13	61
60	Feb. 23	at CHI	0-4 L	24-23-13	61
61	Feb. 26	vs. PHI	7-4 W	25-23-13	63
62	Feb. 28	vs. CHI	3-4 L	25-24-13	63
63	Mar. 2	vs. KC	4-0 W	26-24-13	65
64	Mar. 5	vs. MTL	3-4 L	26-25-13	65
65	Mar. 7	vs. BOS	2-4 L	26-26-13	65
66	Mar. 9	at BOS	2-5 L	26-27-13	65
67	Mar. 11	at STL	0-3 L	26-28-13	65
68	Mar. 12	vs. MNS	9-4 W	27-28-13	67
69	Mar. 14	vs. NYR	1-0 W	28-28-13	69
70	Mar. 17	at MTL	1-5 L	28-29-13	69
71	Mar. 19	vs. TOR	8-7 W	29-29-13	71
72	Mar. 21	vs. VAN	12-4 W	30-29-13	73
73	Mar. 23	at WSH	5-0 W	31-29-13	75
74	Mar. 26	vs. DET	5-3 W	32-29-13	77
75	Mar. 28	vs. BUF	3-2 W	33-29-13	79
76	Mar. 30	vs. NYI	2-2 T	33-29-14	80
77	Apr. 1	at NYI	2-2 T	33-29-15	81
78	Apr. 2	at TOR	3-0 W	34-29-15	83
79	Apr. 4	vs. NYR	2-3 L	34-30-15	83
80	Apr. 6	at PHI	2-6 L	34-31-15	83

1973–74

	DATE	OPP.	RESULT	RECORD	PTS
1	Oct. 10	vs. NYI	1-1 T	0-0-1	1
2	Oct. 12	vs. PIT	3-4 L	0-1-1	1
3	Oct. 13	at STL	1-0 W	1-1-1	3
4	Oct. 17	vs. BOS	4-3 W	2-1-1	5
5	Oct. 20	at MTL	4-2 W	3-1-1	7
6	Oct. 23	at VAN	0-3 L	3-2-1	7
7	Oct. 24	at LAK	4-6 L	3-3-1	7
8	Oct. 26	at CAL	3-1 W	4-3-1	9
9	Nov. 1	vs. CAL	7-2 W	5-3-1	11
10	Nov. 3	at PHI	2-1 W	6-3-1	13
11	Nov. 4	vs. DET	2-0 W	7-3-1	15
12	Nov. 7	vs. STL	2-2 T	7-3-2	16
13	Nov. 9	vs. NYR	3-3 T	7-3-3	17
14	Nov. 10	at PIT	4-4 T	7-3-4	18
15	Nov. 14	vs. BUF	1-3 L	7-4-4	18
16	Nov. 16	vs. CHI	1-6 L	7-5-4	18
17	Nov. 18	at BOS	2-5 L	7-6-4	18
18	Nov. 21	vs. BUF	3-2 W	8-6-4	20
19	Nov. 23	vs. VAN	4-1 W	9-6-4	22
20	Nov. 25	at BUF	4-3 W	10-6-4	24
21	Nov. 27	at NYI	2-4 L	10-7-4	24
22	Nov. 29	vs. DET	4-3 W	11-7-4	26
23	Dec. 1	at PIT	2-2 T	11-7-5	27
24	Dec. 2	vs. MTL	1-3 L	11-8-5	27
25	Dec. 5	at CAL	3-3 T	11-8-6	28
26	Dec. 7	at VAN	2-0 W	12-8-6	30
27	Dec. 8	at LAK	0-3 L	12-9-6	30
28	Dec. 13	vs. TOR	1-6 L	12-10-6	30
29	Dec. 15	at PHI	3-2 W	13-10-6	32
30	Dec. 16	vs. PIT	1-2 L	13-11-6	32
31	Dec. 19	at MNS	2-4 L	13-12-6	32
32	Dec. 21	vs. STL	1-2 L	13-13-6	32
33	Dec. 23	vs. NYR	3-1 W	14-13-6	34
34	Dec. 27	vs. LAK	6-4 W	15-13-6	36
35	Dec. 29	at TOR	3-3 T	15-13-7	37
36	Dec. 30	at DET	2-4 L	15-14-7	37
37	Jan. 3	vs. CHI	3-2 W	16-14-7	39
38	Jan. 6	at NYR	2-5 L	16-15-7	39
39	Jan. 7	at TOR	2-6 L	16-16-7	39
40	Jan. 9	vs. BUF	3-0 W	17-16-7	41
41	Jan. 11	vs. PHI	6-7 L	17-17-7	41
42	Jan. 13	at PHI	0-1 L	17-18-7	41
43	Jan. 15	at NYI	3-4 L	17-19-7	41
44	Jan. 18	vs. CAL	6-2 W	18-19-7	41
45	Jan. 20	vs. STL	1-3 L	18-20-7	43
46	Jan. 23	at NYR	1-4 L	18-21-7	43
47	Jan. 25	vs. DET	2-2 T	18-21-8	44
48	Jan. 27	vs. TOR	2-5 L	18-22-8	44
49	Jan. 31	at BOS	2-4 L	18-23-8	44
50	Feb. 1	vs. MTL	5-3 W	19-23-8	46
51	Feb. 3	vs. PHI	2-2 T	19-23-9	47
52	Feb. 6	at CHI	1-1 T	19-23-10	48
53	Feb. 8	vs. CHI	0-3 L	19-24-10	48
54	Feb. 10	vs. LAK	3-6 L	19-25-10	48
55	Feb. 12	at NYI	4-1 W	20-25-10	50
56	Feb. 13	at MTL	3-2 W	21-25-10	52
57	Feb. 16	at TOR	2-7 L	21-26-10	52
58	Feb. 19	at STL	1-7 L	21-27-10	52
59	Feb. 21	at BUF	4-4 T	21-27-11	53
60	Feb. 23	at MNS	5-3 W	22-27-11	55
61	Feb. 26	vs. MTL	5-6 L	22-28-11	55
62	Feb. 28	vs. LAK	1-3 L	22-29-11	55
63	Mar. 3	vs. VAN	5-3 W	23-29-11	57
64	Mar. 5	vs. BOS	4-1 W	24-29-11	59
65	Mar. 8	vs. MNS	3-1 W	25-29-11	61
66	Mar. 10	at DET	4-0 W	26-29-11	63
67	Mar. 13	at MNS	1-5 L	26-30-11	63
68	Mar. 15	at VAN	0-3 L	26-31-11	63
69	Mar. 17	at CHI	3-3 T	26-31-12	64
70	Mar. 21	vs. NYR	5-5 T	26-31-13	65
71	Mar. 23	at BOS	4-3 W	27-31-13	67
72	Mar. 24	vs. NYI	4-6 L	27-32-13	67
73	Mar. 28	vs. PHI	3-3 T	27-32-14	68
74	Mar. 30	vs. MNS	4-1 W	28-32-14	70
75	Mar. 31	at PIT	2-4 L	28-33-14	70
76	Apr. 3	at LAK	2-4 L	28-34-14	70
77	Apr. 5	at CAL	4-2 W	29-34-14	72
78	Apr. 7	vs. PIT	6-3 W	30-34-14	74

1972–73

	DATE	OPP.	RESULT	RECORD	PTS
1	Oct. 7	at NYI	3-2 W	1-0-0	2
2	Oct. 8	at BUF	3-5 L	1-1-0	2
3	Oct. 11	at CHI	1-4 L	1-2-0	2
4	Oct. 12	at MTL	0-3 L	1-3-0	2
5	Oct. 14	vs. BUF	1-1 T	1-3-1	3
6	Oct. 18	vs. MNS	0-6 L	1-4-1	3
7	Oct. 21	at MNS	3-2 W	2-4-1	5
8	Oct. 22	at BUF	2-7 L	2-5-1	5
9	Oct. 25	at CAL	4-3 W	3-5-1	7
10	Oct. 26	at LAK	1-3 L	3-6-1	7
11	Oct. 28	at VAN	2-1 W	4-6-1	9
12	Nov. 1	at DET	4-2 W	5-6-1	11
13	Nov. 2	vs. MTL	1-6 L	5-7-1	11
14	Nov. 5	vs. TOR	2-2 T	5-7-2	12
15	Nov. 8	vs. LAK	3-3 T	5-7-3	13
16	Nov. 10	vs. MNS	5-1 W	6-7-3	15
17	Nov. 12	vs. VAN	3-1 W	7-7-3	17
18	Nov. 15	at TOR	1-2 L	7-8-3	17
19	Nov. 16	vs. NYI	4-0 W	8-8-3	19
20	Nov. 18	at PIT	1-6 L	8-9-3	19
21	Nov. 19	vs. PHI	3-2 W	9-9-3	21
22	Nov. 21	vs. NYR	1-3 L	9-10-3	21
23	Nov. 24	vs. BOS	0-4 L	9-11-3	21
24	Nov. 26	vs. PIT	6-2 W	10-11-3	23
25	Nov. 29	at MNS	0-5 L	10-12-3	23
26	Nov. 30	at PHI	5-5 T	10-12-4	24
27	Dec. 2	at MTL	4-4 T	10-12-5	25
28	Dec. 3	at NYR	2-3 L	10-13-5	25
29	Dec. 7	vs. VAN	5-2 W	11-13-5	27
30	Dec. 9	at STL	1-2 L	11-14-5	27
31	Dec. 10	vs. STL	4-5 L	11-15-5	27
32	Dec. 13	at DET	2-0 W	12-15-5	29
33	Dec. 16	at PIT	3-5 L	12-16-5	29
34	Dec. 17	vs. NYI	4-0 W	13-16-5	31
35	Dec. 20	vs. TOR	5-3 W	14-16-5	33
36	Dec. 21	at NYR	5-2 W	15-16-5	35
37	Dec. 23	at BOS	1-3 L	15-17-5	35
38	Dec. 27	vs. BOS	1-3 L	15-18-5	35
39	Dec. 30	at MTL	1-1 T	15-18-6	36
40	Jan. 2	at NYI	6-1 W	16-18-6	38
41	Jan. 3	vs. PHI	1-3 L	16-19-6	38
42	Jan. 6	at STL	2-2 T	16-19-7	39
43	Jan. 7	vs. VAN	5-2 W	17-19-7	41
44	Jan. 10	vs. CHI	5-2 W	18-19-7	43
45	Jan. 12	vs. TOR	1-0 W	19-19-7	45
46	Jan. 14	vs. LAK	4-1 W	20-19-7	47
47	Jan. 17	at STL	3-3 T	20-19-8	48
48	Jan. 19	vs. STL	1-2 L	20-20-8	48
49	Jan. 21	vs. MTL	2-3 L	20-21-8	48
50	Jan. 24	vs. CAL	2-5 L	20-22-8	48
51	Jan. 26	vs. LAK	3-3 T	20-22-9	49
52	Jan. 28	at BUF	8-5 W	21-22-9	51
53	Feb. 1	vs. MNS	3-1 W	22-22-9	53
54	Feb. 3	at DET	0-1 L	22-23-9	53
55	Feb. 4	at NYR	0-6 L	22-24-9	53
56	Feb. 7	vs. DET	3-5 L	22-25-9	53
57	Feb. 9	vs. CHI	3-4 L	22-26-9	53
58	Feb. 11	vs. CAL	3-1 W	23-26-9	55
59	Feb. 14	at CAL	3-3 T	23-26-10	56
60	Feb. 16	at VAN	0-5 L	23-27-10	56
61	Feb. 17	at LAK	3-3 T	23-27-11	57
62	Feb. 21	at TOR	2-2 T	23-27-12	58
63	Feb. 25	at CHI	2-4 L	23-28-12	58
64	Mar. 1	vs. BUF	4-4 T	23-28-13	59
65	Mar. 3	at MNS	0-3 L	23-29-13	59
66	Mar. 4	vs. CAL	3-2 W	24-29-13	61
67	Mar. 7	vs. DET	2-5 L	24-30-13	61
68	Mar. 9	vs. BOS	2-3 L	24-31-13	61
69	Mar. 10	at PHI	1-2 L	24-32-13	61
70	Mar. 14	vs. STL	1-1 T	24-32-14	62
71	Mar. 17	vs. CHI	3-2 W	25-32-14	64
72	Mar. 18	at BOS	1-7 L	25-33-14	64
73	Mar. 22	vs. NYR	1-4 L	25-34-14	64
74	Mar. 24	at CHI	0-7 L	25-35-14	64
75	Mar. 25	vs. PIT	2-4 L	25-36-14	64
76	Mar. 28	at PIT	3-6 L	25-37-14	64
77	Mar. 29	at PHI	2-4 L	25-38-14	64
78	Apr. 1	vs. NYI	4-4 T	25-38-15	65

PLASTIC
WASTE
IS A
PROBLEM.
INNOVATION
IS OUR
SOLUTION.

END PLASTIC WASTE

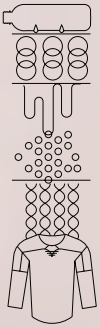

ADIZERO PRIMEGREEN. MADE IN PART WITH RECYCLED MATERIALS.

adidas

NHL®

©NHL 2021

2020–21 RESULTS

2020-21 NHL STATISTICS

HONDA WEST

RANK	TEAM	GP	W	L	OT	PTS	REG W	ROW	GF	GA	DIFF	HOME	AWAY	S/O
1	Colorado - P	56	39	13	4	82	35	39	197	133	+64	22-4-2	17-9-2	0-1
2	Vegas - x	56	40	14	2	82	30	39	191	124	67	21-5-2	19-9-0	1-2
3	Minnesota - x	56	35	16	5	75	27	34	181	160	21	21-5-2	14-11-3	1-1
4	St. Louis - x	56	27	20	9	63	19	25	169	170	-1	12-11-5	15-9-4	2-3
5	Arizona	56	24	26	6	54	19	21	153	176	-23	12-12-4	12-14-2	3-2
6	Los Angeles	56	21	28	7	49	19	20	143	170	-27	9-14-5	12-14-2	1-1
7	San Jose	56	21	28	7	49	15	16	151	199	-48	11-13-4	10-15-3	5-3
8	Anaheim	56	17	30	9	43	11	15	126	179	-53	6-18-4	11-12-5	2-2

DISCOVER CENTRAL

RANK	TEAM	GP	W	L	OT	PTS	REG W	ROW	GF	GA	DIFF	HOME	AWAY	S/O
1	Carolina - y	56	36	12	8	80	27	32	179	136	+43	20-3-5	16-9-3	4-2
2	Florida - x	56	37	14	5	79	26	36	189	153	+36	20-5-3	17-9-2	1-2
3	Tampa Bay - x	56	36	17	3	75	29	35	181	147	+34	21-7-0	15-10-3	1-2
4	Nashville - x	56	31	23	2	64	21	26	156	154	+2	18-10-0	13-13-2	5-0
5	Dallas	56	23	19	14	60	17	21	158	154	+4	13-7-8	10-12-6	2-6
6	Chicago	56	24	25	7	55	15	22	161	186	-25	13-11-4	11-14-3	2-2
7	Detroit	56	19	27	10	48	16	17	127	171	-44	12-11-5	7-16-5	2-3
8	Columbus	56	18	26	12	48	12	15	137	187	-50	11-9-8	7-17-4	3-3

MASSMUTUAL EAST

RANK	TEAM	GP	W	L	OT	PTS	REG W	ROW	GF	GA	DIFF	HOME	AWAY	S/O
1	Pittsburgh - y	56	37	16	3	77	29	34	196	156	+40	22-4-2	15-12-1	3-1
2	Washington - x	56	36	15	5	77	29	33	191	163	+28	17-8-3	19-7-2	3-2
3	Boston - x	56	33	16	7	73	25	29	168	136	+32	18-7-3	15-9-4	4-2
4	NY Islanders - x	56	32	17	7	71	24	28	156	128	+28	21-4-3	11-13-4	4-3
5	NY Rangers	56	27	23	6	60	24	26	177	157	+20	14-11-3	13-12-3	1-2
6	Philadelphia	56	25	23	8	58	17	22	163	201	-38	12-12-4	13-11-4	3-4
7	New Jersey	56	19	30	7	45	15	19	145	194	-49	7-18-3	12-12-4	0-5
8	Buffalo	56	15	34	7	37	11	11	138	199	-61	8-16-4	7-18-3	4-3

SCOTIA NORTH

RANK	TEAM	GP	W	L	OT	PTS	REG W	ROW	GF	GA	DIFF	HOME	AWAY	S/O
1	Toronto - y	56	35	14	7	77	29	34	187	148	+39	18-7-3	17-7-4	1-0
2	Edmonton - x	56	35	19	2	72	31	35	183	154	+29	16-12-0	19-7-2	0-0
3	Winnipeg - x	56	30	23	3	63	24	30	170	154	+16	13-13-2	17-10-1	0-2
4	Montreal - x	56	24	21	11	59	20	23	159	168	-9	13-11-4	11-10-7	1-3
5	Calgary	56	26	27	3	55	22	25	156	161	-5	15-12-1	11-15-2	1-1
6	Ottawa	56	23	28	5	51	18	21	157	190	-33	14-10-4	9-18-1	2-1
7	Vancouver	56	23	29	4	50	17	20	151	188	-37	13-12-3	10-17-1	3-1

Teams receive 2 points for a victory (W) 1 point for an overtime or shootout loss (OT), x - clinched playoff spot y - clinched division z - clinched conference

2020-21 FLAMES HIGHS & LOWS – TEAM

MOST RECENT LISTED

LONGEST STREAKS

WINNING: 3 games
May 9 – May 16

HOME WINNING: 3 games
Mar. 11 – Mar. 15

ROAD WINNING: 3 games
Apr. 13 – Apr. 14

LOSING (REGULATION): 4 games
Mar. 29 – Apr. 5

HOME LOSING (REGULATION): 3 games
Mar. 29 – Apr. 5

ROAD LOSING (REGULATION): 3 games
Mar. 20 – Mar. 25

MOST GOALS

FOR, ONE GAME: 7 goals
Mar. 4 (CGY 7 vs. OTT 3)

FOR, ONE HOME GAME: 7 goals
Mar. 4 (CGY 7 vs. OTT 3)

FOR, ONE ROAD GAME: 6 goals (2x)
May 16 (CGY 6 @ VAN 5)

AGAINST, ONE GAME: 7 goals (2x)
Mar.17 (EDM 7 @ CGY 3)

AGAINST, ONE HOME GAME: 7 goals
Mar.17 (EDM 7 @ CGY 3)

AGAINST, ONE ROAD GAME: 7 goals
Feb.20 (EDM 7 vs. CGY 1)

TOTAL GOALS, ONE GAME: 11 goals
May 16 (CGY 6 @ VAN 5 OT)

FOR, ONE PERIOD: 4 goals (2x)
Apr.10 (CGY 5 vs. EDM 0) 2nd period

AGAINST, ONE PERIOD: 4 goals (2x)
May 16 (VAN 5 vs. CGY 6) 3rd period

LARGEST

WINNING MARGIN: 5 goals
May 9 (CGY 6 vs. OTT 1)

LOSING MARGIN: 6 goals
Feb. 20 (CGY 1 at EDM 7)

MOST SHOTS, GAME

FOR: 44 shots Feb. 20
(CGY 1 at EDM 7)

FOR, ONE HOME GAME: 36 shots
May 9 (CGY 6 vs 1 OTT)

FOR, ONE ROAD GAME: 44 shots
Feb. 20 (CGY 1 at EDM 7)

AGAINST: 46 shots
Feb. 13 (CGY 1 vs VAN 3)

AGAINST, ONE HOME GAME: 33 shots
Feb. 17 (CGY 1 vs VAN 5)

AGAINST, ONE ROAD GAME: 46 shots
Feb. 13 (CGY 1 vs VAN 3)

MOST SHOTS, PERIOD

FOR: 22 shots
May 18 (CGY 2 at VAN 4) 3rd period

FOR, ONE HOME PERIOD: 20 shots
Jan. 18 (CGY 5 vs VAN 2) 2nd period

FOR, ONE ROAD PERIOD: 22 shots
May 18 (CGY 2 at VAN 4) 3rd period

AGAINST: 22 shots
Mar. 1 (CGY 1 at OTT 5) 2nd period

AGAINST, ONE HOME PERIOD: 16 shots
Jan. 18 (CGY 5 vs VAN 2) 1st period

AGAINST, ONE ROAD PERIOD: 22 shots
Mar. 1 (CGY 1 at OTT 5) 2nd period

FEWEST SHOTS, GAME

FOR: 18 shots
Mar. 20 (CGY 0 at 2 TOR)

FOR, ONE HOME GAME: 21 shots
Feb. 19 (CGY 1 vs 2 EDM)

FOR, ONE ROAD GAME: 18 shots
Mar. 20 (CGY 0 at 2 TOR)

AGAINST: 17 shots
Apr. 10 (CGY 5 vs EDM 0)

AGAINST, ONE HOME GAME: 17 shots
Apr. 10 (CGY 5 vs EDM 0)

AGAINST, ONE ROAD GAME: 21 shots
Jan. 28 (CGY 2 at MTL 4)

FEWEST SHOTS, PERIOD

FOR: 1 shot
Jan. 26 (CGY 3 vs TOR 4) 1st period

FOR, ONE HOME PERIOD: 1 shot
Jan. 26 (CGY 3 vs TOR 4) 1st period

FOR, ONE ROAD PERIOD: 2 shots
Mar. 20 (CGY 0 at 2 TOR 3rd period

AGAINST: 2 shots
May 13 (CGY 4 at VAN 1) 3rd period

AGAINST, ONE HOME PERIOD: 2 shots
May 13 (CGY 4 at VAN 1) 3rd period

AGAINST, ONE ROAD PERIOD: 3 shots
May 18 (CGY 2 at VAN 4) 3rd period

MOST POWER PLAY GOALS

FOR, ONE GAME: 3 goals Jan. 18
(CGY 3 vs VAN 0)

AGAINST, ONE GAME: 3 goals
Mar. 17 (CGY 3 vs EDM 7)

TOTAL, ONE GAME: 4 goals
Mar. 17 (CGY 3 vs EDM 7)

MOST SHORT-HANDED GOALS

FOR, ONE GAME: 1 goal
Apr. 5 (CGY 3 vs TOR 5)

AGAINST, ONE GAME: 1 goal
May 16 (CGY 6 at VAN 5 OT)

TOTAL, ONE GAME: 1 goal May 16
(CGY 6 at VAN 5 OT)

2020-21 FLAMES HIGHS & LOWS – INDIVIDUAL

MOST RECENT LISTED

MOST CONSECUTIVE GAMES

SCORING GOALS: 3 games,
Elias Lindholm: Apr. 16 - 23

REGISTERING ASSISTS: 4 games,
Elias Lindholm: Jan. 28 – Feb. 2

SCORING POINTS: 9 games,
Johnny Gaudreau: Jan. 14 – Feb. 2

MOST

GAMES PLAYED: 56 (Gaudreau, Lindholm, Tkachuk, Mangiapane, Giordano, Lucic, Andersson, Tanev)

GOALS: 19
Johnny Gaudreau, Elias Lindholm

GOALS, ONE GAME: 3
Dillon Dube, Mar. 4
(CGY 7 vs OTT 3)

GOALS, ONE PERIOD: 2
Andrew Mangiapane, May 16
(CGY 6 at VAN 5 OT)

ASSISTS: 30
Johnny Gaudreau

ASSISTS, ONE GAME: 3
Matthew Tkachuk, Mar. 4
(CGY 7 vs OTT 3)

ASSISTS, ONE PERIOD: 2
Mikael Backlund May 16
(CGY 6 at VAN 5 OT)

POINTS: 49
Johnny Gaudreau (19 goals, 30 assists)

POINTS, ONE GAME: 3
Dillon Dube, Matthew Tkachuk, Mar. 4
(CGY 7 vs OTT 3)

POINTS, ONE PERIOD: 2
Mikael Backlund, May 16
(CGY 6 at VAN 5 OT)

PENALTY MINUTES: 55 minutes
Matthew Tkachuk

PENALTY MINUTES, ONE GAME: 7 minutes
Matthew Tkachuk, Mar. 6
(CGY 2 vs EDM 3)

PENALTY MINUTES, ONE PERIOD:7 minutes
Sam Bennett, Feb. 20
(CGY 2 at EDM 3)

POWER PLAY GOALS: 7 goals
Johnny Gaudreau

GAME WINNING GOALS: 5
Sean Monahan, Johnny Gaudreau

SHORT-HANDED GOALS: 1
Andrew Mangiapane, Mikael Backlund

SHOTS: 151
Matthew Tkachuk

SHOTS, ONE GAME: 7 shots
Johnny Gaudreau, Feb. 15
(CGY 4 at VAN 3 OT)

SAVES, ONE GAME: 43
Jacob Markstrom, Feb. 13
(CGY 1 at VAN 3)

SAVES, ONE PERIOD: 20
Jacob Markstrom, Feb. 15
(CGY 4 at VAN 3 OT)

PLUS/MINUS: 15
Chris Tanev

SHOOTING PERCENTAGE (MIN. 2 SHOTS): 50.0%
Byron Froese

HITS: 139
Milan Lucic

TIME ON ICE PER GAME PLAYED: 22:57
Mark Giordano

BLOCKED SHOTS: 111
Mark Giordano

TAKEAWAYS: 48
Mikael Backlund

FACEOFFS WON: 509
Elias Lindholm

FACEOFF PERCENTAGE (MIN. 5 ATTEMPTS): 54.29%
Adam Ruzicka

FASTEST OPENING GOAL

FOR: 0:56
Elias Lindholm: Feb. 6
(CGY 6 vs EDM 4)

AGAINST: 0:58
Morgan Rielly, Apr. 4
(CGY 2 vs 4 TOR)

FASTEST OPENING GOAL OTHER THAN 1ST PERIOD

FOR: 0:07
Chris Tanev, Feb. 1
(CGY 4 at WPG 3 SO) 2nd period

AGAINST: 0:34
Mason Appleton, Mar. 27
(CGY 4 vs WPG 2) 2nd period

2020-21 FLAMES HIGHS & LOWS

FLAMES MONTH-BY-MONTH RECORD:

MONTH	GP	W	L	OTL	L/SO	GF	GA	PTS
JAN.	7	3	3	1	-	20	17	7
FEB.	15	7	7	1	-	38	48	15
MAR.	15	6	8	-	1	38	46	13
APR.	12	6	6	-	-	35	27	12
MAY	7	4	3	-	-	25	21	8
TOTAL	**56**	**26**	**27**	**2**	**1**	**156**	**161**	**55**

2020-21 FLAMES SCORING SUMMARY

				REGULAR SEASON											
RANK	POS	PLAYER	SW#	GP	TOI/G	G	A	PTS	+/-	PIM	PP	SHG	GW	S	S%
1	L	Johnny Gaudreau	13	56	18:25	19	30	49	2	6	7	0	5	112	17.0
2	C	Elias Lindholm	28	56	19:54	19	28	47	10	22	6	0	4	130	14.6
3	L	Matthew Tkachuk	19	56	18:09	16	27	43	6	55	4	0	0	151	10.6
4	L	Andrew Mangiapane	88	56	16:40	18	14	32	1	24	2	1	4	91	19.8
5	C	Mikael Backlund	11	54	17:36	9	23	32	-7	30	0	1	1	144	6.3
6	C	Sean Monahan	23	50	17:41	10	18	28	-6	10	4	0	5	98	10.2
7	D	Mark Giordano	5	56	22:57	9	17	26	5	14	4	0	2	142	6.3
8	L	Milan Lucic	17	56	13:38	10	13	23	-8	46	2	0	0	74	13.5
9	C	Dillon Dube	29	51	13:38	11	11	22	-1	20	2	0	0	84	13.1
10	D	Rasmus Andersson	4	56	21:13	5	16	21	-9	34	1	0	0	96	5.2
11	D	Noah Hanifin	55	47	20:01	4	11	15	-2	18	0	0	1	89	4.5
12	C	Derek Ryan	10	43	11:53	2	11	13	6	16	0	0	0	37	5.4
13	C	Sam Bennett	93	38	13:28	4	8	12	-14	19	0	0	1	67	6.0
14	D	Christopher Tanev	8	56	21:44	2	10	12	15	6	0	0	0	66	3.0
15	D	Juuso Valimaki	6	49	15:26	2	9	11	-2	26	0	0	0	72	2.8
16	L	Josh Leivo	27	38	10:45	6	3	9	-3	10	0	0	2	50	12.0
17	R	Brett Ritchie	24	32	11:22	4	4	8	-5	24	0	0	0	36	11.1
18	C	Joakim Nordstrom	20	44	11:33	1	6	7	1	6	0	0	0	46	2.2
19	D	Michael Stone	26	21	16:05	2	2	4	-1	6	0	0	0	41	4.9
20	D	Nikita Nesterov	89	38	15:52	0	4	4	-10	20	0	0	0	33	0.0
21	D	Connor Mackey	3	6	14:10	1	2	3	3	20	0	0	0	4	25.0
22	C	Byron Froese	38	6	8:18	1	0	1	1	2	0	0	0	2	50.0
23	C	Adam Ruzicka	63	3	10:45	0	1	1	2	4	0	0	0	3	0.0
24	C	Glenn Gawdin	42	7	6:55	0	1	1	-1	0	0	0	0	1	0.0
25	D	Oliver Kylington	58	8	13:05	0	1	1	-1	0	0	0	0	7	0.0
26	C	Matthew Phillips	41	1	14:19	0	0	0	0	0	0	0	0	2	0.0
27	C	Zac Rinaldo	36	4	5:50	0	0	0	-1	5	0	0	0	1	0.0
28	R	Buddy Robinson	53	9	7:08	0	0	0	0	0	0	0	0	6	0.0
29	C	Dominik Simon	81	11	9:36	0	0	0	0	0	0	0	0	4	0.0

GOALTENDERS

RK	POS	PLAYER	SW#	GP	W	L	OT	SA	GA	GAA	SV	SV%	SO	A	PIM	MIN
1	G	Jacob Markstrom	25	43	22	19	2	1161	111	2.68	1050	.904	3	0	2	2,487:56
2	G	David Rittich	33	15	4	7	1	374	36	2.90	338	.904	1	0	0	745:05
3	G	Louis Domingue	70	1	0	1	0	23	3	3.12	20	.870	0	0	0	57:42
4	G	Artyom Zagidulin	50	1	0	0	0	11	2	4.25	9	.818	0	0	0	28:13

2020-21 FLAMES TOP SCORERS

ELIAS LINDHOLM
T-1st on Flames with 19 goals

JOHNNY GAUDREAU
T-1st on Flames with 19 goals

ANDREW MANGIAPANE
3rd on Flames with 18 goals

INDIVIDUAL GOAL SCORING BREAKDOWN

		BY PERIOD					BY HALF & HOME/ROAD					TEAM RECORD WHEN SCORING				
PLAYER	TOT	1	2	3	OT	SO	1H	2H	HOME	ROAD	ENG	GP	W	L	OT	SOL
Elias Lindholm	19	7	7	4	1	0	6	13	11	8	1	18	12	5	1	0
Johnny Gaudreau	19	5	5	7	2	1	11	8	10	9	0	17	10	5	1	1
Andrew Mangiapane	18	6	7	5	0	0	8	10	9	9	0	17	10	6	1	0
Matthew Tkachuk	16	4	6	6	0	1	7	9	7	9	0	14	8	5	1	0
Dillon Dube	11	3	4	4	0	0	6	5	9	2	0	8	8	0	0	0
Milan Lucic	10	1	6	3	0	0	6	4	5	5	0	10	4	6	0	0
Sean Monahan	10	4	4	3	0	1	7	3	7	3	1	9	8	1	0	0
Mikael Backlund	9	1	4	4	0	0	5	4	6	3	0	8	6	2	0	0
Mark Giordano	9	2	5	2	0	0	3	6	5	4	0	9	7	1	0	1
Josh Leivo	6	3	2	1	0	0	3	3	4	2	0	5	5	0	0	0
Rasmus Andersson	5	1	1	3	0	0	3	2	4	1	2	5	3	2	0	0
Sam Bennett	4	1	1	2	0	0	3	1	2	2	0	4	3	1	0	0
Noah Hanifin	4	1	0	3	0	0	2	2	2	2	0	4	2	1	0	1
Brett Ritchie	4	1	1	2	0	0	1	3	4	0	0	4	4	0	0	0
Derek Ryan	2	1	0	1	0	0	1	1	1	1	0	2	2	0	0	0
Michael Stone	2	1	1	0	0	0	0	2	1	1	0	2	1	0	0	0
Chris Tanev	2	1	1	0	0	0	1	1	0	2	0	2	2	0	0	0
Juuso Valimaki	2	2	0	0	0	0	1	1	0	2	0	2	2	0	0	0
Byron Froese	1	0	1	0	0	0	1	0	1	0	0	1	1	0	0	0
Connor Mackey	1	0	0	1	0	0	0	1	1	0	0	1	1	0	0	0
Joakim Nordstrom	1	1	0	0	0	0	0	1	1	0	0	1	0	1	0	0
Oliver Kylington	0	0	0	0	0	0	0	0	0	0	0	0	0	0	0	0
Nikita Nesterov	0	0	0	0	0	0	0	0	0	0	0	0	0	0	0	0
Zac Rinaldo	0	0	0	0	0	0	0	0	0	0	0	0	0	0	0	0
Buddy Robinson	0	0	0	0	0	0	0	0	0	0	0	0	0	0	0	0
Dominik Simon	0	0	0	0	0	0	0	0	0	0	0	0	0	0	0	0

Only includes goals scored with the Calgary Flames.

POWER-PLAY GOALS FOR

PLAYER	ANA	ARI	BOS	BUF	CAR	CHI	COL	CBJ	DAL	DET	EDM	FLA	LAK	MIN	MTL	NSH	NJD	NYI	NYR	OTT	PHI	PIT	SJS	STL	TBL	TOR	VAN	VGK	WSH	WPG	TL
Andersson															1																1
Backlund																															0
Bennett																															0
Dube											1																1				2
Gaudreau											2				1					1						1	1			1	7
Giordano																				1						1	1			1	4
Hanifin																															0
Leivo																															0
Lindholm											1				1											1	1			2	6
Lucic																				1										1	2
Mangiapane											1				1																2
Mackey																															0
Monahan															1					1						1	1				4
Nesterov																															0
Nordstrom																															0
Rinaldo																															0
Robinson																															0
Ryan																															0
Simon																															0
Stone																															0
Tanev																															0
Tkachuk																										2	2				4
Valimaki																															0
TOTALS	**0**	**0**	**0**	**0**	**0**	**0**	**0**	**0**	**0**	**0**	**5**	**0**	**0**	**0**	**5**	**0**	**0**	**0**	**0**	**4**	**0**	**0**	**0**	**0**	**0**	**6**	**7**	**0**	**0**	**5**	**32**

POWER-PLAY RECORD

	ADVANTAGES	PP GOALS	PCT.	NHL RANK
HOME	90	20	22.2	12th
ROAD	85	12	14.1	26th
POWER PLAY RECORD	**175**	**32**	**18.3**	**21st**

POWER-PLAY GOALS AGAINST

ANA	ARI	BOS	BUF	CAR	CHI	COL	CBJ	DAL	DET	EDM	FLA	LAK	MIN	MTL	NSH	NJD	NYI	NYR	OTT	PHI	PIT	SJS	STL	TBL	TOR	VAN	VGK	WSH	WPG	TOTAL
0	0	0	0	0	0	0	0	0	0	10	0	0	0	4	0	0	0	0	5	0	0	0	0	0	3	5	0	0	7	34

PENALTY KILL RECORD

	DISADVANTAGES	PPG AGAINST	PCT.	NHL RANK
HOME	80	16	80.0	16th
ROAD	92	18	80.4	15th
PENALTY KILLING RECORD	**172**	**34**	**80.2**	**15th**

SHORT-HANDED GOALS

FOR (2)

PLAYER	DATE	VS.	RESULT
A. Mangiapane	Feb. 27	OTT	6-3 W
M. Backlund	Apr. 5	TOR	3-5 L

AGAINST (7)

PLAYER	DATE	VS.	RESULT
T. Myers	Jan. 18	VAN	5-2 W
T. Toffoli	Jan. 28	MTL	2-4 L
T. Lewis	Feb. 2	WPG	2-3 L
B. Boeser	Feb. 15	VAN	4-3 OT W
C. Brown	Apr. 19	OTT	2-4 L
A. Lowry	May 5	WPG	0-4 L
J. Miller	May 16	VAN	6-5 OT W

EMPTY NET GOALS

FOR (4)

PLAYER	DATE	VS.	RESULT
R. Andersson	Jan. 18	VAN	5-2 W
S. Monahan	Apr. 14	TOR	4-1 W
E. Lindholm	Apr. 23	MTL	4-2 W
R. Andersson	Apr. 24	MTL	5-2 W

AGAINST (8)

PLAYER	DATE	VS.	RESULT
M. Appleton	Feb. 4	WPG	1-4 L
B. Sutter	Feb. 13	VAN	1-3 L
C. White	Mar. 1	OTT	1-5 L
N. Zaitsev	Mar. 25	OTT	1-3 L
C. Brown	Apr. 19	OTT	2-4 L
J. Archibald	May 1	EDM	1-4 L
D. Nurse	May 1	EDM	1-4 L
B. Boeser	May 18	VAN	2-4 L

SHUTOUTS

FOR (4)

GOALTENDER	DATE	VS.	RESULT
J. Markstrom	3-0 W	Jan. 16	VAN
J. Markstrom	2-0 W	Jan. 30	MTL
D. Rittich	3-0 W	Feb. 22	TOR
J. Markstrom	5-0 W	Apr. 10	EDM

AGAINST (2)

GOALTENDER	DATE	VS.	RESULT
J. Campbell	0-2 L	Mar. 20	TOR
C. Hellebuyck	0-4 L	May 5	WPG

HAT TRICKS

FOR (1)

PLAYER	DATE	VS.	RESULT	GOALIE	GOALS
D. Dube	Mar. 4	OTT	7-3 W	M. Murray/J. Daccord	3

AGAINST (1)

PLAYER	DATE	VS.	RESULT	GOALIE	GOALS
C. McDavid	Feb. 20	EDM	1-7 L	J. Markstrom	3

PENALTY BREAKDOWN

PLAYER	GP	PIM	MINOR	MAJOR	MISC	G MISC	MATCH
Andersson	56	34	16	0	0	0	0
Backlund	54	30	14	0	0	0	0
Bennett	38	19	7	1	0	0	0
Dube	51	20	10	0	0	0	0
Froese	6	2	1	0	0	0	0
Gaudreau	56	6	3	0	0	0	0
Gawdin	7	0	0	0	0	0	0
Giordano	56	14	7	0	0	0	0
Hanifin	47	18	9	0	0	0	0
Kylington	8	0	0	0	0	0	0
Leivo	38	10	5	0	0	0	0
Lindholm	56	22	11	0	0	0	0
Lucic	56	46	13	4	0	0	0
Mangiapane	56	24	11	0	0	0	0
Mackey	6	20	5	2	0	0	0
Monahan	50	10	5	0	0	0	0
Nesterov	38	20	10	0	0	0	0
Nordstrom	44	6	3	0	0	0	0
Phillips	1	0	0	0	0	0	0
Rinaldo	4	5	0	1	0	0	0
Robinson	9	0	0	0	0	0	0
Ritchie	32	24	7	2	0	0	0
Ruzicka	3	4	2	0	0	0	0
Ryan	43	16	8	0	0	0	0
Simon	11	0	0	0	0	0	0
Stone	21	6	3	0	0	0	0
Tanev	56	6	3	0	0	0	0
Tkachuk	56	55	20	3	0	0	0
Valimaki	49	26	13	0	0	0	0

MULTIPLE POINT GAMES

	GOALS				ASSISTS					POINTS					
PLAYER	2	3	4	TOTAL	2	3	4	5	TOTAL	2	3	4	5	6	TOTAL
Andersson	-	-	-	-	4	-	-	-	4	-	-	-	-	-	4
Backlund	1	-	-	1	3	-	-	-	3	-	2	-	-	-	6
Bennett	-	-	-	-	2	-	-	-	2	-	-	-	-	-	2
Dube	-	1	-	1	-	-	-	-	-	3	-	-	-	-	4
Froese	-	-	-	-	-	-	-	-	-	-	-	-	-	-	-
Gaudreau	2	-	-	2	4	-	-	-	4	4	1	-	-	-	11
Gawdin	-	-	-	-	-	-	-	-	-	-	-	-	-	-	-
Giordano	-	-	-	-	1	-	-	-	1	4	-	-	-	-	5
Hanifin	-	-	-	-	1	-	-	-	1	-	-	-	-	-	1
Kylington	-	-	-	-	-	-	-	-	-	-	-	-	-	-	-
Leivo	1	-	-	1	-	-	-	-	-	1	-	-	-	-	2
Lindholm	1	-	-	1	4	-	-	-	4	6	-	-	-	-	11
Lucic	-	-	-	-	-	-	-	-	-	1	-	-	-	-	1
Mangiapane	1	-	-	1	1	-	-	-	1	3	-	-	-	-	5
Mackey	-	-	-	-	-	-	-	-	-	-	-	-	-	-	-
Monahan	1	-	-	1	3	-	-	-	3	2	1	-	-	-	7
Nesterov	-	-	-	-	-	-	-	-	-	-	-	-	-	-	-
Nordstrom	-	-	-	-	-	-	-	-	-	-	-	-	-	-	-
Phillips	-	-	-	-	-	-	-	-	-	-	-	-	-	-	-
Rinaldo	-	-	-	-	-	-	-	-	-	-	-	-	-	-	-
Robinson	-	-	-	-	-	-	-	-	-	-	-	-	-	-	-
Ritchie	-	-	-	-	-	-	-	-	-	1	1	-	-	-	2
Ruzicka	-	-	-	-	-	-	-	-	-	-	-	-	-	-	-
Ryan	-	-	-	-	2	1	-	-	3	1	-	-	-	-	4
Simon	-	-	-	-	-	-	-	-	-	-	-	-	-	-	-
Stone	-	-	-	-	-	-	-	-	-	-	-	-	-	-	-
Tanev	-	-	-	-	1	-	-	-	1	-	-	-	-	-	1
Tkachuk	2	-	-	2	3	1	-	-	4	4	1	-	-	-	11
Valimaki	-	-	-	-	-	-	-	-	-	-	-	-	-	-	-

2020-21 FLAMES RESULTS OVERALL

GOAL KEY: underline = power play goal, * = shorthanded goal, **bold = game-winning goal**, ***bold italic = GW shoot-out goal***, + = game-tying goal, $ = empty net, # = penalty shot

OVERALL

GAME #	DAY	DATE	HOME	AWAY	RESULT	RECORD	PTS	GF	GA	FLAMES GOALS BY #	DECIDING GOAL	SHOTS - CGY/OPP	PP	PK	GOALIE	SAVES / SHOTS	SAVE %	ATTENDANCE	CONF. RANK
1	Thu	Jan. 14	WPG	CGY	3-4 (OT) L	0-0-1-0	1	3	4	19, 13, 28	Laine	26-34	1/4	4/5	Markstrom	30-34	.822	x	6
2	Sat	Jan. 16	CGY	VAN	3-0 W	1-0-1-0	3	6	4	**23**, 29, 19	**Monahan**	35-32	3/6	4/4	Markstrom	32-32	1	x	3
3	Mon	Jan. 18	CGY	VAN	5-2 W	2-0-1-0	5	11	6	13, 11, **28**, 5, 4$	**Lindholm**	32-27	2/7	4/4	Markstrom	25-27	.935	x	3
4	Sun	Jan. 24	CGY	TOR	2-3 L	2-1-1-0	5	13	9	23, 19	Matthews	33-32	1/4	3/4	Markstrom	29-32	.906	x	5
5	Tue	Jan. 26	CGY	TOR	3-4 L	2-2-1-0	5	16	13	13, 17,13	Marner	26-21	1/4	1/2	Markstrom	22-26	.810	x	6
6	Thu	Jan. 28	MTL	CGY	2-4 L	2-3-1-0	5	18	17	17, 4	Anderson	25-21	1/4	1/3	Rittich	17-21	.810	x	6
7	Sat	Jan. 30	MTL	CGY	2-0 W	3-3-1-0	7	20	17	13, 11	**Gaudreau**	33-37	1/6	5/5	Markstrom	37-37	1.000	x	6
8	Mon	Feb. 1	WPG	CGY	4-3 (SO) W	4-3-1-0	9	24	20	8, 13, 88, ***13***	**Gaudreau**	28-28	0/2	2/4	Markstrom	24-28	.893	x	6
9	Tue	Feb. 2	WPG	CGY	2-3 L	4-4-1-0	9	26	23	19, 19	Ehlers	31-28	0/4	2/2	Rittich	25-28	.839	x	6
10	Thu	Feb. 4	WPG	CGY	1-4 L	4-5-1-0	9	27	27	88	Connor	24-27	0/4	3/3	Markstrom	23-26	.885	x	6
11	Sat	Feb. 6	CGY	EDM	6-4 W	5-5-1-0	11	33	31	28, 17, 11, 29, **13**, 93	**Gaudreau**	28-32	1/4	5/6	Markstrom	28-32	.875	x	6
12	Tue	Feb. 9	CGY	WPG	3-2 W	6-5-1-0	13	36	33	88,38,**28**	**Lindholm**	29-27	1/2	1/2	Markstrom	27-29	.926	x	5
13	Thu	Feb. 11	VAN	CGY	3-1 W	7-5-1-0	15	39	34	5, 88, 13	**Gaudreau**	26-34	0/3	1/1	Markstrom	33-34	.971	x	5
14	Sat	Feb. 13	VAN	CGY	1-3 L	7-6-1-0	15	40	37	93	Myers	19-46	0/3	4/4	Markstrom	43-45	.956	x	5
15	Mon	Feb. 15	VAN	CGY	4-3 (OT) W	8-6-1-0	17	44	40	17, 28, 29, 13	**Gaudreau**	27-33	1/4	4/6	Markstrom	30-33	.909	x	5
16	Wed	Feb. 17	CGY	VAN	1-5 L	8-7-1-0	17	45	45	88	Horvat	36-33	0/2	1/1	Markstrom	24/29	.828	x	5
17	Fri	Feb. 19	CGY	EDM	1-2 L	8-8-1-0	17	46	47	4	Haas	25-21	0/3	2/2	Rittich	23/25	.920	x	5
18	Sat	Feb. 20	EDM	CGY	1-7 L	8-9-1-0	17	47	54	88	Nugent-Hopkins	44-24	1/6	2/5	Markstrom	10-15	.667	x	5
19	Mon	Feb. 22	TOR	CGY	3-0 W	9-9-1-0	19	50	54	**93**, 19, 23	**Bennett**	33-34	2/5	7/7	Rittich	34-34	1.000	x	5
20	Wed	Feb. 24	TOR	CGY	1-2(OT) L	9-9-2-0	20	51	56	88	Nylander	22-39	0/2	4/4	Rittich	37-39	.949	x	5
21	Thu	Feb. 25	OTT	CGY	1-6 L	9-10-2-0	20	52	62	17	Gudbranson	30-31	0/0	0/0	Rittich	16-20	.800	x	5
22	Sat	Feb. 27	OTT	CGY	6-3 W	10-10-2-0	22	58	65	6, 11, 28, **23**, 88*, 19	**Monahan**	38-34	1/4	3/6	Rittich	31-34	.912	x	5
23	Mon	Mar. 1	OTT	CGY	1-5 L	10-11-2-0	22	59	70	17	Batherson	28-36	1/3	1/1	Rittich	31-35	.886	x	5
24	Thu	Mar. 4	CGY	OTT	7-3 W	11-11-2-0	24	66	73	24, 29, 23, **27**, 29, 29, 10	Lievo	29-32	0/1	5/6	Rittich	29-32	.906	x	5
25	Sat	Mar. 6	EDM	CGY	2-3 L	11-12-2-0	24	68	76	13, 55	McDavid	36-33	1/3	2/2	Markstrom	30-33	.909	x	5
26	Sun	Mar. 7	CGY	OTT	3-4 (SO) L	11-12-2-1	25	71	80	5, 13, 55	Batherson	34-22	1/8	2/2	Markstrom	19-22	.864	x	5
27	Thu	Mar. 11	CGY	MTL	2-1 W	12-12-2-1	27	73	81	27, **27**	**Leivo**	29-18	0/3	2/2	Markstrom	17-18	.944	x	5
28	Sat	Mar. 13	CGY	MTL	3-1 W	13-12-2-1	29	76	82	23, **23**, 11	**Monahan**	36-25	1/3	2/2	Markstrom	24-25	.960	x	5
29	Mon	Mar. 15	CGY	EDM	4-3 W	14-12-2-1	31	80	85	29, 28, 88, **55**	**Hanifin**	27-31	0/3	1/1	Markstrom	28-31	.903	x	5
30	Wed	Mar. 17	CGY	EDM	3-7 L	14-13-2-1	31	83	92	28, 11, 13	McDavid	33-30	1/3	1/4	Markstrom	23-30	.767	x	6

2020-21 FLAMES RESULTS OVERALL CONTINUED

OVERALL

GAME #	DAY	DATE	HOME	AWAY	RESULT	RECORD	PTS	GF	GA	FLAMES GOALS BY #	DECIDING GOAL	SHOTS - CGY/OPP	PP	PK	GOALIE	SAVES / SHOTS	SAVE %	ATTENDANCE	CONF. RANK
31	Fri	Mar. 19	TOR	CGY	4-3 W	15-13-2-1	33	87	95	19, 10, 8, **5**	**Giordano**	18-27	1/3	3/3	Markstrom	24-27	.889	x	6
32	Sat	Mar. 20	TOR	CGY	0-2 L	15-14-2-1	33	87	97	x	Spezza	31-33	0/3	4/4	Rittich	31-33	.939	x	6
33	Mon	Mar. 22	OTT	CGY	1-2 L	15-15-2-1	33	88	99	13	Tierney	36-23	0/1	2/2	Markstrom	21-23	.913	x	6
34	Wed	Mar. 24	OTT	CGY	1-3 L	15-16-2-1	33	89	102	5	Tierney	29-31	0/3	3/3	Markstrom	28-30	.933	x	6
35	Fri	Mar. 26	CGY	WPG	2-3 L	15-17-2-1	33	91	105	17, 19	Stastny	26-29	1/4	4/6	Markstrom	25-27	.897	x	6
36	Sat	Mar. 27	CGY	WPG	4-2 W	16-17-2-1	35	95	107	27, 5, **88**, 93	**Mangiapane**	33-23	1/2	2/2	Rittich	21-23	.917	x	5
37	Mon	Mar. 29	CGY	WPG	1-5 L	16-18-2-1	35	96	112	28	Scheifele	30-29	1/4	2/2	Markstrom	19-23	.826	x	5
X	Wed	Mar. 31	VAN	CGY	Postponed					x	x	x	x	x	x	x	x	x	x
38	Fri	Apr. 2	EDM	CGY	2-3 L	16-19-2-1	35	98	115	26, 19	McDavid	26-25	0/2	3/5	Markstrom	22-25	.880	x	6
39	Sun	Apr. 4	CGY	TOR	2-4 L	16-20-2-1	35	100	119	20, 88	Tavares	34-30	0/1	1/1	Rittich	26-30	.867	x	6
40	Mon	Apr. 5	CGY	TOR	3-5 L	16-21-2-1	35	103	124	88, 11, 11*	Matthews	29-30	0/1	3/4	Markstrom	25-30	.883	x	6
X	Thu	Apr. 8	CGY	VAN	Postponed					x	x	x	x	x	x	x	x	x	x
41	Sat	Apr. 10	CGY	EDM	5-0 W	17-21-2-1	37	108	124	**23**, 13, 28, 5, 24	**Monahan**	32-17	1/4	2/2	Markstrom	17-17	1.000	x	5
42	Tue	Apr. 13	TOR	CGY	3-2 (OT) W	18-21-2-1	39	111	126	6, 28, **13**	**Gaudreau**	28-26	1/2	2/2	Markstrom	24-26	.923	x	5
43	Wed	Apr. 14	MTL	CGY	4-1 W	19-21-2-1	41	115	127	55, **5**, 27, 23$	**Giordano**	34-27	0/1	2/2	Markstrom	26-27	.963	x	5
44	Fri	Apr. 16	MTL	CGY	1-2 L	19-22-2-1	41	116	129	28	Toffoli	29-20	0/2	2/2	Markstrom	18-20	.900	x	5
45	Mon	Apr. 19	CGY	OTT	2-4 L	19-23-2-1	41	118	133	28, 17	Norris	28-20	0/4	1/2	Markstrom	16-19	.842	x	5
X	Tue	Apr. 20	CGY	OTT	Rescheduled	(May 9)				x	x	x	x	x	x	x	x	x	x
X	Thu	Apr. 22	CGY	MTL	Rescheduled	(Apr. 23)				x	x	x	x	x	x	x	x	x	x
46	Fri	Apr. 23	CGY	MTL	4-2 W	20-23-2-1	43	122	135	29, 88, **23**, 28$	**Monahan**	31-19	1/1	1/1	Markstrom	17-19	.895	x	5
47	Sat	Apr.24	CGY	MTL	5-2 W	21-23-2-1	45	127	137	13, 17, 13, 24, 4$	**Gaudrerau**	34-32	0/2	3/4	Markstrom	30-32	.938	x	5
48	Mon	Apr.26	CGY	MTL	1-2 L	21-24-2-1	45	128	139	28	Toffoli	24-22	1/3	2/3	Markstrom	22-24	.917	x	5
49	Thu	Apr. 29	EDM	CGY	3-1 W	22-24-2-1	47	131	140	28, **28**, 29	**Lindholm**	30-31	0/1	3/3	Markstrom	30-31	.968	x	5
50	Sat	May. 1	EDM	CGY	4-1 L	22-25-2-1	47	132	144	13	Bear	30-29	0/3	1/2	Markstrom	25-27	.926	x	5
51	Wed	May. 5	CGY	WPG	0-4 L	22-26-2-1	47	132	148	x	Lowry	32-19	0/5	2/3	Markstrom	15-19	.789	x	5
X	Fri	May. 7	CGY	EDM	Rescheduled	(Apr. 10)				x	x	x	x	x	x	x	x	x	x
52	Sun	May. 9	CGY	OTT	6-1 W	23-26-2-1	49	138	149	13, **11**, 19, 26, 26, 5	**Backlund**	36-20	1/1	3/3	Markstrom	19-20	.950	x	5
53	Thu	May. 13	CGY	VAN	4-1 W	24-26-2-1	51	142	150	4, **88**, 28, 19	**Mangiapane**	28-25	1/4	1/1	Markstrom	24-25	.960	x	5
54	Sun	May. 16	VAN	CGY	6-5 (OT) W	25-26-2-1	53	148	155	27, 17, 19, 88, 88, **28**	**Lindholm**	36-35	0/6	2/4	Markstrom	30-35	.857	x	5
55	Tue	May. 18	VAN	CGY	2-4 L	25-27-2-1	53	150	159	88, 19	Myers	40-24	0/3	3/3	Domingue	20-23	.870	x	5
56	Wed	May. 19	CGY	VAN	6-2 W	26-27-2-1	55	156	161	19, 29, **88**, 24, 19, 3	**Mangiapane**	28-21	0/2	4/5	Markstrom	19-21	.905	x	5

2020-21 FLAMES RESULTS HOME

GOAL KEY: underline = power play goal, * = shorthanded goal, **bold = game-winning goal**, ***bold italic = GW shoot-out goal***, + = game-tying goal, $ = empty net, # = penalty shot

HOME

GAME #	DAY	DATE	OPP	RESULT	RECORD	PTS	GF	GA	FLAMES GOALS BY #	DECIDING GOAL	SHOTS - CGY/OPP	PP	PK	GOALIE	SAVES / SHOTS	SAVE %	ATTENDANCE
1	Sat	Jan. 16	VAN	3-0 W	1-0-0-0	2	6	4	**23**, 29, 19	**Monahan**	35-32	3/6	4/4	Markstrom	32-32	1.000	x
2	Mon	Jan. 18	VAN	5-2 W	2-0-0-0	4	11	6	13, 11, 28, 5, 4	**Lindholm**	32-27	2/7	4/4	Markstrom	25-27	.935	x
3	Sun	Jan. 24	TOR	2-3 L	2-1-0-0	4	13	9	23, 19	Matthews	33-32	1/4	3/4	Markstrom	29-32	.906	x
4	Tue	Jan. 26	TOR	3-4 L	2-2-0-0	4	16	13	13, 17,13	Marner	26-21	1/4	1/2	Markstrom	22-26	.810	x
5	Sat	Feb. 6	EDM	6-4 W	3-2-0-0	6	33	31	28, 17, 11, **29**, 13, 93	**Gaudreau**	28-32	1/4	1/6	Markstrom	28-32	.875	x
6	Tue	Feb. 9	WPG	3-2 W	4-2-0-0	8	36	33	88,38,28	**Lindholm**	29-27	1/2	1/2	Markstrom	27-29	.926	x
7	Wed	Feb. 17	VAN	1-5 L	4-3-0-0	8	45	45	88	Horvat	36-33	0/2	1/1	Markstrom	24-29	.828	x
8	Fri	Feb. 19	EDM	1-2 L	4-4-0-0	8	46	46	4	Haas	25-21	0/3	2/2	Rittich	23-25	.920	x
9	Thu	Mar. 4	OTT	7-3 W	5-4-0-0	10	68	66	24, 29, 23, **27**, 29, 29, 10	**Lievo**	29-32	0/1	5/6	Rittich	29-32	.906	x
10	Sun	Mar. 7	OTT	3-4 (SO) L	5-4-0-1	11	71	80	5, 13, 55	Batherson	34-22	1/8	2/2	Markstrom	19-22	.864	x
11	Thu	Mar. 11	MTL	2-1 W	6-4-0-1	13	73	81	27, **27**	**Leivo**	29-18	0/3	2/2	Markstrom	17-18	.944	x
12	Sat	Mar. 13	MTL	3-1 W	7-4-0-1	15	76	82	23 **23**, 11	**Monahan**	36-25	1/3	2/2	Markstrom	24-25	.960	x
13	Mon	Mar. 15	EDM	4-3 W	8-4-0-1	17	80	85	29, 28, 88, **55**	**Hanifin**	27-31	0/3	1/1	Markstrom	28-31	.903	x
14	Wed	Mar. 17	EDM	3-7 L	8-5-0-1	17	83	92	28, 11, 13	McDavid	33-30	1/3	1/4	Markstrom	23-30	.767	x
15	Fri	Mar. 26	WPG	2-3 L	8-6-0-1	17	91	105	17, 19	Stastny	26-29	1/4	4/6	Markstrom	25-27	.897	x
16	Sat	Mar. 27	WPG	4-2 W	9-6-0-1	19	95	107	27, 5, **88**, 93	**Mangiapane**	33-23	1/2	2/2	Rittich	21-23	.917	x
17	Mon	Mar. 29	WPG	1-5 L	9-7-0-1	19	96	112	28	Scheifele	30-29	1/4	2/2	Markstrom	19-23	.826	x
18	Sun	Apr. 4	TOR	2-4 L	9-8-0-1	19	100	119	20, 88	Tavares	34-30	0/1	1/1	Rittich	26-30	.867	x
19	Mon	Apr. 5	TOR	3-5 L	9-9-0-1	19	103	124	88, 11, 11*	Matthews	29-30	0/1	3/4	Markstrom	25-30	.883	x
X	Thu	Apr. 8	VAN	Postponed	x	x	103	124	x	x	x	x	x	x	x	x	x
21	Sat	Apr. 10	EDM	5-0 W	10-9-0-1	21	108	124	**23**, 13, 28, 5, 24	**Monahan**	32-17	1/4	2/2	Markstrom	17-17	1.000	x
22	Mon	Apr. 19	OTT	2-4 L	10-10-0-1	21	118	133	28, 26	Norris	28-20	0/4	1/2	Markstrom	16-19	.842	x
X	Tue	Apr. 20	OTT	Rescheduled	(May 9)	x	x	x	x	x	x	x	x	x	x	x	x
X	Thu	Apr. 22	MTL	Rescheduled	(Apr. 23)	x	x	x	x	x	x	x	x	x	x	x	x
22	Fri	Apr. 23	MTL	4-2 W	11-10-0-1	23	122	135	29, 88, **23**, 28$	**Monahan**	31-19	1/1	1/1	Markstrom	17-19	.895	x
23	Sat	Apr. 24	MTL	5-2 W	12-10-0-1	25	127	137	13, 17, 13, 24, 4$	**Gaudrerau**	34-32	0/2	3/4	Markstrom	30-32	.938	x
24	Mon	Apr. 26	MTL	1-2 L	12-11-0-1	25	128	139	28	Toffoli	24-22	1/3	2/3	Markstrom	22-24	.917	x
25	Wed	May. 5	WPG	0-4 L	12-12-0-1	25	132	148	x	Lowry	32-19	0/5	2/3	Markstrom	15-19	.789	x
26	Sun	May. 9	OTT	6-1 W	13-12-0-1	27	138	149	13, **11**, 19, 26, 26, 5	**Backlund**	36-20	1/1	3/3	Markstrom	19-20	.950	x
27	Thu	May. 13	VAN	4-1 W	14-12-0-1	29	142	150	4, **88**, 28, 19	**Mangiapane**	28-25	1/4	1/1	Markstrom	24-25	.960	x
28	Wed	May. 19	VAN	6-2 W	15-12-0-1	31	156	161	19, 29, **88**, 24, 19, 3	**Mangiapane**	28-21	0/2	4/5	Markstrom	19-21	.905	x

2020-21 FLAMES RESULTS ROAD

GOAL KEY: underline = power play goal, * = shorthanded goal, **bold = game-winning goal**, ***bold italic = GW shoot-out goal***, + = game-tying goal, $ = empty net, # = penalty shot

ROAD

GAME #	DAY	DATE	OPP	RESULT	RECORD	PTS	GF	GA	FLAMES GOALS BY #	DECIDING GOAL	SHOTS - CGY/OPP	PP	PK	GOALIE	SAVES / SHOTS	SAVE %	ATTENDANCE
1	Thu	Jan. 14	WPG	3-4 (OT) L	0-0-1-0	1	3	4	19, 13, 28	Laine	26-34	1/4	4/5	Markstrom	30/34	.822	x
2	Thu	Jan. 28	MTL	2-4 L	0-1-1-0	1	18	17	17, 4	Anderson	25-21	1/4	1/3	Rittich	17-21	.810	x
3	Sat	Jan. 30	MTL	2-0 W	1-1-1-0	3	20	17	13, 11	**Gaudreau**	33-37	1/6	0/5	Markstrom	37-37	1.000	x
4	Mon	Feb. 1	WPG	4-3 (SO) W	2-1-1-0	5	24	20	8, 13, 88, ***13***	**Gaudreau**	28-28	0/2	2/4	Markstrom	24-28	.893	x
5	Tue	Feb. 2	WPG	2-3 L	2-2-1-0	5	26	23	19, 19	Ehlers	31-28	0/4	0/2	Rittich	25-28	.839	x
6	Thu	Feb. 4	WPG	1-4 L	2-3-1-0	5	27	27	88	Connor	24-27	0/4	0/3	Markstrom	23-26	.885	x
7	Thu	Feb. 11	VAN	3-1 W	3-3-1-0	7	39	34	5, 88, 13	**Gaudreau**	26-34	0/3	1/1	Markstrom	33-34	.971	x
8	Sat	Feb. 13	VAN	1-3 L	3-4-1-0	7	40	37	93	Myers	19-46	0/3	4/4	Markstrom	43-45	.956	x
9	Mon	Feb. 15	VAN	4-3 (OT) W	4-4-1-0	9	44	40	17, 28, 29, 13	**Gaudreau**	27-33	1/4	4/6	Markstrom	30-33	.909	x
10	Sat	Feb. 20	EDM	1-7 L	4-5-1-0	9	47	54	88	Nugent-Hopkins	44-24	1/6	3/6	Markstrom	10-15	.667	x
11	Mon	Feb. 22	TOR	3-0 W	5-5-1-0	11	50	54	93, 19, 23	**Bennett**	33-34	2/5	7/7	Rittich	34-34	1.000	x
12	Wed	Feb. 24	TOR	1-2(OT) L	5-5-2-0	12	51	56	88	Nylander	22-39	0/2	4/4	Rittich	37-39	.949	x
13	Thu	Feb. 25	OTT	1-6 L	5-6-2-0	12	52	62	17	Gudbranson	30-31	0/0	0/0	Rittich	16-20	.800	x
14	Sat	Feb. 27	OTT	6-3 W	6-6-2-0	14	58	65	6, 11, 28, **23**, 88*, 19	**Monahan**	38-34	1/4	3/6	Rittich	31-34	.912	x
15	Mon	Mar. 1	OTT	1-5 L	6-7-2-0	14	59	70	17	Batherson	28-36	1/3	1/1	Rittich	31-35	.886	x
16	Sat	Mar. 6	EDM	2-3 L	6-8-2-0	14	68	76	13, 55	Mcdavid	36-33	1/3	2/2	Markstrom	30-33	.909	x
17	Fri	Mar. 19	TOR	4-3 W	7-8-2-0	16	87	95	19, 10, 8, **5**	**Giordano**	18-27	1/3	3/3	Markstrom	24-27	.889	x
18	Sat	Mar. 20	TOR	0-2 L	7-9-2-0	16	87	97	x	Spezza	31-33	0/3	4/4	Rittich	31-33	.939	x
19	Mon	Mar. 22	OTT	1-2 L	7-10-2-0	16	88	99	13	Tierney	36-23	0/1	2/2	Markstrom	21-23	.913	x
20	Wed	Mar. 24	OTT	1-3 L	7-11-2-0	16	89	102	5	Tierney	29-31	0/3	3/3	Markstrom	28-30	.933	x
X	Wed	Mar. 31	VAN	Postponed	x	x	96	112	x	x	x	x	x	x	x	x	x
21	Fri	Apr. 2	EDM	2-3 L	7-12-2-0	16	98	115	26, 19	McDavid	26-25	0/2	3/5	Markstrom	22-25	.880	x
22	Tue	Apr. 13	TOR	3-2 (OT) W	8-12-2-0	18	111	126	6, 28, 13	**Gaudreau**	28-26	1/2	2/2	Markstrom	24-26	.923	x
23	Wed	Apr. 14	MTL	4-1 W	9-12-2-0	20	115	127	55, **5**, 27, 23$	**Giordano**	34-27	0/1	2/2	Markstrom	26-27	.963	x
24	Fri	Apr. 16	MTL	1-2 L	9-13-2-0	20	116	129	28	Toffoli	29-20	0/2	2/2	Markstrom	18/20	.900	x
25	Thu	Apr. 29	EDM	3-1 W	10-13-2-0	22	131	140	28, **28**, 29	**Lindholm**	30-31	0/1	3/3	Markstrom	30-31	.968	x
26	Sat	May. 1	EDM	4-1 L	10-14-2-0	22	132	144	13	Bear	30-29	0/3	1/2	Markstrom	25-27	.926	x
27	Sun	May. 16	VAN	6-5 (OT) W	11-14-2-0	24	148	155	27, 17, 19, 88, 88, **28**	**Lindholm**	36-35	0/6	2/4	Markstrom	30-35	.857	x
28	Tue	May. 18	VAN	2-4 L	11-15-2-0	24	150	159	88, 19	Myers	40-24	0/3	3/3	Domingue	20-23	.870	x

2021 STANLEY CUP RESULTS

FIRST ROUND

SCOTIA NORTH

(4) Montreal defeated (1) Toronto 4-3
(3) Winnipeg defeated (2) Edmonton 4-0

HONDA WEST

(1) Colorado defeated (4) St. Louis 4-0
(2) Vegas defeated (3) Minnesota 4-3

DISCOVER CENTRAL

(1) Carolina defeated (4) Nashville 4-2
(3) Tampa Bay defeated (2) Florida 4-2

MASSMUTUAL EAST

(4) New York Islanders defeated (1) Pittsburgh 4-2
(3) Boston defeated (2) Washington 4-1

SECOND ROUND

SCOTIA NORTH

(4) Montreal defeated (3) Winnipeg 4-0

HONDA WEST

(2) Vegas defeated (1) Colorado 4-2

DISCOVER CENTRAL

(3) Tampa Bay defeated (1) Carolina 4-1

MASSMUTUAL EAST

(4) New York Islanders defeated (3) Boston 4-2

STANLEY CUP SEMIFINALS

(4) Montreal defeated (1) Vegas 4-2

((3) Tampa Bay defeated (4) New York Islanders 4-3

2021 STANLEY CUP FINALS

(3) Tampa Bay defeated (4) Montreal 4-1

DIVISIONAL ALIGNMENT

SCOTIABANK NORTH

CALGARY FLAMES	Edmonton Oilers
Montreal Canadiens	Ottawa Senators
Toronto Maple Leafs	Vancouver Canucks
Winnipeg Jets	

DISCOVER CENTRAL

Carolina Hurricanes	Chicago Blackhawks
Columbus Blue Jackets	Dallas Stars
Detroit Red Wings	Florida Panthers
Nashville Predators	Tampa Bay Lightning

HONDA WEST

Anaheim Ducks	Arizona Coyotes
Colorado Avalanche	Los Angeles Kings
Minnesota Wild	San Jose Sharks
St. Louis Blues	Vegas Golden Knights

MASSMUTUAL EAST

Boston Bruins	Buffalo Sabres
New Jersey Devils	New York Islanders
New York Rangers	Philadelphia Flyers
Pittsburgh Penguins	Washington Capitals

TEAM VS TEAM

FLAMES vs EDMONTON OILERS

ALL-TIME: 128-103-19-6
SINCE CALGARY: 126-102-18-6
LAST WIN: April 29, 2021 Flames 3 at Oilers 1

DATE	TEAMS					ATTENDANCE	WINNING GOAL	GOALTENDERS
Feb. 6, 2021	Oilers	4	AT	FLAMES	6	0	Johnny Gaudreau	Markstrom vs Koskinen
Feb. 19, 2021	Oilers	2	AT	FLAMES	1	0	Gaetan Haas	Rittich vs Smith
Feb. 20, 2021	FLAMES	1	AT	Oilers	7	0	Ryan Nugent-Hopkins	Markstrom, Rittich vs Koskinen
Mar. 6, 2021	FLAMES	2	AT	Oilers	3	0	Connor McDavid	Markstrom vs Smith
Mar. 15, 2021	Oilers	3	AT	FLAMES	4	0	Noah Hanifin	Markstrom vs Smith
Mar. 17, 2021	Oilers	7	AT	FLAMES	3	0	Connor McDavid	Markstrom vs Smith
Apr. 2, 2021	FLAMES	2	AT	Oilers	3	0	Connor McDavid	Markstrom vs Smith
Apr. 10, 2021	Oilers	0	AT	FLAMES	5	0	Sean Monahan	Markstrom vs Smith
Apr. 29, 2021	FLAMES	3	AT	Oilers	1	0	Elias Lindholm	Markstrom vs Smith
May 1, 2021	FLAMES	1	AT	Oilers	4	0	Ethan Bear	Markstrom vs Smith

HEAD TO HEAD	GP	W	L	OTL	SOL	PTS	GF	GA	PPG	SHG	PIM
FLAMES	10	4	6	0	0	8	28	34	5	0	92
Oilers	10	6	4	0	0	12	34	28	10	0	88

GOALS AND SHOTS BY PERIODS	1st	2nd	3rd	OT	TOTAL
FLAMES	5 - 99	14 - 120	9 - 88	0 - 0	28 - 307
Oilers	11 - 97	10 - 94	13 - 86	0 - 0	34 - 277

FLAMES	GP	G	A	P	+/-	PIM	PP	SH	EN
Elias Lindholm	10	6	4	10	3	4	1	0	0
Johnny Gaudreau	10	5	4	9	0	0	2	0	0
Andrew Mangiapane	10	2	6	8	0	2	1	0	0
Mikael Backlund	9	2	6	8	0	6	0	0	0
Matthew Tkachuk	10	1	7	8	4	23	0	0	0
Dillon Dube	10	3	4	7	-1	2	1	0	0
Mark Giordano	10	1	4	5	-1	4	0	0	0
Milan Lucic	10	1	4	5	-4	9	0	0	0
Noah Hanifin	8	2	2	4	4	2	0	0	0
Sean Monahan	8	1	3	4	0	2	0	0	0
Sam Bennett	7	1	3	4	-2	9	0	0	0
Rasmus Andersson	10	1	2	3	-2	2	0	0	0
Christopher Tanev	10	0	2	2	7	2	0	0	0
Brett Ritchie	8	1	0	1	-1	11	0	0	0
Michael Stone	4	1	0	1	0	2	0	0	0
Juuso Valimaki	10	0	1	1	-5	4	0	0	0
Oliver Kylington	2	0	1	1	0	0	0	0	0
Joakim Nordstrom	8	0	0	0	0	4	0	0	0
Derek Ryan	7	0	0	0	-1	2	0	0	0
Josh Leivo	6	0	0	0	-1	0	0	0	0
Nikita Nesterov	5	0	0	0	-5	2	0	0	0
Buddy Robinson	3	0	0	0	0	0	0	0	0
Byron Froese	2	0	0	0	0	0	0	0	0
Glenn Gawdin	1	0	0	0	-1	0	0	0	0
Connor Mackey	1	0	0	0	0	0	0	0	0
Zac Rinaldo	1	0	0	0	0	0	0	0	0

GOALTENDERS	GP	MP	SO	GA	SA	SV	GAA	SV %
Jacob Markstrom (4-5-0)	9	503	1	28	241	213	3.34	.884
David Rittich (0-1-0)	2	90	0	4	34	30	2.67	.882

OILERS	GP	G	A	P	+/-	PIM	PP	SH	EN
Connor McDavid	10	8	10	18	5	4	5	0	0
Leon Draisaitl	10	1	13	14	6	10	0	0	0
Tyson Barrie	10	0	8	8	-1	4	0	0	0
Ryan Nugent-Hopkins	9	4	3	7	-2	6	2	0	0
Darnell Nurse	10	3	4	7	3	11	0	0	1
Jesse Puljujarvi	10	4	1	5	1	2	1	0	0
Josh Archibald	9	3	2	5	1	2	0	0	1
Dominik Kahun	9	2	2	4	-2	0	0	0	0
Kailer Yamamoto	10	1	3	4	2	10	0	0	0
Kris Russell	9	0	4	4	2	2	0	0	0
Alex Chiasson	8	2	1	3	-4	4	2	0	0
James Neal	8	1	2	3	0	5	0	0	0
Ethan Bear	7	1	2	3	0	2	0	0	0
Adam Larsson	10	1	1	2	0	2	0	0	0
Gaetan Haas	9	1	1	2	-2	0	0	0	0
Jujhar Khaira	7	1	1	2	-1	12	0	0	0
Zack Kassian	4	1	0	1	0	6	0	0	0
Devin Shore	7	0	1	1	-2	2	0	0	0
Tyler Ennis	5	0	1	1	0	0	0	0	0
William Lagesson	3	0	1	1	-1	0	0	0	0
Caleb Jones	4	0	0	0	0	0	0	0	0
Evan Bouchard	3	0	0	0	1	0	0	0	0
Slater Koekkoek	3	0	0	0	0	0	0	0	0
Dmitry Kulikov	2	0	0	0	-1	0	0	0	0
Ryan McLeod	2	0	0	0	1	0	0	0	0
Kyle Turris	2	0	0	0	-2	2	0	0	0

GOALTENDERS	GP	MP	SO	GA	SA	SV	GAA	SV %
Mike Smith (5-3-0)	8	475	0	21	235	214	2.65	.911
Mikko Koskinen (1-1-0)	2	117	0	7	72	65	3.60	.903

POWER PLAY	PPG	ADV	%
FLAMES	5	30	16.7
Oilers	10	31	32.3

PENALTY KILLING	PK	ADV	%
FLAMES	21	31	67.7
Oilers	25	30	83.3

FLAMES vs MONTREAL CANADIENS

ALL-TIME: 46-64-15-3
SINCE CALGARY: 42-41-8-3
LAST WIN: April 24, 2021 Flames 5 vs. Canadiens 2

DATE	TEAMS	ATTENDANCE	WINNING GOAL	GOALTENDERS
Jan. 28, 2021	FLAMES 2 AT Canadiens 4	0	Josh Anderson	Rittich vs Price
Jan. 30, 2021	FLAMES 2 AT Canadiens 0	0	Johnny Gaudreau	Markstrom vs Allen
Mar. 11, 2021	Canadiens 1 AT FLAMES 2	0	Josh Leivo	Markstrom vs Allen
Mar. 13, 2021	Canadiens 1 AT FLAMES 3	0	Sean Monahan	Markstrom vs Price
Apr. 14, 2021	FLAMES 4 AT Canadiens 1	0	Mark Giordano	Markstrom vs Allen
Apr. 16, 2021	FLAMES 1 AT Canadiens 2	0	Tyler Toffoli	Markstrom vs Allen
Apr. 23, 2021	Canadiens 2 AT FLAMES 4	0	Sean Monahan	Markstrom vs Allen
Apr. 24, 2021	Canadiens 2 AT FLAMES 5	0	Johnny Gaudreau	Markstrom vs Primeau
Apr. 26, 2021	Canadiens 2 AT FLAMES 1	0	Tyler Toffoli	Markstrom vs Allen

HEAD TO HEAD	GP	W	L	OTL	SOL	PTS	GF	GA	PPG	SHG	PIM
FLAMES	9	6	3	0	0	12	24	25	5	0	66
Canadiens	9	3	6	0	0	6	15	24	4	1	66

GOALS AND SHOTS BY PERIODS	1st	2nd	3rd	OT	TOTAL
FLAMES	8 - 102	6 - 84	10 - 87	0 - 0	24 - 273
Canadiens	6 - 72	7 - 81	2 - 71	0 - 0	15 - 224

FLAMES	GP	G	A	P	+/-	PIM	PP	SH	EN
Elias Lindholm	9	3	5	8	2	4	1	0	1
Johnny Gaudreau	9	3	4	7	1	0	1	0	0
Sean Monahan	9	4	2	6	3	0	1	0	1
Derek Ryan	9	0	6	6	6	2	0	0	0
Andrew Mangiapane	9	1	4	5	2	6	1	0	0
Matthew Tkachuk	9	0	4	4	2	7	0	0	0
Josh Leivo	6	3	0	3	0	4	0	0	0
Mikael Backlund	9	2	1	3	0	8	0	0	1
Milan Lucic	9	2	1	3	2	7	0	0	0
Christopher Tanev	9	0	3	3	5	0	0	0	0
Sam Bennett	4	0	3	3	2	0	0	0	0
Rasmus Andersson	9	2	0	2	4	12	1	0	1
Mark Giordano	9	1	1	2	7	4	0	0	0
Noah Hanifin	8	1	1	2	1	0	0	0	0
Brett Ritchie	7	1	1	2	1	0	0	0	0
Joakim Nordstrom	7	0	2	2	0	0	0	0	0
Dillon Dube	8	1	0	1	2	2	0	0	0
Juuso Valimaki	9	0	0	0	1	8	0	0	0
Nikita Nesterov	5	0	0	0	-2	2	0	0	0
Michael Stone	5	0	0	0	0	2	0	0	0
Buddy Robinson	2	0	0	0	1	0	0	0	0
Oliver Kylington	1	0	0	0	1	0	0	0	0
Dominik Simon	1	0	0	0	0	0	0	0	0

CANADIENS	GP	G	A	P	+/-	PIM	PP	SH	EN
Tyler Toffoli	9	6	0	6	-2	6	1	1	0
Nick Suzuki	9	1	4	5	-1	2	0	0	0
Jonathan Drouin	6	0	4	4	-1	4	0	0	0
Shea Weber	9	2	1	3	-4	4	2	0	0
Corey Perry	9	1	2	3	-4	4	0	0	0
Jeff Petry	9	1	2	3	-8	0	0	0	0
Joel Armia	7	1	2	3	1	0	0	0	0
Josh Anderson	9	1	1	2	-4	5	0	0	0
Brett Kulak	6	1	1	2	2	4	0	0	0
Jesperi Kotkaniemi	9	0	2	2	-1	0	0	0	0
Erik Gustafsson	3	0	2	2	2	0	0	0	0
Brendan Gallagher	4	1	0	1	-2	4	1	0	0
Phillip Danault	9	0	1	1	-6	4	0	0	0
Joel Edmundson	9	0	1	1	-1	2	0	0	0
Tomas Tatar	9	0	1	1	-7	0	0	0	0
Jake Evans	5	0	1	1	1	2	0	0	0
Artturi Lehkonen	8	0	0	0	0	2	0	0	0
Alexander Romanov	8	0	0	0	-1	6	0	0	0
Paul Byron	7	0	0	0	-4	6	0	0	0
Ben Chiarot	6	0	0	0	-1	11	0	0	0
Eric Staal	5	0	0	0	-1	0	0	0	0
Jon Merrill	3	0	0	0	-3	0	0	0	0
Victor Mete	2	0	0	0	0	0	0	0	0
Cole Caufield	1	0	0	0	0	0	0	0	0
Xavier Ouellet	1	0	0	0	-1	0	0	0	0

GOALTENDERS	GP	MP	SO	GA	SA	SV	GAA	SV %
Jacob Markstrom (6-2-0)	8	476	1	11	203	192	1.39	.946
David Rittich (0-1-0)	1	60	0	4	21	17	4.00	.870

GOALTENDERS	GP	MP	SO	GA	SA	SV	GAA	SV %
Jake Allen (2-4-0)	6	354	0	11	175	164	1.86	.937
Carey Price (1-1-0)	2	117	0	5	64	56	2.56	.918
Cayden Primeau (0-1-0)	1	59	0	4	33	29	4.05	.879

POWER PLAY	PPG	ADV	%
FLAMES	5	25	20.0
Canadiens	4	24	16.7

PENALTY KILLING	PK	ADV	%
FLAMES	20	24	83.3
Canadiens	20	25	80.0

FLAMES vs OTTAWA SENATORS

ALL-TIME: 26-20-4-4
SINCE CALGARY: 23-15-4-3
LAST WIN: May 9, 2021 Flames 6 vs. Senators 1

DATE	TEAMS					ATTENDANCE	WINNING GOAL	GOALTENDERS
Feb. 25, 2021	FLAMES	1	AT	Senators	6	0	Erik Gudbranson	Rittich, Zagidulin vs Murray
Feb. 27, 2021	FLAMES	6	AT	Senators	3	0	Sean Monahan	Rittich vs Murray, Daccord
Mar. 1, 2021	FLAMES	1	AT	Senators	5	0	Drake Batherson	Rittich vs Murray
Mar. 4, 2021	Senators	3	AT	FLAMES	7	0	Josh Leivo	Rittich vs Murray, Daccord
Mar. 7, 2021**	Senators	4	AT	FLAMES	3	0	Drake Batherson	Markstrom vs Murray
Mar. 22, 2021	FLAMES	1	AT	Senators	2	0	Chris Tierney	Markstrom vs Gustavsson
Mar. 24, 2021	FLAMES	1	AT	Senators	3	0	Chris Tierney	Markstrom vs Gustavsson
Apr. 19, 2021	Senators	4	AT	FLAMES	2	0	Josh Norris	Markstrom vs Murray
May 9, 2021	Senators	1	AT	FLAMES	6	0	Mikael Backlund	Markstrom vs Forsberg, Gustavsson

** Shootout

HEAD TO HEAD	GP	W	L	OTL	SOL	PTS	GF	GA	PPG	SHG	PIM
FLAMES	9	3	5	0	1	7	28	31	4	1	71
Senators	9	6	3	0	0	12	31	28	5	1	75

GOALS AND SHOTS BY PERIODS	1st	2nd	3rd	OT	TOTAL
FLAMES	9 - 98	11 - 100	8 - 87	0 - 3	28 - 288
Senators	8 - 81	9 - 98	13 - 69	0 - 1	30 - 249

FLAMES	GP	G	A	P	+/-	PIM	PP	SH	EN
Matthew Tkachuk	9	2	8	10	3	4	0	0	0
Johnny Gaudreau	9	3	6	9	3	0	1	0	0
Dillon Dube	9	4	3	7	0	2	0	0	0
Mark Giordano	9	3	4	7	1	0	1	0	0
Mikael Backlund	9	2	4	6	-3	6	0	0	0
Milan Lucic	9	3	2	5	-4	7	1	0	0
Elias Lindholm	9	2	2	4	2	2	0	0	0
Sean Monahan	9	2	2	4	-2	2	1	0	0
Andrew Mangiapane	9	1	3	4	-2	2	0	1	0
Derek Ryan	6	1	2	3	2	0	0	0	0
Rasmus Andersson	9	0	3	3	-6	10	0	0	0
Brett Ritchie	4	1	1	2	1	11	0	0	0
Michael Stone	2	1	1	2	1	0	0	0	0
Nikita Nesterov	7	0	2	2	4	6	0	0	0
Noah Hanifin	8	1	0	1	-3	2	0	0	0
Juuso Valimaki	8	1	0	1	1	6	0	0	0
Josh Leivo	5	1	0	1	-1	2	0	0	0
Christopher Tanev	9	0	1	1	3	2	0	0	0
Joakim Nordstrom	6	0	1	1	3	0	0	0	0
Glenn Gawdin	3	0	1	1	0	0	0	0	0
Sam Bennett	6	0	0	0	-6	2	0	0	0
Zac Rinaldo	3	0	0	0	-1	5	0	0	0
Oliver Kylington	2	0	0	0	-2	0	0	0	0
Buddy Robinson	2	0	0	0	-1	0	0	0	0
Dominik Simon	1	0	0	0	0	0	0	0	0

GOALTENDERS	GP	MP	SO	GA	SA	SV	GAA	SV %
David Rittich (2-2-0)	4	211	0	14	121	107	3.97	.884
Jacob Markstrom (1-3-1)	5	301	0	11	114	103	2.19	.904
Artyom Zagidulin (0-0-0)	1	28	0	2	11	9	4.25	.818

SENATORS	GP	G	A	P	+/-	PIM	PP	SH	EN
Thomas Chabot	8	0	8	8	1	8	0	0	0
Josh Norris	9	4	3	7	-2	0	1	0	0
Drake Batherson	9	4	2	6	1	0	1	0	0
Tim Stützle	9	0	6	6	-1	4	0	0	0
Colin White	9	5	0	5	-1	8	1	0	1
Connor Brown	9	4	1	5	1	2	0	1	1
Nick Paul	9	0	5	5	-1	2	0	0	0
Chris Tierney	9	2	2	4	3	0	0	0	0
Brady Tkachuk	9	2	2	4	-1	8	1	0	0
Mike Reilly	6	0	4	4	5	4	0	0	0
Ryan Dzingel	6	3	0	3	-1	2	0	0	0
Artem Anisimov	5	2	1	3	1	0	1	0	0
Nikita Zaitsev	9	1	2	3	-6	6	0	0	1
Erik Brannstrom	6	1	2	3	0	6	0	0	0
Evgenii Dadonov	9	1	1	2	-1	0	0	0	0
Erik Gudbranson	5	1	0	1	3	2	0	0	0
Artem Zub	9	0	1	1	0	4	0	0	0
Austin Watson	6	0	1	1	2	10	0	0	0
Josh Brown	3	0	0	0	2	5	0	0	0
Alex Formenton	3	0	0	0	-1	0	0	0	0
Matthew Peca	3	0	0	0	1	0	0	0	0
Clark Bishop	2	0	0	0	0	0	0	0	0
Braydon Coburn	2	0	0	0	-2	2	0	0	0
Victor Mete	2	0	0	0	0	0	0	0	0
Shane Pinto	2	0	0	0	-1	0	0	0	0
Christian Wolanin	2	0	0	0	1	2	0	0	0
Olle Alsing	1	0	0	0	-2	0	0	0	0
Jacob Bernard-Docker	1	0	0	0	1	0	0	0	0

GOALTENDERS	GP	MP	SO	GA	SA	SV	GAA	SV %
Matt Murray (4-2-0)	2	119	0	4	68	64	2.02	.941
Filip Gustavsson (2-0-0)	2	119	0	4	68	64	2.02	.941
Joey Daccord (0-0-0)	2	119	0	4	68	64	2.02	.941
Anton Forsberg (0-1-0)	2	119	0	4	68	64	2.02	.941

POWER PLAY	PPG	ADV	%
FLAMES	4	25	16.0
Senators	5	25	20.0

PENALTY KILLING	PK	ADV	%
FLAMES	20	25	80.0
Senators	21	25	84.0

FLAMES vs TORONTO MAPLE LEAFS

ALL-TIME: 68-64-12-3
SINCE CALGARY: 52-46-9-3
LAST WIN: April 13, 2021 Flames 3 at Maple Leafs 2 (OT)

DATE	TEAMS				ATTENDANCE	WINNING GOAL	GOALTENDERS
Jan. 24, 2021	Maple Leafs	3	AT	FLAMES	2	0	Auston Matthews	Markstrom vs Campbell
Jan. 26, 2021	Maple Leafs	4	AT	FLAMES	3	0	Mitchell Marner	Markstrom vs Andersen
Feb. 22, 2021	FLAMES	3	AT	Maple Leafs	0	0	Sam Bennett	Rittich vs Hutchinson
Feb. 24, 2021*	FLAMES	1	AT	Maple Leafs	2	0	William Nylander	Rittich vs Hutchinson
Mar. 19, 2021	FLAMES	4	AT	Maple Leafs	3	0	Mark Giordano	Markstrom vs Andersen
Mar. 20, 2021	FLAMES	0	AT	Maple Leafs	2	0	Jason Spezza	Rittich vs Campbell
Apr. 4, 2021	Maple Leafs	4	AT	FLAMES	2	0	John Tavares	Rittich vs Hutchinson
Apr. 5, 2021	Maple Leafs	5	AT	FLAMES	3	0	Auston Matthews	Markstrom vs Campbell
Apr. 13, 2021*	FLAMES	3	AT	Maple Leafs	2	0	Johnny Gaudreau	Markstrom vs Rittich

** Overtime

HEAD TO HEAD	GP	W	L	OTL	SOL	PTS	GF	GA	PPG	SHG	PIM
FLAMES	9	3	5	1	0	7	21	25	6	1	128
Maple Leafs	9	6	2	1	0	13	25	21	6	0	62

GOALS AND SHOTS BY PERIODS	1st	2nd	3rd	OT	TOTAL
FLAMES	7 - 69	7 - 104	6 - 79	1 - 2	21 - 254
Maple Leafs	8 - 88	7 - 95	9 - 87	1 - 2	25 - 272

FLAMES	GP	G	A	P	+/-	PIM	PP	SH	EN
Elias Lindholm	9	1	6	7	-1	4	1	0	0
Johnny Gaudreau	9	3	3	6	-2	2	1	0	0
Matthew Tkachuk	9	3	3	6	-5	9	2	0	0
Mikael Backlund	9	2	4	6	0	4	0	1	0
Sean Monahan	9	2	3	5	-6	2	1	0	0
Mark Giordano	9	1	4	5	-1	2	1	0	0
Rasmus Andersson	9	0	5	5	-3	8	0	0	0
Milan Lucic	9	1	3	4	4	9	0	0	0
Noah Hanifin	9	0	4	4	-2	4	0	0	0
Andrew Mangiapane	9	3	0	3	1	6	0	0	0
Sam Bennett	8	1	2	3	-2	4	0	0	0
Juuso Valimaki	7	1	1	2	-3	2	0	0	0
Christopher Tanev	9	1	0	1	0	0	0	0	0
Joakim Nordstrom	7	1	0	1	0	2	0	0	0
Derek Ryan	7	1	0	1	0	6	0	0	0
Nikita Nesterov	6	0	1	1	-4	6	0	0	0
Dillon Dube	7	0	0	0	-4	0	0	0	0
Josh Leivo	7	0	0	0	-2	4	0	0	0
Brett Ritchie	5	0	0	0	-5	0	0	0	0
Michael Stone	3	0	0	0	-1	0	0	0	0
Glenn Gawdin	2	0	0	0	0	0	0	0	0
Oliver Kylington	2	0	0	0	0	0	0	0	0
Dominik Simon	2	0	0	0	0	0	0	0	0

GOALTENDERS	GP	MP	SO	GA	SA	SV	GAA	SV %
Jacob Markstrom (2-3-0)	5	296	0	17	136	119	3.45	.875
David Rittich (1-2-1)	4	233	1	8	136	128	2.06	.941

MAPLE LEAFS	GP	G	A	P	+/-	PIM	PP	SH	EN
Auston Matthews	9	5	4	9	4	2	2	0	0
Morgan Rielly	9	1	7	8	7	2	0	0	0
John Tavares	9	2	5	7	0	4	0	0	0
Mitchell Marner	9	2	4	6	0	6	0	0	0
Zach Hyman	8	2	4	6	5	6	0	0	0
William Nylander	8	2	4	6	2	0	0	0	0
Jake Muzzin	7	1	4	5	7	2	0	0	0
Wayne Simmonds	7	3	1	4	1	6	1	0	0
Jason Spezza	7	3	1	4	1	0	0	0	0
Alexander Kerfoot	9	2	1	3	2	0	0	0	0
Alex Galchenyuk	5	1	1	2	2	2	0	0	0
Pierre Engvall	9	0	2	2	2	2	0	0	0
Justin Holl	9	0	2	2	4	11	0	0	0
Travis Dermott	8	0	2	2	-6	2	0	0	0
Travis Boyd	3	1	0	1	1	2	0	0	0
Zach Bogosian	9	0	1	1	-3	0	0	0	0
T.J. Brodie	9	0	1	1	6	0	0	0	0
Jimmy Vesey	4	0	1	1	1	2	0	0	0
Ilya Mikheyev	9	0	0	0	-1	2	0	0	0
Joe Thornton	5	0	0	0	1	0	0	0	0
Alexander Barabanov	3	0	0	0	0	0	0	0	0
Mikko Lehtonen	3	0	0	0	-1	2	0	0	0
Joey Anderson	1	0	0	0	1	2	0	0	0
Nic Petan	1	0	0	0	0	2	0	0	0
Nicholas Robertson	1	0	0	0	0	0	0	0	0
Scott Sabourin	1	0	0	0	0	5	0	0	0

GOALTENDERS	GP	MP	SO	GA	SA	SV	GAA	SV %
Jack Campbell (3-0-0)	3	179	1	5	93	88	1.67	.946
Michael Hutchinson (2-1-0)	3	178	0	6	89	83	2.02	.933
Frederik Andersen (1-1-0)	2	118	0	7	44	37	3.57	.841
David Rittich (0-0-1)	1	61	0	3	28	25	2.97	.893

POWER PLAY	PPG	ADV	%
FLAMES	6	25	24.0
Maple Leafs	3	31	9.7

PENALTY KILLING	PK	ADV	%
FLAMES	28	31	90.3
Maple Leafs	19	25	76.0

FLAMES vs VANCOUVER CANUCKS

ALL-TIME: 145-96-33-17
SINCE CALGARY: 127-83-26-17
LAST WIN: May 18, 2021 Flames 6 vs. Canucks 2

DATE	TEAMS					ATTENDANCE	WINNING GOAL	GOALTENDERS
Jan. 16, 2021	Canucks	0	AT	FLAMES	3	0	Sean Monahan	Markstrom vs Holtby
Jan. 18, 2021	Canucks	2	AT	FLAMES	5	0	Elias Lindholm	Markstrom vs Demko
Feb. 11, 2021	FLAMES	3	AT	Canucks	1	0	Andrew Mangiapane	Markstrom vs Demko
Feb. 13, 2021	FLAMES	1	AT	Canucks	3	0	Tyler Myers	Markstrom vs Demko
Feb. 15, 2021*	FLAMES	4	AT	Canucks	3	0	Johnny Gaudreau	Markstrom vs Demko
Feb. 17, 2021	Canucks	5	AT	FLAMES	1	0	Bo Horvat	Markstrom, Rittich vs Holtby
May 13, 2021	Canucks	1	AT	FLAMES	4	0	Andrew Mangiapane	Markstrom vs Demko
May 16, 2021*	FLAMES	6	AT	Canucks	5	0	Elias Lindholm	Markstrom vs Holtby
May 18, 2021	FLAMES	2	AT	Canucks	4	0	Tyler Myers	Domingue vs Demko
May 19, 2021	Canucks	2	AT	FLAMES	6	0	Andrew Mangiapane	Markstrom vs Holtby

* Overtime

HEAD TO HEAD	GP	W	L	OTL	SOL	PTS	GF	GA	PPG	SHG	PIM
FLAMES	10	7	3	0	0	14	35	26	7	0	84
Canucks	10	3	7	0	0	6	26	35	5	3	108

GOALS AND SHOTS BY PERIODS	1st	2nd	3rd	OT	TOTAL
FLAMES	9 - 76	15 - 120	9 - 109	2 - 2	35 - 307
Canucks	7 - 104	8 - 102	11 - 101	0 - 3	26 - 310

FLAMES	GP	G	A	P	+/-	PIM	PP	SH	EN
Johnny Gaudreau	10	3	10	13	3	4	1	0	0
Elias Lindholm	10	4	5	9	3	2	1	0	0
Andrew Mangiapane	10	7	1	8	2	4	0	0	0
Matthew Tkachuk	10	6	2	8	2	6	2	0	0
Rasmus Andersson	10	2	4	6	2	2	0	0	1
Mikael Backlund	9	1	5	6	1	4	0	0	0
Sean Monahan	6	1	5	6	0	2	1	0	0
Dillon Dube	10	3	2	5	3	6	1	0	0
Mark Giordano	10	2	3	5	5	2	1	0	0
Milan Lucic	10	2	2	4	0	6	0	0	0
Juuso Valimaki	8	0	4	4	3	6	0	0	0
Josh Leivo	6	1	2	3	0	0	0	0	0
Connor Mackey	5	1	2	3	3	20	0	0	0
Brett Ritchie	5	1	2	3	1	2	0	0	0
Derek Ryan	6	0	3	3	1	2	0	0	0
Christopher Tanev	10	0	2	2	4	2	0	0	0
Joakim Nordstrom	7	0	2	2	1	0	0	0	0
Sam Bennett	6	1	0	1	-1	4	0	0	0
Nikita Nesterov	6	0	1	1	-5	2	0	0	0
Michael Stone	4	0	1	1	2	2	0	0	0
Adam Ruzicka	3	0	1	1	2	4	0	0	0
Noah Hanifin	6	0	0	0	0	2	0	0	0
Dominik Simon	6	0	0	0	0	0	0	0	0
Byron Froese	3	0	0	0	0	0	0	0	0
Glenn Gawdin	1	0	0	0	0	0	0	0	0
Oliver Kylington	1	0	0	0	0	0	0	0	0
Matthew Phillips	1	0	0	0	0	0	0	0	0
Buddy Robinson	1	0	0	0	0	0	0	0	0

GOALTENDERS	GP	MP	SO	GA	SA	SV	GAA	SV %
Jacob Markstrom (7-2-0)	9	510	1	21	281	260	2.47	.925
David Rittich (0-0-0)	1	12	0	0	4	4	0.00	1.000
Louis Domingue (0-1-0)	1	58	0	3	23	20	3.12	.870

CANUCKS	GP	G	A	P	+/-	PIM	PP	SH	EN
Brock Boeser	10	6	7	13	5	8	1	1	1
J.T. Miller	9	3	6	9	4	4	0	1	0
Tyler Myers	9	3	5	8	1	6	0	1	0
Quinn Hughes	10	1	6	7	0	4	0	0	0
Bo Horvat	10	3	2	5	-1	11	2	0	0
Travis Hamonic	6	2	2	4	1	2	0	0	0
Nils Hoglander	10	1	2	3	-3	6	0	0	0
Elias Pettersson	6	0	3	3	7	6	0	0	0
Tyler Graovac	4	1	1	2	-1	0	1	0	0
Nate Schmidt	10	1	0	1	-7	2	0	0	0
Tanner Pearson	9	1	0	1	-4	4	1	0	0
Brandon Sutter	6	1	0	1	-2	0	0	0	1
Jake Virtanen	5	1	0	1	-2	4	0	0	0
Jordie Benn	4	1	0	1	-2	0	0	0	0
Matthew Highmore	4	1	0	1	-1	0	0	0	0
Alexander Edler	9	0	1	1	2	10	0	0	0
Jimmy Vesey	4	0	1	1	-4	6	0	0	0
Loui Eriksson	3	0	1	1	0	0	0	0	0
Jack Rathbone	2	0	1	1	0	0	0	0	0
Olli Juolevi	8	0	0	0	-2	0	0	0	0
Jay Beagle	6	0	0	0	-2	2	0	0	0
Adam Gaudette	6	0	0	0	-4	2	0	0	0
Antoine Roussel	6	0	0	0	-2	2	0	0	0
Travis Boyd	4	0	0	0	-4	0	0	0	0
Jayce Hawryluk	4	0	0	0	-2	0	0	0	0
Zack MacEwen	4	0	0	0	-1	0	0	0	0
Marc Michaelis	3	0	0	0	-1	0	0	0	0
Jalen Chatfield	2	0	0	0	-7	4	0	0	0
William Lockwood	2	0	0	0	-2	2	0	0	0
Tyler Motte	2	0	0	0	0	4	0	0	0
Justin Bailey	1	0	0	0	-1	2	0	0	0
Jonah Gadjovich	1	0	0	0	-1	17	0	0	0
Kole Lind	1	0	0	0	0	0	0	0	0

GOALTENDERS	GP	MP	SO	GA	SA	SV	GAA	SV %
Thatcher Demko (2-3-1)	6	352	0	18	171	153	3.06	.895
Braden Holtby (1-2-1)	4	242	0	16	135	119	3.96	.881

POWER PLAY	PPG	ADV	%
FLAMES	7	40	17.5
Canucks	5	33	15.2

PENALTY KILLING	PK	ADV	%
FLAMES	28	33	84.8
Canucks	33	40	82.5

FLAMES vs WINNIPEG JETS

ALL-TIME: 20-17-1-3
SINCE CALGARY: 17-12-1-2
LAST WIN: March 27, 2021 Flames 4 at Jets 2

DATE	TEAMS					ATTENDANCE	WINNING GOAL	GOALTENDERS
Jan. 14, 2021*	FLAMES	3	AT	Jets	4	0	Patrik Laine	Markstrom vs Hellebuyck
Feb. 1, 2021**	FLAMES	4	AT	Jets	3	0	Johnny Gaudreau	Markstrom vs Hellebuyck
Feb. 2, 2021	FLAMES	2	AT	Jets	3	0	Nikolaj Ehlers	Rittich vs Brossoit
Feb. 4, 2021	FLAMES	1	AT	Jets	4	0	Kyle Connor	Markstrom vs Hellebuyck
Feb. 9, 2021	Jets	2	AT	FLAMES	3	0	Elias Lindholm	Markstrom vs Hellebuyck
Mar. 26, 2021	Jets	3	AT	FLAMES	2	0	Paul Stastny	Markstrom vs Hellebuyck
Mar. 27, 2021	Jets	2	AT	FLAMES	4	0	Andrew Mangiapane	Rittich vs Brossoit
Mar. 29, 2021	Jets	5	AT	FLAMES	1	0	Mark Scheifele	Markstrom, Rittich vs Hellebuyck
May 5, 2021	Jets	4	AT	FLAMES	0	0	Adam Lowry	Markstrom vs Hellebuyck

* Overtime ** Shootout

HEAD TO HEAD	GP	W	L	OTL	SOL	PTS	GF	GA	PPG	SHG	PIM
FLAMES	9	3	5	1	0	7	20	30	5	0	54
Jets	9	6	2	0	1	13	30	20	7	2	60

GOALS AND SHOTS BY PERIODS	1st	2nd	3rd	OT	TOTAL
FLAMES	8 - 88	3 - 71	8 - 98	0 - 3	19 - 260
Jets	10 - 80	14 - 88	5 - 73	1 - 4	30 - 245

FLAMES	GP	G	A	P	+/-	PIM	PP	SH	EN
Elias Lindholm	9	3	6	9	1	6	2	0	0
Matthew Tkachuk	9	4	3	7	0	6	0	0	0
Johnny Gaudreau	9	2	3	5	-3	0	1	0	0
Andrew Mangiapane	9	4	0	4	-2	4	0	0	0
Noah Hanifin	8	0	4	4	-2	8	0	0	0
Christopher Tanev	9	1	2	3	-4	0	0	0	0
Mikael Backlund	9	0	3	3	-5	2	0	0	0
Sean Monahan	9	0	3	3	-1	2	0	0	0
Juuso Valimaki	7	0	3	3	1	0	0	0	0
Mark Giordano	9	1	1	2	-6	2	1	0	0
Milan Lucic	9	1	1	2	-6	8	1	0	0
Josh Leivo	8	1	1	2	1	0	0	0	0
Rasmus Andersson	9	0	2	2	-4	0	0	0	0
Dillon Dube	7	0	2	2	-1	8	0	0	0
Sam Bennett	7	1	0	1	-5	0	0	0	0
Byron Froese	1	1	0	1	1	2	0	0	0
Joakim Nordstrom	9	0	1	1	-3	0	0	0	0
Nikita Nesterov	9	0	0	0	2	2	0	0	0
Derek Ryan	8	0	0	0	-2	4	0	0	0
Brett Ritchie	3	0	0	0	-2	0	0	0	0
Michael Stone	3	0	0	0	-3	0	0	0	0
Buddy Robinson	1	0	0	0	0	0	0	0	0
Dominik Simon	1	0	0	0	0	0	0	0	0

JETS	GP	G	A	P	+/-	PIM	PP	SH	EN
Kyle Connor	9	5	6	11	0	2	3	0	0
Mark Scheifele	9	5	6	11	5	4	0	0	0
Blake Wheeler	9	3	6	9	-3	6	2	0	0
Nikolaj Ehlers	8	3	4	7	6	0	1	0	0
Andrew Copp	9	1	6	7	7	2	0	0	0
Neal Pionk	9	0	6	6	3	6	0	0	0
Mason Appleton	9	3	1	4	3	2	0	0	1
Adam Lowry	9	2	2	4	3	0	0	1	0
Paul Stastny	9	1	3	4	-2	6	1	0	0
Patrik Laine	1	2	1	3	1	4	0	0	0
Mathieu Perreault	9	0	3	3	2	4	0	0	0
Dylan DeMelo	8	0	3	3	8	8	0	0	0
Derek Forbort	9	1	1	2	4	4	0	0	0
Trevor Lewis	9	1	1	2	2	0	0	1	0
Nate Thompson	5	1	1	2	2	0	0	0	0
Logan Stanley	7	1	0	1	4	2	0	0	0
Pierre-Luc Dubois	5	1	0	1	0	2	0	0	0
Josh Morrissey	9	0	1	1	0	4	0	0	0
Tucker Poolman	5	0	1	1	1	0	0	0	0
Nathan Beaulieu	5	0	0	0	-3	2	0	0	0
Kristian Vesalainen	4	0	0	0	0	0	0	0	0
Jansen Harkins	3	0	0	0	-1	0	0	0	0
David Gustafsson	1	0	0	0	0	0	0	0	0
Ville Heinola	1	0	0	0	0	2	0	0	0
Sami Niku	1	0	0	0	0	0	0	0	0

GOALTENDERS	GP	MP	SO	GA	SA	SV	GAA	SV %
Jacob Markstrom (2-4-1)	7	403	0	23	186	163	3.43	.876
David Rittich (1-1-0)	3	138	0	6	58	52	2.61	.897

GOALTENDERS	GP	MP	SO	GA	SA	SV	GAA	SV %
Connor Hellebuyck (1-0-0)	7	424	1	13	196	183	1.84	.934
Laurent Brossoit (1-1-0)	2	116	0	6	64	58	3.09	.906

POWER PLAY	PPG	ADV	%
FLAMES	5	30	16.7
Jets	7	28	25.0

PENALTY KILLING	PK	ADV	%
FLAMES	21	28	75.0
Jets	25	30	83.3

ALL-TIME TEAM RECORDS

ALL–TIME TEAM RECORDS OVERALL

SEASON	GP	W	L	T	OTL	PTS	GF**	GA**	%
2020-21	56	26	27	-	3	55	156	161	.491
2019-20	70	36	27	-	7	79	210	215	.564
2018-19	82	50	25	-	7	107	289	227	.652
2017-18	82	37	35	-	10	84	218	248	.512
2016-17	82	45	33	-	4	94	226	221	.573
2015-16	82	35	40	-	7	77	231	260	.470
2014-15	82	45	30	-	7	97	241	216	.592
2013-14	82	35	40	-	7	77	209	241	.470
2012-13	48	19	25	-	4	42	128	160	.438
2011-12	82	37	29	-	16	90	202	226	.549
2010-11	82	41	29	-	12	94	250	237	.573
2009-10	82	40	32	-	10	90	204	210	.549
2008-09	82	46	30	-	6	98	254	248	.598
2007-08	82	42	30	-	10	94	229	227	.573
2006-07	82	43	29	-	10	96	258	226	.585
2005-06	82	46	25	-	11	103	218	200	.628
2003-04	82	42	30	7	3*	94	200	176*	.573
2002-03	82	29	36	13	4	75	186	228	.457
2001-02	82	32	35	12	3*	79	201	220	.482
2000-01	82	27	36	15	4	73	197	236	.445
1999-00	82	31	36	10	5	77	211	256	.470
1998-99	82	30	40	12	-	72	211	234	.439
1997-98	82	26	41	15	-	67	217	252	.409
1996-97	82	32	41	9	-	73	214	239	.445
1995-96	82	34	37	11	-	79	241	240	.482
1994-95	48	24	17	7	-	55	163	135	.573
1993-94	84	42	29	13	-	97	302	256	.577
1992-93	84	43	30	11	-	97	322	282	.577
1991-92	80	31	37	12	-	74	296	305	.463
1990-91	80	46	26	8	-	100	344	263	.625
1989-90	80	42	23	15	-	99	348	265	.619
1988-89	80	54*	17*	9	-	117*	354	226	.731*
1987-88	80	48	23	9	-	105	397*	305	.656
1986-87	80	46	31	3	-	95	318	289	.594
1985-86	80	40	31	9	-	89	354	315	.556
1984-85	80	41	27	12	-	94	363	302	.588
1983-84	80	34	32	14	-	82	311	314	.513
1982-83	80	32	34	14	-	78	321	317	.488
1981-82	80	29	34	17	-	75	334	345	.469
1980-81	80	39	27	14	-	92	329	298	.575
1979-80	80	35	32	13	-	83	282	269	.519
1978-79	80	41	31	8	-	90	327	280	.563
1977-78	80	34	27	19*	-	87	274	252	.544
1976-77	80	34	34	12	-	80	264	265	.500
1975-76	80	35	33	12	-	82	262	237	.513
1974-75	80	34	31	15	-	83	243	233	.519
1973-74	78	30	34	14	-	74	214	238	.474
1972-73	78	25	38	15	-	65	191	239	.417
TOTALS	**3790**	**1765**	**1496**	**379**	**150**	**4059**	**12314**	**11834**	**.536**

*Team Full Season Record **Includes Shootout GWG

ALL–TIME TEAM RECORDS HOME

SEASON	GP	W	L	T	OTL	PTS	GF**	GA**	%
2020-21	28	15	12	-	1	31	91	78	.554
2019-20	33	16	13	-	4	36	103	112	.546
2018-19	41	26	10	-	5	57	166	127	.695
2017-18	41	17	20	-	4	38	109	130	.476
2016-17	41	24	17	-	0	48	131	112	.585
2015-16	41	21	16	-	4	46	129	125	.561
2014-15	41	23	13	-	5	51	125	109	.622
2013-14	41	19	19	-	3	41	112	120	.500
2012-13	24	13	9	-	2	28	78	80	.583
2011-12	41	23	12	-	6	52	109	106	.634
2010-11	41	23	13	-	5	51	135	117	.622
2009-10	41	20	17	-	4	44	95	98	.537
2008-09	41	27	10	-	4	58	147	110	.732
2007-08	41	21	11	-	9	51	112	101	.622
2006-07	41	30	9	-	2	62	144	92	.756
2005-06	41	30	7	-	4	64	108	73*	.780
2003-04	41	21	14	5	1*	48	93	85	.585
2002-03	41	14	16	10*	1*	39	95	111	.476
2001-02	41	20	14	5	2	47	103	100	.573
2000-01	41	12	18	9	2	35	95	110	.427
1999-00	41	20	14	6	1*	47	119	124	.573
1998-99	41	15	20	6	-	36	103	110	.439
1997-98	41	18	17	6	-	42	118	118	.512
1996-97	41	21	18	2	-	44	121	121	.537
1995-96	41	18	18	5	-	41	114	103	.500
1994-95	24	15	7	2	-	32	90	68	.667
1993-94	42	25	12	5	-	55	156	116	.655
1992-93	42	23	14	5	-	51	175	139	.607
1991-92	40	19	14	7	-	45	174	140	.563
1990-91	40	29	8	3	-	61	194	115	.763
1989-90	40	28	7	5	-	61	207	131	.763
1988-89	40	32*	4*	4	-	68*	200	103	.850*
1987-88	40	26	11	3	-	55	217*	144	.688
1986-87	40	25	13	2	-	52	162	128	.650
1985-86	40	23	11	6	-	52	195	154	.650
1984-85	40	23	11	6	-	52	199	134	.650
1983-84	40	22	11	7	-	51	186	146	.638
1982-83	40	21	12	7	-	49	176	137	.613
1981-82	40	20	11	9	-	49	192	141	.613
1980-81	40	25	5	10*	-	60	198	127	.750
1979-80	40	18	15	7	-	43	147	132	.538
1978-79	40	25	11	4	-	54	179	126	.675
1977-78	40	20	13	7	-	47	152	132	.588
1976-77	40	22	11	7	-	51	151	111	.638
1975-76	40	19	14	7	-	45	138	98	.563
1974-75	40	24	9	7	-	55	150	96	.688
1973-74	39	17	15	7	-	41	121	115	.526
1972-73	39	16	16	7	-	39	106	105	.500
TOTALS	**1893**	**1024**	**612**	**188**	**69**	**2305**	**6720**	**5510**	**.609**

*Team Full Season Record **Includes Shootout GWG

ALL–TIME TEAM RECORDS ROAD

SEASON	GP	W	L	T	OTL	PTS	GF**	GA**	%
2020-21	28	11	15	-	2	24	65	83	.429
2019-20	37	20	14	-	3	43	107	103	.581
2018-19	41	24*	15	-	2	50*	123	100	.610
2017-18	41	20	15	-	6	46	109	118	.561
2016-17	41	21	16	-	4	46	95	109	.561
2015-16	41	14	24	-	3	31	102	135	.378
2014-15	41	22	17	-	2	46	116	107	.561
2013-14	41	16	21	-	4	36	97	121	.439
2012-13	24	6	16	-	2	14	50	80	.292
2011-12	41	14	17	-	10	38	93	120	.463
2010-11	41	18	16	-	7	43	115	120	.524
2009-10	41	20	15	-	6	46	109	112	.561
2008-09	41	19	20	-	2	40	107	138	.488
2007-08	41	21	19	-	1*	43	117	126	.524
2006-07	41	13	20	-	8	34	114	134	.415
2005-06	41	16	18	-	7	39	110	127	.476
2003-04	41	21	16	2	2	46	107	91*	.561
2002-03	41	15	20	3	3	36	91	117	.439
2001-02	41	12	21	7	1*	32	98	120	.390
2000-01	41	15	18	6	2	38	102	126	.463
1999-00	41	11	22	4	4	30	92	132	.366
1998-99	41	15	20	6	-	36	108	124	.439
1997-98	41	8	24	9	-	25	99	134	.305
1996-97	41	11	23	7	-	29	93	118	.354
1995-96	41	16	19	6	-	38	127	137	.463
1994-95	24	9	10	5	-	23	73	67	.479
1993-94	42	17	17	8	-	42	146	140	.500
1992-93	42	20	16	6	-	46	147	143	.548
1991-92	40	12	23	5	-	29	122	165	.363
1990-91	40	17	18	5	-	39	150	148	.488
1989-90	40	14	16	10	-	38	141	134	.475
1988-89	40	22	13	5	-	49	154	123	.613
1987-88	40	22	12*	6	-	50*	180*	161	.625*
1986-87	40	21	18	1	-	43	156	161	.538
1985-86	40	17	20	3	-	37	159	161	.463
1984-85	40	18	16	6	-	42	164	168	.525
1983-84	40	12	21	7	-	31	125	168	.388
1982-83	40	11	22	7	-	29	145	180	.363
1981-82	40	9	23	8	-	26	142	204	.325
1980-81	40	14	22	4	-	32	131	171	.400
1979-80	40	17	17	6	-	40	135	137	.500
1978-79	40	16	20	4	-	36	148	154	.450
1977-78	40	14	14	12*	-	40	122	120	.500
1976-77	40	12	23	5	-	29	113	154	.363
1975-76	40	16	19	5	-	37	124	139	.463
1974-75	40	10	22	8	-	28	93	137	.350
1973-74	39	13	19	7	-	33	93	123	.423
1972-73	39	9	22	8	-	26	85	134	.333
TOTALS	**1897**	**741**	**884**	**191**	**81**	**1754**	**5594**	**6324**	**.462**

*Team Full Season Record **Includes Shootout GWG

OVERTIME RESULTS

FLAMES YEAR-BY-YEAR OVERTIME

	HOME		ROAD		OVERALL	
SEASON	GP	W-L-T-SOL	GP	W-L-T-SOL	GP	W-L-T-SOL
2020-21	3	1-1-0-1	4	3-1-0-0	7	4-2-0-1
2019-20	7	3-3-0-1	11	8-3-0-0	18	11-6-0-1
2018-19	7	2-3-0-2	5	3-0-0-2	12	5-3-0-4
2017-18	8	4-3-0-1	11	5-2-0-4	19	9-5-0-5
2016-17	8	8-0-0-0	9	5-2-0-2	17	13-2-0-2
2015-16	11	7-3-0-1	7	4-1-0-2	18	11-4-0-3
2014-15	10	5-3-0-2	10	8-1-0-1	20	13-4-0-3
2013-14	11	8-3-0-0	10	6-1-0-3	21	14-4-0-3
2012-13	3	1-0-0-2	3	1-1-0-1	6	2-1-0-3
2011-12	9	3-1-0-5	12	2-6-0-4	21	5-7-0-9
2010-11	7	2-2-0-3	16	9-3-0-4	23	11-5-0-7
2009-10	3	0-1-0-2	12	5-2-0-5	15	5-3-0-7
2008-09	5	1-2-0-2	7	5-2-0-0	12	6-4-0-2
2007-08	10	1-7-0-2	6	5-0-0-1	16	6-7-0-3
2006-07	5	3-1-0-1	9	1-4-0-4	14	4-5-0-5
2005-06	6	2-1-0-3	9	2-3-0-4	15	4-4-0-7
2003-04	8	2-1-5	5	1-2-2	13	3-3-7
2002-03	16	5-1-10	7	1-3-3	23	6-4-13
2001-02	7	0-2-5	10	2-1-7	17	2-3-12
2000-01	13	2-2-9	9	1-2-6	22	3-4-15
1999-00	13	6-1-6	13	5-4-4	26	11-5-10
1998-99	9	2-1-6	7	1-0-6	16	3-1-12
1997-98	11	4-1-6	11	0-2-9	22	4-3-15
1996-97	7	2-3-2	9	1-1-7	16	3-4-9
1995-96	9	2-2-5	7	0-1-6	16	2-3-11
1994-95	4	1-1-2	5	0-0-5	9	1-1-7
1993-94	8	2-1-5	10	1-1-8	18	3-2-13
1992-93	11	3-3-5	8	1-1-6	19	4-4-11
1991-92	11	1-3-7	8	1-2-5	19	2-5-12
1990-91	8	3-2-3	7	0-2-5	15	3-4-8
1989-90	10	3-2-5	11	0-1-10	21	3-3-15
1988-89	7	2-1-4	10	3-2-5	17	5-3-9
1987-88	6	1-2-3	8	1-1-6	14	2-3-9
1986-87	2	0-0-2	2	1-0-1	4	1-0-3
1985-86	8	1-1-6	4	0-1-3	12	1-2-9
1984-85	7	1-0-6	7	0-1-6	14	1-1-12
1983-84	9	2-0-7	9	2-0-7	18	4-0-14

*OT-PTS = points earned in overtime (excludes shootout wins) ** Includes shootout wins

FLAMES ALL-TIME RECORDS
MONTH-BY-MONTH

	OCTOBER		NOVEMBER		DECEMBER		JANUARY		FEBRUARY		MARCH		APRIL/MAY	
SEASON	**GP**	**W-L-T-OTL**	**GP**	**W-L-T-OTL**	**GP**	**W-L-T-OTL**	**GP**	**W-L-T-OTL**	**GP**	**W-L-T-OTL**	**GP**	**W-L-T-OTL**	**GP**	**W-L-T-OTL**
2020-21	-	-	-	-	-	-	7	3-3-0-1	15	7-7-0-1	15	6-8-0-1	19	10-9-0-0
2019-20	13	7-6-0-2	14	6-6-0-2	13	7-5-0-1	10	7-2-0-1	14	6-7-0-1	4	3-1-0-0	0	0-0-0-0
2018-19	13	7-5-0-1	13	8-4-0-1	14	9-3-0-2	11	9-1-0-1	13	8-3-0-2	15	8-7-0-0	3	1-2-0-0
2017-18	12	6-6-0-0	13	8-4-0-1	14	5-6-0-3	11	6-1-0-4	15	7-7-0-1	14	4-9-0-1	3	1-2-0-0
2016-17	10	4-5-0-1	16	7-8-0-1	13	9-4-0-0	13	5-7-0-1	12	9-2-0-1	14	10-4-0-0	4	1-3-0-0
2015-16	12	3-8-0-1	12	5-6-0-1	13	9-4-0-0	11	4-6-0-1	14	5-8-0-1	16	6-8-0-2	4	3-0-0-1
2014-15	12	6-4-0-2	13	9-4-0-0	14	6-7-0-1	11	6-5-0-0	12	6-5-0-1	15	9-3-0-3	5	3-2-0-0
2013-14	12	5-5-0-2	14	4-8-0-2	14	5-7-0-2	14	6-7-0-1	5	2-3-0-0	16	9-7-0-0	7	4-3-0-0
2012-13	-	-	-	-	-	-	5	1-3-0-1	14	6-5-0-3	14	6-8-0-0	15	6-9-0-0
2011-12	9	4-4-0-1	14	6-8-0-0	16	8-4-0-4	12	5-6-0-1	12	5-2-0-5	17	7-5-0-5	2	2-0-0-0
2010-11	11	6-5-0-0	13	4-7-0-2	14	7-6-0-1	13	7-3-0-3	13	8-2-0-3	14	6-6-0-2	4	3-0-0-1
2009-10	12	7-4-0-1	14	10-2-0-2	14	6-6-0-2	15	4-8-0-3	7	3-3-0-1	15	9-6-0-0	5	1-3-0-1
2008-09	10	6-3-0-1	14	8-6-0-0	13	8-2-0-3	11	8-3-0-0	13	7-4-0-2	15	6-9-0-0	6	3-3-0-0
2007-08	12	6-3-0-3	14	4-10-0-0	14	9-1-0-4	11	7-3-0-1	14	7-6-0-1	14	7-6-0-1	3	2-1-0-0
2006-07	10	3-6-0-1	13	8-4-0-1	14	8-4-0-2	13	8-3-0-2	14	7-4-0-3	14	9-4-0-1	4	0-4-0-0
2005-06	13	4-7-0-2	13	10-2-0-1	13	9-3-0-1	13	7-4-0-2	6	3-2-0-1	15	8-6-0-1	9	5-1-0-3
2003-04	9	4-4-0-1	12	5-4-1-2	15	10-3-2-0	15	6-8-1-0	13	7-5-1-0	16	9-5-2-0	2	1-1-0-0
2002-03	10	3-3-2-2	14	3-9-1-1	14	5-6-3-0	14	6-7-1-0	12	2-6-3-1	15	8-5-2-0	3	2-0-1-0
2001-02	12	8-2-0-2	13	5-4-4-0	15	4-7-4-0	13	5-8-0-0	7	2-3-1-1	15	5-7-3-0	7	3-4-0-0
2000-01	12	3-8-1-0	15	3-4-4-4	12	7-3-2-0	12	4-6-2-0	11	5-4-2-0	16	4-9-3-0	4	1-2-1-0
1999-00	13	3-8-2-0	11	5-6-0-0	14	8-2-3-1	13	7-6-0-0	12	3-3-2-4	14	4-8-2-0	5	1-3-1-0
1998-99	9	2-5-2	14	6-8-0	13	4-8-1	12	4-6-2	12	5-2-5	14	7-5-2	8	2-6-0
1997-98	13	3-8-2	14	2-7-5	15	6-8-1	12	3-6-3	4	2-1-1	15	8-6-1	9	2-5-2
1996-97	13	7-5-1	13	3-9-1	13	3-7-3	11	5-5-1	14	8-5-1	12	6-5-1	6	0-5-1
1995-96	11	1-7-3	13	3-8-2	15	7-6-2	11	7-2-2	13	6-5-2	13	7-6-0	6	3-3-0
1994-95	-	-	-	-	-	-	5	2-2-1	14	8-4-2	15	6-7-2	13	7-4-2
1993-94	13	8-3-2	13	7-4-2	14	5-7-2	12	4-5-3	12	8-3-1	13	6-5-2	7	4-2-1
1992-93	12	8-4-0	13	6-5-2	13	10-1-2	14	3-9-2	12	6-2-4	12	4-8-0	8	6-1-1
1991-92	12	6-5-1	13	5-5-3	13	5-7-1	12	5-5-2	13	4-7-2	14	5-7-2	3	1-1-1
1990-91	13	9-4-0	13	5-5-3	14	8-5-1	12	5-6-1	12	8-2-2	16	11-4-1	0	0-0-0
1989-90	13	6-3-4	15	5-6-4	12	6-4-2	13	8-2-3	11	6-5-0	15	10-3-2	1	1-0-0
1988-89	12	6-3-3	12	10-1-1	14	8-4-2	15	10-3-2	13	10-3-0	13	9-3-1	1	1-0-0
1987-88	11	5-5-1	14	9-3-2	13	9-3-1	14	9-3-2	12	5-6-1	14	10-2-2	2	1-1-0
1986-87	10	3-7-0	14	10-4-0	14	9-4-1	14	6-7-1	12	9-3-0	14	9-5-0	2	0-1-1
1985-86	10	5-5-0	13	8-2-3	12	4-8-0	15	6-7-2	12	7-3-2	15	7-6-2	3	3-0-0
1984-85	11	7-4-0	12	7-4-1	14	5-7-2	15	7-4-4	11	5-6-0	14	9-2-3	3	1-0-2
1983-84	12	5-6-1	12	5-4-3	13	4-7-2	12	5-2-5	15	9-4-2	15	6-8-1	1	0-1-0
1982-83	13	4-7-2	14	5-6-3	14	5-7-2	12	7-5-0	12	5-5-2	14	6-4-4	1	0-0-1
1981-82	11	2-7-2	14	5-5-4	13	5-6-2	15	7-4-4	12	4-5-3	13	5-6-2	2	1-1-0
1980-81	11	5-4-2	13	5-5-3	12	6-3-3	16	6-7-3	12	9-2-1	14	6-6-2	2	2-0-0
1979-80	10	5-4-1	13	6-5-2	12	3-8-1	15	7-5-3	11	5-2-4	15	8-6-1	4	1-2-1
1978-79	10	8-0-2	14	7-7-0	15	5-9-1	13	8-4-1	10	6-2-2	13	5-7-1	5	2-2-1
1977-78	8	3-2-3	14	4-6-4	14	5-6-3	14	8-5-1	12	3-3-6	13	8-4-1	5	3-1-1
1976-77	13	5-6-2	12	6-2-4	13	7-5-1	13	5-4-4	12	3-9-0	15	7-8-0	2	1-0-1
1975-76	10	4-5-1	14	6-7-1	15	9-4-2	14	5-6-3	12	3-7-2	12	6-4-2	3	2-0-1
1974-75	11	5-4-2	14	8-3-3	12	3-8-1	14	5-5-4	11	4-4-3	14	8-5-1	4	1-2-1
1973-74	8	4-3-1	14	7-4-3	14	4-7-3	13	3-9-1	13	4-6-3	13	6-4-3	3	2-1-0
1972-73	11	4-6-1	15	6-6-3	13	5-6-2	13	6-4-3	11	2-6-3	14	2-10-2	1	0-0-1
TOTALS	**510**	**225-218-44-23**	**604**	**274-237-74-19**	**612**	**289-238-58-27**	**599**	**277-232-68-22**	**568**	**269-203-61-35**	**677**	**330-277-52-18**	**220**	**101-91-24-4**

FLAMES OPENING GAME RESULTS

SEASON	SEASON OPENER				HOME OPENER				ROAD OPENER			
2020-21	WPG	4	CGY	3 OT	CGY	3	VAN	0	WPG	4	CGY	3 OT
2019-20	COL	5	CGY	3	CGY	3	VAN	0	COL	5	CGY	3
2018-19	VAN	5	CGY	2	CGY	7	VAN	4	VAN	5	CGY	2
2017-18	EDM	3	CGY	0	CGY	6	WPG	3	EDM	3	CGY	0
2016-17	EDM	7	CGY	4	EDM	5	CGY	3	EDM	7	CGY	4
2015-16	VAN	5	CGY	1	VAN	5	CGY	1	CGY	3	VAN	2 OT
2014-15	VAN	4	CGY	2	VAN	4	CGY	2	CGY	5	EDM	2
2013-14	WSH	5	CGY	4 SO	VAN	5	CGY	4 SO	WSH	5	CGY	4 SO
2012-13	SJS	4	CGY	1	SJS	4	CGY	1	VAN	3	CGY	2 SO
2011-12	PIT	5	CGY	3	PIT	5	CGY	3	STL	5	CGY	2
2010-11	EDM	4	CGY	0	CGY	3	LAK	1	EDM	4	CGY	0
2009-10	CGY	5	VAN	3	CGY	5	VAN	3	CGY	4	EDM	3
2008-09	VAN	6	CGY	0	VAN	5	CGY	4 OT	VAN	6	CGY	0
2007-08	PHI	3	CGY	2	PHI	3	CGY	2	DET	4	CGY	2
2006-07	EDM	3	CGY	1	CGY	2	EDM	1	EDM	3	CGY	1
2005-06	MIN	6	CGY	3	DAL	3	CGY	2 OT	MIN	6	CGY	3
2003-04	VAN	4	CGY	1	CGY	3	SJS	2	VAN	4	CGY	1
2002-03	VAN	3	CGY	0	VAN	3	CGY	0	CGY	3	VAN	2
2001-02	CGY	1	EDM	0	CGY	1	EDM	0	CGY	4	DET	2
2000-01	DET	4	CGY	3	DET	4	CGY	3	CGY	2	NYI	0
1999-00	SJS	5	CGY	3	STL	4	CGY	1	SJS	5	CGY	3
1998-99	CGY	3	SJS	3	TOR	7	CGY	3	CGY	5	SJS	3
1997-98	DET	3	CGY	1	DET	3	CGY	1	DET	4	CGY	4
1996-97	VAN	3	CGY	1	CGY	3	BUF	0	VAN	3	CGY	1
1995-96	CGY	3	TBL	3	COL	3	CGY	2	CGY	3	TBL	3
1994-95	CGY	3	WPG	3	CGY	6	STL	4	CGY	3	WPG	3
1993-94	CGY	2	NYI	1	CGY	2	NYI	1	CGY	5	VAN	1
1992-93	LAK	5	CGY	4	LAK	5	CGY	4	CGY	3	MIN	2
1991-92	CGY	9	EDM	2	CGY	9	EDM	2	WPG	5	CGY	3
1990-91	CGY	3	VAN	2 OT	CGY	3	VAN	2 OT	CGY	4	WPG	3
1989-90	CGY	10	DET	7	CGY	10	DET	7	CGY	4	NJD	2
1988-89	CGY	4	NYI	4	CGY	4	NYI	4	LAK	6	CGY	5 OT
1987-88	CGY	5	DET	1	CGY	5	DET	1	WPG	3	CGY	2
1986-87	CGY	5	BOS	3	QUE	4	CGY	2	CGY	5	BOS	3
1985-86	CGY	8	WPG	3	CGY	8	WPG	3	CGY	9	LAK	2
1984-85	STL	4	CGY	2	STL	4	CGY	2	CGY	7	VAN	5
1983-84	CGY	5	VAN	3	EDM	4	CGY	3	CGY	5	VAN	3
1982-83	EDM	7	CGY	5	NYI	5	CGY	4	EDM	7	CGY	5
1981-82	CGY	1	VAN	1	CGY	1	VAN	1	CGY	6	STL	4
1980-81	CGY	5	QUE	5	CGY	5	QUE	5	COL	6	CGY	2
1979-80	ATL	5	QUE	3	ATL	9	PHI	2	ATL	5	QUE	3
1978-79	ATL	4	CHI	4	ATL	4	WSH	3	ATL	4	CHI	4
1977-78	ATL	2	BOS	2	ATL	3	STL	1	ATL	2	BOS	2
1976-77	WSH	6	ATL	5	ATL	4	LAK	2	WSH	6	ATL	5
1975-76	LAK	4	ATL	3	LAK	4	ATL	3	NYR	3	ATL	1
1974-75	ATL	3	VAN	3	ATL	4	KC	2	ATL	3	VAN	3
1973-74	ATL	1	NYI	1	ATL	1	NYI	1	ATL	1	STL	0
1972-73	ATL	3	NYI	2	ATL	1	BUF	1	ATL	3	NYI	2
	SEASON OVERALL				**HOME OVERALL**				**ROAD OVERALL**			
	Won 12, Lost 24, Tied 10, OTL 2				**Won 22, Lost 18, Tied 5, OTL 3**				**Won 19, Lost 19, Tied 6, OTL 4**			

HOME ATTENDANCE

#Heritage Classic attendance of 41,022. *Does Not Include Neutral Site Home Game. **Team Season Record. *** Does not include the 28 games in 2020-21 as no fans were allowed.
Calgary: Scotiabank Saddledome - 2010-present, Pengrowth Saddledome - 1983-2010, Stampede Corral - 1980-1983 **Atlanta:** The Omni - 1972-1980

SEASON	GAMES	ATTENDANCE	AVERAGE
2020-21	28	NO FANS ALLOWED	
2019-20	33	618,828	18,752
2018-19	41	758,550	18,501
2017-18	41	775,105	18,905
2016-17	41	767,829	18,728
2015-16	41	784,874	19,143
2014-15	41	782,977	19,097
2013-14	41	790,849	19,289
2012-13	24	462,936	19,289
2011-12	41	790,849	19,289
2010-11	41	812,582**	19,819#
2009-10	41	790,849	19,289
2008-09	41	790,849	19,289
2007-08	41	790,849	19,289
2006-07	41	790,849	19,289
2005-06	41	790,849	19,289
2003-04	41	679,767	16,580

SEASON	GAMES	ATTENDANCE	AVERAGE
2002-03	41	665,808	16,239
2001-02	41	643,896	15,705
2000-01	41	681,535	16,623
1999-00	41	612,800	14,946
1998-99	41*	648,050	16,201
1997-98	41	694,557	16,940
1996-97	41	700,643	17,089
1995-96	41	737,996	18,000
1994-95	24	456,858	19,036
1993-94	41*	792,307	19,325
1992-93	41*	800,677	19,529
1991-92	40	788,760	19,719
1990-91	40	799,434	19,986**
1989-90	40	794,444	19,861
1988-89	40	778,324	19,458
1987-88	40	755,252	18,881
1986-87	40	671,920	16,798

SEASON	GAMES	ATTENDANCE	AVERAGE
1985-86	40	670,480	16,762
1984-85	40	667,320	16,683
1983-84	40	666,960	16,674
1982-83	40	289,680	7,242
1981-82	40	289,258	7,231
1980-81	40	288,679	7,217
1979-80	40	400,961	10,024
1978-79	40	457,640	11,441
1977-78	40	420,026	10,501
1976-77	40	490,356	12,259
1975-76	40	478,500	11,963
1974-75	40	537,761	13,444
1973-74	39	552,314	14,162
1972-73	39	488,106	12,516
	GAMES	**ATTENDANCE**	**AVERAGE**
TOTALS* **	**1863**	**30,700,693**	**16,479**

FLAMES YEARLY LEADERS

SEASON	GOALS		ASSISTS		POINTS		PENALTY MINUTES	
2020-21	J. Gaudreau/E. Lindholm	19	Johnny Gaudreau	30	Johnny Gaudreau	49	Matthew Tkachuk	55
2019-20	Elias Lindholm	29	Johnny Gaudreau	40	Matthew Tkachuk	61	Matthew Tkachuk	74
2018-19	Johnny Gaudreau	36	Johnny Gaudreau	63	Johnny Gaudreau	99	Sam Bennett	93
2017-18	Sean Monahan	31	Johnny Gaudreau	60	Johnny Gaudreau	84	Garnet Hathaway	88
2016-17	Sean Monahan	27	Johnny Gaudreau	43	Johnny Gaudreau	61	Matthew Tkachuk	105
2015-16	Johnny Gaudreau	30	Johnny Gaudreau	48	Johnny Gaudreau	78	Brandon Bollig	103
2014-15	J. Hudler/S. Monahan	31	Jiri Hudler	45	Jiri Hudler	76	Brandon Bollig	88
2013-14	Michael Cammalleri	26	Jiri Hudler	37	Jiri Hudler	54	Brian McGrattan	100
2012-13	Curtis Glencross	15	Lee Stempniak	23	M. Cammalleri/L. Stempniak	32	Tim Jackman	76
2011-12	Jarome Iginla	43	Olli Jokinen	38	Jarome Iginla	67	Tim Jackman	94
2010-11	Jarome Iginla	43	Alex Tanguay	47	Jarome Iginla	86	Tim Jackman	86
2009-10	Jarome Iginla	32	Matt Stajan	38	Jarome Iginla	69	Jamal Mayers	131
2008-09	Michael Cammalleri	39	Jarome Iginla	54	Jarome Iginla	89	Cory Sarich	112
2007-08	Jarome Iginla	50	Jarome Iginla	48	Jarome Iginla	98	Dion Phaneuf	182
2006-07	Jarome Iginla	39	Alex Tanguay	59	Jarome Iginla	94	Dion Phaneuf	98
2005-06	Jarome Iginla	35	Daymond Langkow	34	Jarome Iginla	67	Darren McCarty	117
2003-04	Jarome Iginla	41	Craig Conroy	39	Jarome Iginla	73	Chris Simon	250
2002-03	Jarome Iginla	35	Craig Conroy	37	Jarome Iginla	67	Scott Nichol	149
2001-02	Jarome Iginla	52	Craig Conroy	48	Jarome Iginla	96	Bob Boughner	170
2000-01	Jarome Iginla	31	Marc Savard	42	Jarome Iginla	71	Jason Wiemer	177
1999-00	Valeri Bure	35	Phil Housley	44	Valeri Bure	75	Wade Belak	122
1998-99	Jarome Iginla	28	Phil Housley	43	Cory Stillman	57	Jason Weimer	177
1997-98	T. Fleury/C. Stillman	27	Theoren Fleury	51	Theoren Fleury	78	Theoren Fleury	197
1996-97	Theoren Fleury	29	Theoren Fleury	38	Theoren Fleury	67	Todd Simpson	208
1995-96	Theoren Fleury	46	Theoren Fleury	50	Theoren Fleury	96	Sandy McCarthy	173
1994-95	Theoren Fleury	29	Phil Housley	35	Theoren Fleury	58	Ron Stern	163
1993-94	Gary Roberts	41	Al MacInnis	54	Robert Reichel	93	Ron Stern	243
1992-93	Robert Reichel	40	Theoren Fleury	66	Theoren Fleury	100	Craig Berube	209
1991-92	Gary Roberts	53	Al MacInnis	57	Gary Roberts	90	Ron Stern	338
1990-91	Theoren Fleury	51	Al MacInnis	75	Theoren Fleury	104	Gary Roberts	252
1989-90	Joe Nieuwendyk	45	Doug Gilmour	67	Joe Nieuwendyk	95	Tim Hunter	279
1988-89	J. Nieuwendyk/J. Mullen	51	J. Mullen/D. Gilmour	59	Joe Mullen	110	Tim Hunter	375**
1987-88	Joe Nieuwendyk	51	Gary Suter	70	Hakan Loob	106	Tim Hunter	337
1986-87	Joe Mullen	47	Al MacInnis	56	Joe Mullen	87	Tim Hunter	361
1985-86	Hakan Loob	31	Al MacInnis	57	Dan Quinn	72	Tim Hunter	291
1984-85	K. Nilsson/H. Loob	37	Kent Nilsson	62	Kent Nilsson	99	Tim Hunter	259
1983-84	Eddy Beers	36	Kent Nilsson	49	Kent Nilsson	80	Paul Baxter	182
1982-83	Lanny McDonald	66**	Guy Chouinard	59	Kent Nilsson	104	Doug Risebrough	138
1981-82	Lanny McDonald	34	Guy Chouinard	57	Guy Chouinard	80	Willi Plett	288
1980-81	Kent Nilsson	49	Kent Nilsson	82**	Kent Nilsson	131**	Willi Plett	239
1979-80	Kent Nilsson	40	Kent Nilsson	53	Kent Nilsson	93	Willi Plett	231
1978-79	Guy Chouinard	50	Bob MacMillan	71	Bob MacMillan	108	Willi Plett	213
1977-78	Bob MacMillan	31	Tom Lysiak	42	Tom Lysiak	69	Willi Plett	171
1976-77	Willi Plett	33	Tom Lysiak	51	Tom Lysiak	81	Willi Plett	123
1975-76	Curt Bennett	34	Tom Lysiak	51	Tom Lysiak	82	Pat Quinn	134
1974-75	Eric Vail	39	Tom Lysiak	52	Tom Lysiak	77	Pat Quinn	56
1973-74	Jacques Richard	27	Tom Lysiak	45	Tom Lysiak	64	Pat Quinn	94
1972-73	Bob Leiter	26	Bob Leiter	34	Bob Leiter	60	Pat Quinn	113

**Flames All-Time Individual Record

SCORELESS GAMES

November 7, 1976	Atlanta at Detroit	Myre - Giacomin
October 26, 1996	Calgary at Los Angeles	Kidd - Fiset
October 30, 1998	Washington at Calgary	Wregget - Tabaracci
December 21, 1999	Dallas at Calgary	Brathwaite - Belfour

PENALTY SHOTS FOR

30 GOALS FOR IN 67 ATTEMPTS (45%)

Mar. 1, 2020	at Florida	Johnny Gaudreau	failed	vs. Samuel Montembeault
Oct. 19, 2019	at Los Angeles	Mikael Backlund	scored	vs. Jonathan Quick
Mar. 12, 2019	vs New Jersey	Johnny Gaudreau	scored	vs. Mackenzie Blackwood
Nov. 25, 2018	at Arizona	Elias Lindholm	failed	vs. Antti Raanta
Nov. 11, 2018	at San Jose	Sam Bennett	failed	vs. Martin Jones
Oct. 11, 2018	at St.Louis	Sean Monahan	failed	vs. Jake Allen
Nov. 5, 2017	vs New Jersey	Micheal Ferland	failed	vs. Keith Kinkaid
Nov. 7, 2015	vs Pittsburgh	David Jones	failed	vs. Marc-Andre Fleury
Feb. 27, 2015	at NY Islanders	Micheal Ferland	failed	vs. Jaroslav Halak
Mar. 22, 2014	at Edmonton	Matt Stajan	scored	vs. Viktor Fasth
Nov. 3, 2013	at Chicago	T.J. Galiardi	failed	vs. Corey Crawford
Mar. 13, 2013	vs. Detroit	Mikael Backlund	failed	vs. Jonas Gustavsson
Feb. 5, 2013	at Detroit	Jarome Iginla	failed	vs. Jimmy Howard
Feb. 25, 2012	vs. Philadelphia	Alex Tanguay	scored	vs. Ilya Bryzgalov
Feb. 14, 2012	vs. Toronto	Paul Byron	scored	vs. Jonas Gustavsson
Apr. 6, 2011	vs. Edmonton	Alex Tanguay	failed	vs. Nikolai Khabibulin
Mar. 6, 2011	vs. Nashville	Jarome Iginla	scored	vs. Pekka Rinne
Feb. 11, 2011	vs. Anaheim	Olli Jokinen	failed	vs. Curtis McElhinney
Dec. 16, 2010	vs. Toronto	Jarome Iginla	failed	vs. Jonas Gustavsson
Mar. 15, 2009	vs. Detroit	Curtis Glencross	failed	vs. Jimmy Howard
Oct. 24, 2006	vs. Phoenix	Daymond Langkow	failed	vs. Curtis Joseph
Oct. 5, 2006	at Edmonton	Jarome Iginla	failed	vs. Dwayne Roloson
Mar. 31, 2006	vs. Colorado	Matthew Lombardi	scored	vs. Peter Budaj
Dec. 1, 2005	at Detroit	Shean Donovan	failed	vs. Jimmy Howard
Nov. 10, 2005	at Phoenix	Jarome Iginla	scored	vs. Curtis Joseph
Nov. 7, 2005	vs. Vancouver	Chuck Kobasew	failed	vs. Alex Auld
Oct. 29, 2005	at San Jose	Tony Amonte	failed	vs. Nolan Schaefer
Oct. 23, 2005	at Los Angeles	Marcus Nilson	failed	vs. Mathieu Garon
Mar. 5, 2004	at Dallas	Shean Donovan	failed	vs. Marty Turco
Jan. 27, 2004	at Phoenix	Shean Donovan	scored	vs. Sean Burke
Jan. 3, 2004	vs. Vancouver	Jarome Iginla	failed	vs. Alex Auld
Dec. 26, 2003	vs. Vancouver	Oleg Saprykin	failed	vs. Dan Cloutier
Dec. 2, 2003	vs. San Jose	Shean Donovan	scored	vs. Vesa Toskala
Mar. 15, 2003	at San Jose	Jarome Iginla	failed	vs. Vesa Toskala
Apr. 2, 2002	vs. Atlanta	Scott Nichol	scored	vs. Milan Hnilicka
Jan. 22, 2002	vs. Toronto	Jarome Iginla	failed	vs. Curtis Joseph
Dec. 8, 2001	vs. Anaheim	Jarome Iginla	failed	vs. Jean-Sebastien Giguere
Feb 27, 1998	vs. Vancouver	Hnat Domenichelli	scored	vs. Arturs Irbe
Oct. 24, 1996	vs. Pittsburgh	Robert Reichel	scored	vs. Tom Barrasso
Oct. 22, 1996	vs. Colorado	Theoren Fleury	scored	vs. Patrick Roy
Dec. 11, 1995	vs. Los Angeles	Steve Chiasson	scored	vs. Byron Dafoe
Feb. 7, 1994	vs. Edmonton	Robert Reichel	scored	vs. Bill Ranford
Oct. 31, 1993	at Winnipeg	Paul Ranheim	scored	vs. Bob Essensa
Jan. 23, 1993	vs. Pittsburgh	Joe Nieuwendyk	failed	vs. Ken Wregget
Dec. 27, 1992	at Edmonton	C.J. Young	failed	vs. Bill Ranford
Dec. 11, 1992	at Toronto	Theoren Fleury	scored	vs. Rick Wamsley
Feb. 23, 1991	vs. Quebec	Theoren Fleury	scored	vs. Jacques Cloutier
Apr. 4, 1990	vs. Los Angeles	Al MacInnis	scored	vs. Kelly Hrudey (Playoffs)
Oct. 7, 1989	vs. NY Islanders	Doug Gilmour	failed	vs. Mark Fitzpatrick
Feb. 22, 1989	vs. Toronto	Hakan Loob	failed	vs. Jeff Reese
Dec. 16, 1988	at Vancouver	Joe Nieuwendyk	scored	vs. Steve Weeks
Dec. 12, 1988	at Toronto	Joe Nieuwendyk	failed	vs. Jeff Reese
Mar. 19, 1988	at Quebec	Mike Bullard	failed	vs. Mario Brunetta
Mar. 10, 1988	vs. Winnipeg	Hakan Loob	failed	vs. Daniel Berthiaume
Mar. 28, 1987	at Los Angeles	Joe Mullen	scored	vs. Al Jensen, disallowed illegal stick
Feb. 14, 1987	at Minnesota	Joe Mullen	scored	vs. Kari Takko
Dec. 2, 1986	vs. NY Islanders	Joe Mullen	scored	vs. Kelly Hrudey
Oct. 28, 1986	at Minnesota	Perry Berezan	scored	vs. Don Beaupre
Oct. 13, 1984	vs. Quebec	Jim Peplinski	scored	vs. Mario Gosselin
Dec. 19, 1983	vs. Winnipeg	Doug Risebrough	scored	vs. Doug Soetaert
Mar. 14, 1983	at New Jersey	Paul Reinhart	scored	vs. Ron Low
Nov. 18, 1982	at Philadelphia	Lanny McDonald	failed	vs. Pelle Lindbergh
Jan. 13, 1981	vs. NY Rangers	Bob MacMillan	failed	vs. Doug Soetaert

PENALTY SHOTS FOR CON'T

Jan. 8, 1981	vs. Washington	Kent Nilsson	failed	vs. Rollie Boutin
Oct. 9, 1976	vs. Philadelphia	Curt Bennett	scored	vs. Bernie Parent
Jan. 2, 1975	vs. Montreal	Jacques Richard	failed	vs. Ken Dryden
Feb. 16, 1974	at Toronto	Bob Leiter	scored	vs. Dunc Wilson

PENALTY SHOTS AGAINST

20 GOALS AGAINST IN 55 ATTEMPTS (36%)

May 5, 2021	vs. Winnipeg	Andrew Copp	failed	vs. Jacob Markstrom
Feb. 1, 2020	vs Edmonton	Gaetan Haas	scored	vs. David Rittich
Oct. 10, 2019	at Dallas	Alexander Radulov	failed	vs. David Rittich
Mar. 7, 2019	at Arizona	Jordan Oesterle	failed	vs. Mike Smith
Jan. 2, 2019	at Detroit	Andreas Athanasiou	scored	vs. Mike Smith
Mar. 9, 2018	at Ottawa	Jean-Gabriel Pageau	scored	vs. David Rittich
Jan.11, 2018	at Tampa	Cedric Paquette	failed	vs. Mike Smith
Nov. 5, 2017	vs. New Jersey	Miles Wood	failed	vs. Mike Smith
Jan. 11, 2017	vs. San Jose	Mikkel Boedker	failed	vs. Chad Johnson
Oct. 12, 2016	at Edmonton	Connor McDavid	scored	vs. Brian Elliott
Jan. 24, 2016	at Carolina	Elias Lindholm	scored	vs. Karri Ramo
Dec. 15, 2015	at Nashville	Cody Hodgson	scored	vs. Karri Ramo
Dec. 12, 2013	vs. Carolina	Jeff Skinner	failed	vs. Karri Ramo
Oct. 19, 2013	at San Jose	Brent Burns	failed	vs. Karri Ramo
Mar. 18, 2013	at Dallas	Antoine Roussel	failed	vs. Joey MacDonald
Dec. 6, 2011	vs. Carolina	Jiri Tlusty	scored	vs. Miikka Kiprusoff
Mar. 20, 2011	at Anaheim	Bobby Ryan	failed	vs. Henrik Karlsson
Mar. 4, 2011	vs. Columbus	Antoine Vermette	failed	vs. Miikka Kiprusoff
Mar. 4, 2011	vs. Columbus	Matt Calvert	failed	vs. Miikka Kiprusoff
Nov. 27, 2010	at Pittsburgh	Sidney Crosby	failed	vs. Miikka Kiprusoff
Oct. 30, 2010	vs. Washington	David Steckel	scored	vs. Henrik Karlsson
Jan. 21, 2010	vs. Chicago	Patrick Kane	failed	vs. Miikka Kiprusoff
Dec. 30, 2009	vs. Los Angeles	Dustin Brown	failed	vs. Miikka Kiprusoff
Nov. 4, 2009	at Dallas	Brendan Morrow	failed	vs. Curtis McElhinney
Nov. 6, 2008	vs. Nashville	Vernon Fiddler	scored	vs. Miikka Kiprusoff
Feb. 15, 2008	vs. Los Angeles	Jeff Giuliano	failed	vs. Miikka Kiprusoff
Feb. 3, 2006	vs. Vancouver	Alexandre Burrows	failed	vs. Miikka Kiprusoff
Dec. 29, 2005	vs. Minnesota	Brian Rolston	failed	vs. Miikka Kiprusoff
Nov. 12, 2005	vs. Colordao	Alex Tanguay	scored	vs. Miikka Kiprusoff
Oct. 17, 2005	vs. Phoenix	Oleg Saprykin	failed	vs. Miikka Kiprusoff
Dec. 29, 2003	vs. Minnesota	Richard Park	scored	vs. Miikka Kiprusoff
Mar. 16, 2003	at Anaheim	Paul Kariya	failed	vs. Jamie McLennan
Dec. 29, 2002	vs. Anaheim	Petr Sykora	failed	vs. Roman Turek
Apr. 9, 2002	at Atlanta	Jeff Cowan	failed	vs. Roman Turek
Jan. 11, 2002	vs. Phoenix	Michal Handzus	failed	vs. Roman Turek
Apr. 7, 2001	vs. Los Angeles	Zigmund Palffy	failed	vs. Fred Brathwaite
Dec. 7, 1998	vs. Dallas	Mike Modano	failed	vs. Tyler Moss
Apr. 13, 1998	at Los Angeles	Rob Blake	failed	vs. Dwayne Roloson
Mar. 22, 1998	vs. St. Louis	Darren Turcotte	failed	vs. Rick Tabaracci
Nov. 1, 1997	at Colorado	Joe Sakic	scored	vs. Tyler Moss
Jan. 14, 1996	at Colorado	Joe Sakic	scored	vs. Trevor Kidd
Mar. 7, 1995	at Chicago	Jeremy Roenick	failed	vs. Andrei Trefilov
Feb. 6, 1995	vs. Winnipeg	Teemu Selanne	failed	vs. Trevor Kidd
Nov. 24, 1993	vs. Toronto	Wendel Clark	scored	vs. Trevor Kidd
Jan. 16, 1992	at NY Rangers	Paul Broten	scored	vs. Michael Vernon
Oct. 19, 1991	at Vancouver	Gino Odjick	scored	vs. Michael Vernon
Mar. 14, 1989	at New Jersey	Kirk Muller	failed	vs. Michael Vernon
Dec. 23, 1988	at Edmonton	Craig MacTavish	scored	vs. Michael Vernon
Jan. 16, 1987	at Vancouver	Stan Smyl	scored	vs. Michael Vernon
Jan. 1, 1985	at Winnipeg	Bengt Lundholm	failed	vs. Rejean Lemelin
Dec. 6, 1983	at Quebec	Dale Hunter	scored	vs. Rejean Lemelin
Oct. 23, 1983	at Chicago	Denis Savard	failed	vs. Don Edwards
Jan. 3, 1979	at Toronto	Dan Maloney	failed	vs. Dan Bouchard
Feb. 9, 1978	at Los Angeles	Hartland Monahan	failed	vs. Dan Bouchard
Feb. 10, 1974	vs. Los Angeles	Whitey Widing	scored	vs. Phil Myre

ALL-TIME LEADERS

GAMES PLAYED

Jarome Iginla	1219
Mark Giordano	949
Robyn Regehr	826
Al MacInnis	803
Theoren Fleury	791
Mikael Backlund	744
Joel Otto	730
Jim Peplinski	711
T.J. Brodie	634
Gary Suter	617
Sean Monahan	591
Jamie Macoun	586
Gary Roberts	585
Joe Nieuwendyk	577
Miikka Kiprusoff (G)	576
Matt Stajan	558
Tim Hunter	545
Eric Vail	539
Michael Vernon (G)	526
Johnny Gaudreau	520
Paul Reinhart	517
Guy Chouinard	514
Craig Conroy	507
Lanny McDonald	492
Rey Comeau	468
Ken Houston	462
Willi Plett	452
Hakan Loob	450
Tom Lysiak	445
Bill Clement	444
Kent Nilsson	425
Robert Reichel	425
Curtis Glencross	418
Colin Patterson	416
Curt Bennett	405
Dan Bouchard (G)	398
Ron Stern	396

POINTS

Jarome Iginla	1095
Theoren Fleury	830
Al MacInnis	822
Joe Nieuwendyk	616
Gary Suter	565
Kent Nilsson	562
Guy Chouinard	529
Mark Giordano	509
Gary Roberts	505
Johnny Gaudreau	494
Eric Vail	452
Paul Reinhart	444
Sean Monahan	439
Tom Lysiak	431
Hakan Loob	429

GOALS

Jarome Iginla	525
Theoren Fleury	364
Joe Nieuwendyk	314
Gary Roberts	257
Kent Nilsson	229
Lanny McDonald	215
Al MacInnis	213
Eric Vail	206
Sean Monahan	204
Guy Chouinard	193
Hakan Loob	193
Joe Mullen	190
Johnny Gaudreau	170
Joel Otto	167

ASSISTS

Al MacInnis	609
Jarome Iginla	570
Theoren Fleury	466
Gary Suter	437
Mark Giordano	366
Guy Chouinard	336
Paul Reinhart	335
Kent Nilsson	333
Johnny Gaudreau	324
Joe Nieuwendyk	302
Tom Lysiak	276
Jim Peplinski	263
Joel Otto	261
Gary Roberts	248
Mikael Backlund	243

PENALTY MINUTES

Tim Hunter	2405
Gary Roberts	1736
Joel Otto	1642
Jim Peplinski	1467
Theoren Fleury	1339
Ron Stern	1288
Willi Plett	1267
Al MacInnis	944
Gary Suter	872
Jarome Iginla	831
Robyn Regehr	802
Mark Giordano	759
Sandy McCarthy	730

ALL-TIME LEADERS CONTINUED

FIVE-GOAL GAMES

Joe Nieuwendyk	1

FOUR-GOAL GAMES

Joe Mullen	2
Joe Nieuwendyk	2
Kent Nilsson	2
Sam Bennett	1
Jiri Hrdina	1
Mark Hunter	1
Jarome Iginla	1
Mark Jankowski	1
Hakan Loob	1
Brian MacLellan	1
Keith McCreary	1
Jim Peplinski	1
Gary Roberts	1
Marc Savard	1
Garry Unger	1

THREE-GOAL GAMES

Theoren Fleury	13
Kent Nilsson	13
Jarome Iginla	12
Joe Nieuwendyk	10
Gary Roberts	10
Lanny McDonald	9
Hakan Loob	6
Eddy Beers	5
Johnny Gaudreau	5
Joe Mullen	5
Eric Vail	5
Ken Houston	4
Robert Reichel	4
Rene Bourque	3
Michael Cammalleri	3
Curtis Glencross	3
Mark Hunter	3
Bob MacMillan	3
Sergei Makarov	3
Willi Plett	3
Ron Stern	3
Curt Bennett	2
Ivan Boldirev	2
Guy Chouinard	2
Bill Clement	2
Micheal Frolik	2
Jiri Hrdina	2
Olli Jokinen	2
Gary McAdam	2
Keith McCreary	2
Joel Otto	2
Marc Savard	2
Cory Stillman	2
German Titov	2
Carey Wilson	2
Mikael Backlund	1
Sam Bennett	1
Valeri Bure	1
Rey Comeau	1
Shean Donovan	1
Dillon Dube	1
Barry Gibbs	1
Bobby Gould	1
Dougie Hamilton	1
Brett Hull	1
Kristian Huselius	1
Mark Jankowski	1
Josh Jooris	1
Chuck Kobasew	1
Dave Kryskow	1
Dan Labraaten	1
Daymond Langkow	1
Gary Leeman	1
Bob Leiter	1
Matthew Lombardi	1
Tom Lysiak	1
Al MacInnis	1
Brian MacLellan	1
Marty McInnis	1
Andrew Mangipane	1
Sean Monahan	1
David Moss	1
Dana Murzyn	1
Owen Nolan	1
Jim Peplinski	1
Jean Pronovost	1
Paul Ranheim	1
Mason Raymond	1
Paul Reinhart	1
Matthew Tkachuk	1

Includes four- and five-goal games.

ALL-TIME LEADERS CONTINUED

MULTI-GOAL GAMES

Jarome Iginla	94
Theoren Fleury	47
Joe Nieuwendyk	47
Lanny McDonald	36
Guy Chouinard	33
Eric Vail	33
Gary Roberts	30
Kent Nilsson	29
Johnny Gaudreau	24
Robert Reichel	22
Hakan Loob	21
Tom Lysiak	21
Sean Monahan	20
Joe Mullen	18
Willi Plett	18
Mikael Backlund	16
Michael Cammalleri	16
Bob MacMillan	16
Matthew Tkachuk	16
Joel Otto	15
Curt Bennett	13
Rene Bourque	13
Ken Houston	13
Kristian Huselius	12
Daymond Langkow	12
Valeri Bure	11
Rey Comeau	11
Curtis Glencross	11
Al MacInnis	11
German Titov	11
Doug Gilmour	10
Sergei Makarov	10
Marc Savard	10
Cory Stillman	10
Carey Wilson	10
Craig Conroy	9
Kevin Lavallee	9
Elias Lindholm	9
Colin Patterson	9
Jim Peplinski	9
Paul Ranheim	9
Mel Bridgman	8
Mike Bullard	8
Matthew Lombardi	8
Dan Quinn	7
Paul Reinhart	7
Larry Romanchych	7
Gary Suter	7
Eddy Beers	6
Sam Bennett	6
Martin Gelinas	6
Mark Giordano	6
Brett Hull	6
David Moss	6
Mike Eaves	5
Michael Frolik	5
Jiri Hudler	5
Mark Hunter	5
Mark Jankowski	5
Richard Kromm	5
Bob Leiter	5
Don Lever	5
John Stewart	5
Alex Tanguay	5
Steve Bozek	4
Bill Clement	4
Bill Flett	4
Hilliard Graves	4
Dougie Hamilton	4
Olli Jokinen	4
Andrew Mangiapane	4
Dean McAmmond	4
Keith McCreary	4
Owen Nolan	4
Doug Risebrough	4
Perry Berezan	3
Andrew Cassels	3
Dave Gagner	3
John Gould	3
Jamie Hislop	3
Phil Housley	3
David Jones	3
Brian MacLellan	3
Marty McInnis	3
Michael Nylander	3
Jean Pronovost	3
Leon Rochefort	3
Matt Stajan	3
Tony Amonte	2
Brent Ashton	2
Ivan Boldirev	2
Lance Bouma	2
Dustin Boyd	2
T.J. Brodie	2
Roman Cervenka	2
Chris Drury	2
Bryan Hextall	2
Ernie Hicke	2
Jiri Hrdina	2
Tim Hunter	2
Josh Jooris	2
Sheldon Kennedy	2
Chuck Kobasew	2
Red Laurence	2
Gerry Meehan	2
Brendan Morrison	2
Dion Phaneuf	2
Harold Phillipoff	2
Mason Raymond	2
Steve Reinprecht	2
Darcy Rota	2
Derek Ryan	2
Oleg Saprykin	2
Jeff Shantz	2
Bobby Simpson	2
Ron Stern	2
Steve Tambellini	2
Kris Versteeg	2
Wes Walz	2
Dennis Wideman	2
Clarke Wilm	2
Akim Aliu	1
Paul Baxter	1
Steve Begin	1
Todd Bertuzzi	1
Craig Berube	1
Paul Byron	1
Gino Cavallini	1
Chris Clark	1
Joe Colborne	1
Rene Corbet	1
Denis Cyr	1
Nigel Dawes	1
Bobby Dollas	1
Shean Donovan	1
Hnat Domenichelli	1
Ted Drury	1
Deryk Engelland	1
Kari Eloranta	1
Paul Fenton	1
Andrew Ference	1
Micheal Ferland	1
Aaron Gavey	1
Markus Granlund	1
Marc Habscheid	1
Niklas Hagman	1
Travis Hamonic	1
Roman Hamrlik	1
Noah Hanifin	1
Garnet Hathaway	1
Paul Henderson	1
Jonas Hoglund	1
Phil Housley	1
Cale Hulse	1
Tim Jackman	1
Jim Jackson	1
Kari Jalonen	1
Ed Kea	1
Kelly Kisio	1
Tom Kostopoulos	1
Paul Kruse	1
Dave Kryskow	1
Dan Labraaten	1
Bobby Lalonde	1
Gary Leeman	1
Josh Leivo	1
Jordan Leopold	1
Jocelyn Lemieux	1
Dave Lowry	1
Jamie Lundmark	1
Toni Lydman	1
Jamie Macoun	1
Randy Manery	1
Gary McAdam	1
Corey Millen	1
Derek Morris	1
Lew Morrison	1
Richard Mulhern	1
Marty Murray	1
Dana Murzyn	1
Rob Niedermayer	1
Marcus Nilson	1
Eric Nystrom	1
Michel Petit	1
Ronald Petrovicky	1
Wayne Primeau	1
Alan Quine	1
Pat Quinn	1
Byron Ritchie	1
Kris Russell	1
Phil Russell	1
Chris Simon	1
Martin St. Louis	1
Lee Stempniak	1
John Tonelli	1
Jason Weimer	1
Jamie Wright	1
C.J. Young	1
Zarley Zalapski	1

ALL-TIME TOP SEASONS

MOST POINTS

131	Kent Nilsson	1980-81
110	Joe Mullen	1988-89
108	Bob MacMillan	1978-79
107	Guy Chouinard	1978-79
106	Hakan Loob	1987-88
104	Kent Nilsson	1982-83
	Theoren Fleury	1990-91
103	Mike Bullard	1987-88
	Al MacInnis	1990-91
100	Theoren Fleury	1992-93
99	Kent Nilsson	1984-85
	Johnny Gaudreau	2018-19
98	Lanny McDonald	1982-83
	Jarome Iginla	2007-08
96	Theoren Fleury	1995-96
	Jarome Iginla	2001-02
95	Joe Nieuwendyk	1989-90
94	Jarome Iginla	2006-07
93	Kent Nilsson	1979-80
	Robert Reichel	1993-94
92	Joe Nieuwendyk	1987-88
91	Gary Suter	1987-88
	Doug Gilmour	1989-90
90	Al MacInnis	1989-90
	Gary Roberts	1991-92
89	Jarome Iginla	2008-09
88	Robert Reichel	1992-93
87	Joe Mullen	1986-87
86	Sergei Makarov	1989-90
	Jarome Iginla	2010-11
85	Joe Mullen	1987-88
	Doug Gilmour	1988-89
	Hakan Loob	1988-89
	Joe Nieuwendyk	1990-91
	Theoren Fleury	1993-94
84	Gary Roberts	1993-94
	Johnny Gaudreau	2017-18
83	Eric Vail	1978-79
	Guy Chouinard	1980-81
	Al MacInnis	1987-88
82	Tom Lysiak	1975-76
	Joe Nieuwendyk	1988-89
	Al MacInnis	1993-94
	Michael Cammalleri	2008-09
	Sean Monahan	2018-19
81	Tom Lysiak	1976-77
	Doug Gilmour	1990-91
	Gary Suter	1992-93
	Alex Tanguay	2006-07
80	Guy Chouinard	1981-82
	Kent Nilsson	1983-84
79	Sergei Makarov	1990-91
	Gary Roberts	1992-93
78	Theoren Fleury	1997-98
	Johnny Gaudreau	2015-16
	Matthew Tkachuk	2018-19
77	Tom Lysiak	1974-75
	Guy Chouinard	1979-80
	Al MacInnis	1991-92
	Kristian Huselius	2006-07
	Daymond Langkow	2006-07
76	Al MacInnis	1986-87
	Gary Suter	1989-90
	Jiri Hudler	2014-15
75	Mel Bridgman	1981-82
	Paul Reinhart	1982-83
	Eddy Beers	1983-84
	Joe Nieuwendyk	1992-93
	Joe Nieuwendyk	1993-94
	Valeri Bure	1999-00
	Craig Conroy	2001-02

MOST GOALS

66	Lanny McDonald	1982-83
53	Gary Roberts	1991-92
52	Jarome Iginla	2000-01
51	Joe Nieuwendyk	1987-88
	Joe Mullen	1988-89
	Joe Nieuwendyk	1988-89
	Theoren Fleury	1990-91
50	Guy Chouinard	1978-79
	Hakan Loob	1987-88
	Jarome Iginla	2007-08
49	Kent Nilsson	1980-81
48	Mike Bullard	1987-88
47	Joe Mullen	1986-87
46	Kent Nilsson	1982-83
	Theoren Fleury	1995-96
45	Joe Nieuwendyk	1989-90
	Joe Nieuwendyk	1990-91
43	Jarome Iginla	2010-11
41	Gary Roberts	1993-94
	Jarome Iginla	2003-04
40	Kent Nilsson	1979-80
	Joe Mullen	1987-88
	Robert Reichel	1992-93
	Robert Reichel	1993-94
	Theoren Fleury	1993-94
39	Eric Vail	1974-75
	Gary Roberts	1989-90
	Jarome Iginla	2006-07
	Michael Cammalleri	2008-09
38	Willi Plett	1980-81
	Joe Nieuwendyk	1992-93
	Gary Roberts	1992-93
37	Bob MacMillan	1978-79
	Hakan Loob	1984-85
	Kent Nilsson	1984-85
36	Eddy Beers	1983-84
	Joe Mullen	1989-90
	Joe Nieuwendyk	1993-94
	Johnny Gaudreau	2018-19
35	Eric Vail	1978-79
	Valeri Bure	1999-00
	Jarome Iginla	2002-03
	Jarome Iginla	2005-06
	Jarome Iginla	2008-09
34	Curt Bennett	1975-76
	Lanny McDonald	1981-82
	Theoren Fleury	1992-93
	Kristian Huselius	2006-07
	Sean Monahan	2018-19
33	Willi Plett	1976-77
	Lanny McDonald	1983-84
	Theoren Fleury	1991-92
	Daymond Lankow	2006-07
32	Eric Vail	1976-77
	Kevin LaVallee	1981-82
	Jarome Iginla	2009-10
	Jarome Iginla	2011-12
31	Curt Bennett	1974-75
	Tom Lysiak	1975-76
	Bob MacMillan	1977-78
	Guy Chouinard	1979-80
	Guy Chouinard	1980-81
	Kent Nilsson	1983-84
	Hakan Loob	1985-86
	Theoren Fleury	1989-90
	Jarome Iginla	2000-01
	Jiri Hudler	2014-15
	Sean Monahan	2017-18
30	Tom Lysiak	1976-77
	Jim Peplinski	1981-82
	Hakan Loob	1983-84
	Dan Quinn	1985-86
	Sergei Makarov	1990-91
	Daymond Lankow	2007-08
	Johnny Gaudreau	2015-16

ALL–TIME TOP SEASONS CONTINUED

MOST ASSISTS

82	Kent Nilsson	1980-81
75	Al MacInnis	1990-91
71	Bob MacMillan	1978-79
70	Gary Suter	1987-88
67	Doug Gilmour	1989-90
66	Theoren Fleury	1992-93
63	Johnny Gaudreau	2018-19
62	Kent Nilsson	1984-85
	Al MacInnis	1989-90
	Sergei Makarov	1989-90
61	Doug Gilmour	1990-91
60	Gary Suter	1989-90
	Johnny Gaudreau	2017-18
59	Guy Chouinard	1982-83
	Doug Gilmour	1988-89
	Joe Mullen	1988-89
	Alex Tanguay	2006-07
58	Kent Nilsson	1982-83
	Paul Reinhart	1982-83
	Al MacInnis	1987-88
	Al MacInnis	1988-89
	Hakan Loob	1988-89
	Gary Suter	1990-91
	Gary Suter	1992-93
57	Guy Chouinard	1978-79
	Guy Chouinard	1981-82
	Al MacInnis	1985-86
	Al MacInnis	1991-92
56	Al MacInnis	1986-87
	Hakan Loob	1987-88
55	Mike Bullard	1987-88
	Jarome Iginla	2006-07
54	Al MacInnis	1993-94
	Jarome Iginla	2008-09
53	Kent Nilsson	1979-80
	Paul Reinhart	1986-87
	Theoren Fleury	1990-91
	Robert Reichel	1993-94
52	Tom Lysiak	1974-75
	Guy Chouinard	1980-81
	Al MacInnis	1984-85
51	Tom Lysiak	1975-76
	Tom Lysiak	1976-77
	Pekka Rautakallio	1981-82
	Theoren Fleury	1997-98
50	Gary Suter	1985-86
	Joe Nieuwendyk	1989-90
	Theoren Fleury	1995-96
49	Paul Reinhart	1980-81
	Mel Bridgman	1981-82
	Kent Nilsson	1983-84
	Gary Suter	1988-89
	Sergei Makarov	1990-91
48	Eric Vail	1978-79
	Paul Reinhart	1981-82
	Carey Wilson	1984-85
	Sergei Makarov	1991-92
	Robert Reichel	1992-93
	Craig Conroy	2001-02
	Jarome Iginla	2007-08
	Johnny Gaudreau	2015-16
	Sean Monahan	2018-19

MOST PENALTY MINUTES

375	Tim Hunter	1988-89
361	Tim Hunter	1986-87
338	Ron Stern	1991-92
337	Tim Hunter	1987-88
291	Tim Hunter	1985-86
288	Willi Plett	1981-82
282	Gary Roberts	1987-88
279	Tim Hunter	1989-90
271	Neil Sheehy	1985-86
259	Tim Hunter	1984-85
252	Gary Roberts	1990-91
250	Gary Roberts	1988-89
	Chris Simon	2003-04
247	Krzysztof Oliwa	2003-04
243	Ron Stern	1993-94
241	Jim Peplinski	1988-89
239	Willi Plett	1980-81
234	Jim Peplinski	1987-88
231	Willi Plett	1979-80
222	Gary Roberts	1989-90
214	Jim Peplinski	1985-86
213	Willi Plett	1978-79
	Joel Otto	1988-89
209	Craig Berube	1992-93
208	Todd Simpson	1996-97
207	Gary Roberts	1991-92
	Ron Stern	1992-93
197	Theoren Fleury	1997-98
194	Paul Baxter	1985-86
	Mark Hunter	1988-89
192	Joel Otto	1987-88
188	Joel Otto	1985-86
186	Theoren Fleury	1993-94
185	Joel Otto	1986-87
	Paul Kruse	1993-94
183	Joel Otto	1990-91
182	Paul Baxter	1983-84
	Dion Phaneuf	2007-08
181	Jim Peplinski	1986-87

ALL-TIME TOP SEASONS CONTINUED

MOST WINS

45	Miikka Kiprusoff	2008-09
42	Miikka Kiprusoff	2005-06
40	Miikka Kirpusoff	2006-07
39	Michael Vernon	1987-88
	Miikka Kiprusoff	2007-08
37	Michael Vernon	1988-89
	Miikka Kiprusoff	2010-11
35	Miikka Kiprusoff	2009-10
	Miikka Kiprusoff	2011-12
32	Dan Bouchard	1978-79
31	Michael Vernon	1990-91
30	Rejean Lemelin	1984-85
	Michael Vernon	1986-87
	Roman Turek	2001-02
29	Rejean Lemelin	1985-86
	Michael Vernon	1992-93
27	Roman Turek	2002-03
	David Rittich	2018-19
26	Michael Vernon	1993-94
	Jonas Hiller	2014-15
25	Dan Bouchard	1977-78
	Fred Brathwaite	1999-00
	Mike Smith	2017-18
24	Michael Vernon	1991-92
	Miikka Kiprusoff	2003-04
	David Rittich	2019-20
23	Dan Bouchard	1979-80
	Michael Vernon	1989-90
	Mike Smith	2018-19
22	Trevor Kidd	1994-95
	Jacob Markstrom	2020-21
21	Pat Riggin	1980-81
	Rejean Lemelin	1983-84
	Trevor Kidd	1996-97
20	Dan Bouchard	1974-75
19	Dan Bouchard	1973-74
	Dan Bouchard	1975-76
	Dan Bouchard	1979-80
	Pat Riggin	1981-82
	Rick Tabaracci	1995-96

MOST LOSSES

30	Michael Vernon	1991-92
29	Roman Turek	2002-03
28	Roman Turek	2001-02
	Miikka Kiprusoff	2009-10
26	Michael Vernon	1992-93
	Miikka Kiprusoff	2007-08
25	Fred Brathwaite	1999-00
24	Rejean Lemelin	1985-86
	Miikka Kiprusoff	2006-07
	Miikka Kiprusoff	2008-09
	Miikka Kiprusoff	2010-11
23	Phil Myre	1972-73
	Trevor Kidd	1996-97
	Michael Vernon	2000-01
22	Rick Tabaracci	1997-98
	Miikka Kiprusoff	2011-12
	Mike Smith	2017-18
21	Dan Bouchard	1978-79
	Michael Vernon	1986-87
	Trevor Kidd	1995-96
20	Miikka Kiprusoff	2005-06
19	Dan Bouchard	1979-80
	Pat Riggin	1981-82
	Don Edwards	1983-84
	Michael Vernon	1990-91
	Jonas Hiller	2014-15
	Jacob Markstrom	2020-21

FLAMES CAREER SCORING

	PLAYER	GP	G	A	PTS	PIM
1	Iginla, Jarome	1219	525	570	1095	831
2	Fleury, Theoren	791	364	466	830	1339
3	MacInnis, Al	803	213	609	822	944
4	Nieuwendyk, Joe	577	314	302	616	330
5	Suter, Gary	617	128	437	565	872
6	Nilsson, Kent	425	229	333	562	90
7	Chouinard, Guy	514	193	336	529	110
8	Giordano, Mark	949	143	366	509	759
9	Roberts, Gary	585	257	248	505	1736
10	Gaudreau, Johnny	520	170	324	494	106
11	Vail, Eric	539	206	246	452	246
12	Reinhart, Paul	517	109	336	445	203
13	Monahan, Sean	591	204	235	439	129
14	Lysiak, Tom	445	155	276	431	329
15	Loob, Hakan	450	193	236	429	189
16	Otto, Joel	730	167	261	428	1642
17	Peplinski, Jim	711	161	263	424	1467
18	McDonald, Lanny	492	215	191	406	408
19	Backlund, Mikael	744	154	243	397	365
20	Mullen, Joe	345	190	198	388	95
21	Reichel, Robert	425	153	201	354	217
22	Conroy, Craig	507	97	211	308	276
23	Plett, Willi	452	150	149	299	1267
T-24	MacMillan, Bob	308	122	173	295	111
T-24	Gilmour, Doug	266	81	214	295	286
26	Makarov, Sergei	297	94	198	292	199
27	Langkow, Daymond	392	123	165	288	159
28	Tanguay, Alex	342	86	198	284	166
29	Tkachuk, Matthew	349	110	168	278	357
30	Houston, Ken	462	128	145	273	516
T-31	Bennett, Curt	405	126	140	266	190
T-31	Brodie, T.J.	634	48	218	266	194
33	Wilson, Carey	355	102	161	263	160
34	Macoun, Jamie	586	62	184	246	664
35	Glencross, Curtis	418	114	128	242	290
36	Housley, Phil	328	50	188	238	140
37	Stillman, Cory	393	109	126	235	192
T-38	Titov, German	345	107	121	228	142
T-38	Phaneuf, Dion	378	75	153	228	522
40	Clement, Bill	444	85	139	224	197
41	Comeau, Rey	468	88	126	214	153
42	Ranheim, Paul	354	94	100	194	105
T-43	Bure, Valeri	256	93	99	192	100
T-43	Beers, Eddy	226	87	105	192	232
T-43	Hudler, Jiri	248	68	124	192	69
46	Quinn, Dan	222	72	119	191	100
47	Stajan, Matt	558	59	131	190	279
48	Patterson, Colin	416	88	99	187	187
49	Huselius, Kristian	216	74	108	182	102
50	Lindholm, Elias	207	75	104	179	64
51	Cammalleri, Michael	216	89	89	178	111
52	Manery, Randy	377	30	142	172	242
53	Risebrough, Doug	247	68	101	169	583
54	Lombardi, Matthew	347	65	102	167	225
55	Jokinen, Olli	236	59	106	165	169
56	Bourque, Rene	249	88	76	164	241
T-57	Romanchych, Larry	288	68	95	163	100
T-57	Morris, Derek	343	34	129	163	385
T-57	Regehr, Robyn	827	29	134	163	802
60	Bullard, Mike	136	76	81	157	102
T-61	Savard, Marc	221	60	94	154	158
T-61	Rautakallio, Pekka	235	33	121	154	122
T-63	Leiter, Bobby	234	64	81	145	41
T-63	Frolik, Michael	319	63	82	145	158
65	Bozek, Steve	261	64	79	143	80
66	Bennett, Sam	402	67	73	140	319
67	Hamilton, Dougie	245	42	95	137	174
68	Wideman, Dennis	280	32	104	136	126
69	Russell, Phil	322	29	103	132	469
70	LaVallee, Kevin	212	66	65	131	63
T-71	Stern, Ron	396	59	66	125	1288
T-71	Bridgman, Mel	142	45	80	125	197
73	Moss, David	317	61	63	124	94
74	Tonelli, John	161	40	76	116	164
75	Kea, Ed	316	22	92	114	283
76	Pronovost, Jean	155	52	58	110	42
T-77	Hunter, Tim	545	49	59	108	2405
T-77	Nylander, Michael	168	34	74	108	54
T-77	Eloranta, Kari	255	12	96	108	149
80	Lever, Don	113	48	58	106	66
81	Kromm, Richard	189	43	61	104	90
82	Richard, Jacques	215	57	46	103	108
83	Konroyd, Steve	350	18	83	101	386
84	Colborne, Joe	217	37	63	100	104
T-85	McCreary, Keith	231	49	50	99	91
T-85	Quinn, Pat	374	12	87	99	555
87	Hislop, Jamie	215	37	61	98	65
88	Bouwmeester, Jay	279	18	79	97	134
89	Yelle, Stephane	339	31	65	96	174
T-90	Lalonde, Bobby	155	38	56	94	54
T-90	Hrdina, Jiri	157	36	58	94	63
T-92	Eaves, Mike	117	28	65	93	30
T-92	Lydman, Toni	289	19	74	93	140
94	Mulhern, Richard	207	25	67	92	153
95	Graves, Hilliard	172	37	54	91	63
96	Ecclestone, Tim	220	28	62	90	92
97	Ferland, Micheal	250	42	47	89	135
98	Gelinas, Martin	157	38	49	87	121
99	Shantz, Jeff	256	33	53	86	151
100	Gould, John	194	35	50	85	47
T-101	Stempniak, Lee	160	31	52	83	56
T-101	McCrimmon, Brad	231	16	67	83	274
T-103	McAmmond, Dean	137	38	43	81	78
T-103	Cassels, Andrew	151	29	52	81	50
105	Ryan, Derek	192	25	55	80	50
T-106	Phillipoff, Harold	118	26	53	79	241
T-106	Murdoch, Bob	262	16	63	79	202
108	Russell, Kris	198	15	63	78	40

FLAMES CAREER SCORING CONTINUED

	PLAYER	GP	G	A	PTS	PIM
T-109	Mangiapane, Andrew	178	43	34	77	56
T-109	Shand, Dave	288	14	63	77	324
T-111	Saprykin, Oleg	187	29	47	76	132
T-111	Zalapski, Zarley	178	21	55	76	220
113	Chiasson, Steve	168	15	59	74	133
T-114	Berezan, Perry	152	31	42	73	154
T-114	Wilm, Clarke	303	31	42	73	250
116	Amonte, Tony	161	24	48	72	83
T-117	Clark, Chris	278	35	36	71	363
T-117	Kobasew, Chuck	210	34	37	71	160
T-117	Leopold, Jordan	233	16	55	71	110
T-117	Albelin, Tommy	339	12	59	71	92
T-121	MacLellan, Brian	134	35	35	70	95
T-121	Hanifin, Noah	197	14	56	70	42
T-121	Patrick, James	217	14	56	70	82
T-124	Lowry, Dave	193	31	38	69	131
T-124	Aucoin, Adrian	157	20	49	69	83
126	Gibbs, Barry	208	13	55	68	218
T-127	Stewart, John	142	35	32	67	71
T-127	Bouma, Lance	304	27	40	67	174
129	Wiemer, Jason	252	34	32	66	567
130	Donovan, Shean	175	28	37	65	161
T-131	Jankowski, Mark	208	36	28	64	59
T-131	Hamrlik, Roman	126	14	50	64	144
T-133	Musil, Frank	335	18	45	63	505
T-133	Ference, Andrew	224	10	53	63	210
T-135	Jones, David	174	32	30	62	38
T-135	Andersson, Rasmus	216	12	50	62	118
T-135	Nattress, Ric	226	9	53	62	204
T-138	Hunter, Mark	133	34	26	60	358
T-138	Gagner, Dave	82	27	33	60	48
140	Sarich, Cory	379	10	49	59	462
T-141	Reinprecht, Steve	96	17	41	58	28
T-141	Gauthier, Denis	384	13	45	58	515
143	Boyd, Dustin	192	28	29	57	35
T-144	Walz, Wes	92	17	39	56	27
T-144	Yawney, Trent	274	11	45	56	368
T-146	McCarthy, Sandy	276	30	25	55	730
T-146	Murzyn, Dana	201	16	39	55	404
T-146	Baxter, Paul	209	16	39	55	568
T-149	Tambellini, Steve	120	34	20	54	20
T-149	Boldirev, Ivan	65	22	32	54	26
T-149	Morrison, Brendan	94	13	41	54	22
T-152	Kruse, Paul	246	24	29	53	614
T-152	Drury, Chris	80	23	30	53	33
T-152	McInnis, Marty	91	23	30	53	42
T-152	Hulse, Cale	277	10	43	53	449
156	Hull, Brett	57	27	24	51	12
T-157	Hoglund, Jonas	118	25	24	49	28
T-157	Rochefort, Leon	110	19	30	49	23
T-159	Flett, Bill	102	27	21	48	36
T-159	St. Sauveur, Claude	79	24	24	48	23
T-159	Sullivan, Mike	205	20	28	48	54
T-159	Lemieux, Jean	140	10	38	48	35
T-159	Petit, Michel	134	8	40	48	243
T-164	Brouwer, Troy	150	19	28	47	84
T-164	Sheehy, Neil	222	13	34	47	725
T-166	Byron, Paul	130	16	30	46	39
T-166	Nazarov, Andrei	112	15	31	46	108
T-166	Bourgeois, Charles	162	12	34	46	430
T-169	Versteeg, Kris	93	18	27	45	52
T-169	Jackson, Jim	107	15	30	45	20
T-169	Price, Noel	199	5	40	45	160
T-172	Harvey, Buster	80	17	27	44	16
T-172	Bertuzzi, Todd	66	15	29	44	74
T-172	Marsh, Brad	257	3	41	44	317
T-175	Domenichelli, Hnat	96	20	23	43	31
T-175	Dube, Dillon	121	18	25	43	30
T-175	Lucic, Milan	124	18	25	43	100
T-175	Ribble, Pat	203	12	31	43	188
T-179	Nilson, Marcus	194	19	23	42	77
T-179	Hagman, Niklas	106	17	25	42	28
T-179	Hamonic, Travis	193	11	31	42	139
T-179	Johansson, Roger	150	8	34	42	157
T-183	Simpson, Bobby	127	23	18	41	94
T-183	Kisio, Kelly	63	14	27	41	34
T-183	Meehan, Gerry	62	11	30	41	8
T-186	Hextall, Bryan	114	20	20	40	117
T-186	Hathaway, Garnet	175	16	24	40	219
T-186	Ward, Ed	215	16	24	40	284
T-186	Kryskow, Dave	79	15	25	40	65
T-186	Millen, Corey	92	15	25	40	42
T-191	Nystrom, Eric	204	19	20	39	191
T-191	Lundmark, Jamie	99	16	23	39	72
T-191	Engelland, Deryk	226	9	30	39	192
T-191	Butler, Chris	194	5	34	39	92
T-195	Hindmarch, Dave	98	21	17	38	25
T-195	Labraaten, Dan	70	19	19	38	19
T-195	Niedermayer, Rob	111	14	24	38	91
T-195	Babchuk, Anton	104	10	28	38	26
T-199	Josh Jooris	119	16	21	37	55
T-199	Hicke, Ernie	58	14	23	37	37
T-199	Warrener, Rhett	231	11	26	37	239
202	Jackman, Tim	209	13	23	36	297
203	Matteau, Stephane	82	16	19	35	112
T-204	Laurence, Red	59	14	20	34	6
T-204	Kravchuk, Igor	115	4	30	34	23
T-204	Vernon, Michael (G)	526	0	34	34	192
207	Unger, Garry	79	17	16	33	39
T-208	Rota, Darcy	57	19	13	32	70
T-208	Dawes, Nigel	66	14	18	32	18
T-208	Stone, Michael	169	9	23	32	80
T-211	Cavallini, Gino	54	13	17	30	40
T-211	Lindsay, Bill	132	9	21	30	183
T-211	Simpson, Todd	214	4	26	30	500
T-214	Cyr, Denis	66	14	15	29	13
T-214	Bradley, Brian	45	10	19	29	16
T-214	Dahl, Kevin	179	7	22	29	149

FLAMES CAREER SCORING CONTINUED

	PLAYER	GP	G	A	PTS	PIM
T-217	Raymond, Mason	86	16	12	28	16
T-217	Granlund, Markus	86	14	14	28	24
T-217	Lindberg, Chris	79	11	17	28	35
T-217	Baertschi, Sven	61	8	20	28	22
T-221	Nichol, Scott	128	13	14	27	256
T-221	McAdam, Gary	46	12	15	27	18
T-221	Simon, Chris	85	11	16	27	119
T-221	Berube, Craig	234	10	17	27	628
T-225	Begin, Steve	159	15	11	26	214
T-225	Kostopoulos, Tom	140	11	15	26	101
T-225	Pardy, Adam	147	4	22	26	141
T-225	Keczmer, Dan	98	3	23	26	72
T-229	Kennedy, Sheldon	71	10	15	25	81
T-229	MacMillan, Bill	78	10	15	25	52
T-231	Chiasson, Alex	81	12	12	24	46
T-231	Carriere, Larry	100	6	18	24	112
T-233	Leeman, Gary	59	11	12	23	37
T-233	Corbet, Rene	68	9	14	23	70
T-233	Boughner, Bob	148	5	18	23	293
T-233	Ramage, Rob	80	4	19	23	193
T-237	Comeau, Blake	91	9	13	22	38
T-237	Dahlquist, Chris	151	4	18	22	118
T-239	Gavey, Aaron	67	9	12	21	58
T-239	Petrovicky, Ronald	107	9	12	21	139
T-239	Bouchard, Joel	126	9	12	21	106
T-239	Czarnik, Austin	62	8	13	21	8
T-239	Primeau, Wayne	94	6	15	21	76
T-239	Smith, Steve	102	1	20	21	139
T-245	Ritchie, Byron	109	12	8	20	137
T-245	Hlushko, Todd	76	7	13	20	84
T-245	Wright, Jamie	63	6	14	20	32
T-245	St. Louis, Martin	69	4	16	20	32
T-245	Zaharko, Miles	71	1	19	20	26
T-250	Cowan, Jeff	83	14	5	19	130
T-250	McDonough, Al	35	10	9	19	15
T-250	Ashton, Brent	32	8	11	19	41
T-250	Sweeney, Tim	53	8	11	19	12
T-250	Neal, James	63	7	12	19	28
T-250	Glynn, Brian	68	5	14	19	87
T-256	Redmond, Dick	42	7	11	18	16
T-256	Habscheid, Marc	46	7	11	18	42
T-256	White, Ian	43	6	12	18	18
T-256	Torgaev, Pavel	50	6	12	18	18
T-256	Horak, Roman	81	5	13	18	16
T-256	Eriksson, Anders	61	1	17	18	36
T-262	Cervenka, Roman	39	9	8	17	14
T-262	Christoff, Steve	45	9	8	17	62
T-262	Galiardi, T.J.	62	4	13	17	21
T-265	Forslund, Tomas	44	5	11	16	12
T-265	Racine, Yves	46	1	15	16	24
T-265	Kylington, Oliver	95	5	11	16	26
T-265	Huscroft, Jamie	109	3	13	16	279
T-265	Bouchard, Dan (G)	398	0	16	16	146
T-270	Jalonen, Kari	34	9	6	15	4
T-270	McGrattan, Brian	137	8	7	15	239
T-270	Dubinsky, Steve	84	4	11	15	18
T-270	Lazar, Curtis	70	3	12	15	23
T-270	Fox, Greg	80	1	14	15	95
T-270	Lemelin, Rejean (G)	324	0	15	15	53
T-276	Mokosak, Carl	42	7	7	14	87
T-276	Evason, Dean	67	7	7	14	38
T-276	Dowd, Jim	48	6	8	14	12
T-276	Valimaki, Juuso	73	3	11	14	38
T-276	Dunn, Richie	80	3	11	14	47
T-281	Henderson, Paul	30	7	6	13	6
T-281	Arnason, Chuck	33	7	6	13	13
T-281	McCarty, Darren	99	7	6	13	175
T-281	DeGray, Dale	28	6	7	13	29
T-281	Staios, Steve	57	4	9	13	40
T-281	Allison, Jamie	101	3	10	13	163
T-281	O'Sullivan, Chris	49	2	11	13	14
T-281	Plager, Bill	76	2	11	13	92
T-281	Smith, Derek	83	2	11	13	24
T-290	Friesen, Jeff	72	6	6	12	34
T-290	Fenton, Paul	31	5	7	12	10
T-290	Drury, Ted	34	5	7	12	26
T-290	Wilson, Bert	50	5	7	12	94
T-290	Buzek, Petr	76	4	8	12	28
T-290	Bialowas, Dwight	48	3	9	12	22
T-290	Tanev, Chris	56	2	10	12	6
T-290	Sloan, Blake	74	2	10	12	32
T-290	Hannan, Scott	78	2	10	12	38
T-290	Jokipakka, Jyrki	56	1	11	12	20
T-300	Smith, Brad	49	7	4	11	69
T-300	Kotalik, Ales	52	7	4	11	37
T-300	Paslawski, Greg	28	6	5	11	2
T-300	Tkaczuk, Daniel	19	4	7	11	14
T-300	Carr, Gene	30	3	8	11	6
T-300	Priakin, Sergei	46	3	8	11	2
T-300	Kulak, Brett	101	2	9	11	41
T-300	Krivokrasov, Sergei	12	1	10	11	4
T-300	Picard, Noel	57	1	10	11	53
T-309	Meredith, Greg	36	6	4	10	8
T-309	Rieder, Tobias	55	4	6	10	6
T-309	Setoguchi, Devin	19	3	7	10	4
T-309	Johansson, Andreas	28	3	7	10	14
T-309	Dollas, Bobby	49	3	7	10	28
T-309	Kyte, Jim	63	0	10	10	260
T-309	Turek, Roman (G)	152	0	10	10	18
T-309	Kiprusoff, Miikka (G)	576	0	10	10	43
T-317	Leivo, Josh	38	6	3	9	10
T-317	Fotiu, Nick	51	5	4	9	166
T-317	Lapointe, Claude	32	4	5	9	20
T-317	Johansson, Mathias	46	4	5	9	12
T-317	Montador, Steve	94	4	5	9	201
T-317	Gratton, Norm	29	3	6	9	12
T-317	McKendry, Alex	36	3	6	9	19
T-317	Brown, Arnie	63	3	6	9	46

FLAMES CAREER SCORING CONTINUED

	PLAYER	GP	G	A	PTS	PIM
T-317	Murray, Bob	104	3	6	9	56
T-317	Bollig, Brandon	116	3	6	9	191
T-317	Stiles, Tony	30	2	7	9	20
T-317	Osiecki, Mark	50	2	7	9	24
T-317	Shannon, Darryl	27	1	8	9	22
T-317	Vandermeer, Jim	67	1	8	9	149
T-317	Paradise, Bob	89	1	8	9	116
T-317	Kidd, Trevor (G)	178	0	9	9	12
T-333	Deadmarsh, Butch	61	7	1	8	97
T-333	Lemieux, Jocelyn	20	4	4	8	10
T-333	Ritchie, Brett	32	4	4	8	24
T-333	Nieminen, Ville	19	3	5	8	18
T-333	Godynyuk, Alexander	33	3	5	8	23
T-333	Betts, Blair	35	3	5	8	12
T-339	Westgarth, Kevin	48	4	3	7	68
T-339	Jones, Blair	50	3	4	7	39
T-339	Courteau, Yves	18	2	5	7	4
T-339	Bergqvist, Jonas	22	2	5	7	10
T-339	Werenka, Brad	45	2	5	7	37
T-339	Prust, Brandon	78	2	5	7	202
T-339	Jagr, Jaromir	22	1	6	7	10
T-339	Schlegel, Brad	26	1	6	7	4
T-339	Nordstrom, Joakim	44	1	6	7	6
T-339	Smid, Ladislav	109	1	6	7	81
T-339	Guy, Kevan	42	0	7	7	33
T-350	Quine, Alan	22	4	2	6	10
T-350	Murray, Marty	26	3	3	6	6
T-350	Roche, Dave	38	3	3	6	49
T-350	Dingman, Chris	72	3	3	6	166
T-350	Skrudland, Brian	16	2	4	6	10
T-350	Viitakoski, Vesa	23	2	4	6	8
T-350	Harris, Ron	24	2	4	6	8
T-350	Green, Josh	36	2	4	6	24
T-350	Gratton, Benoit	24	1	5	6	24
T-350	Mayers, Jamal	27	1	5	6	53
T-350	Churla, Shane	34	1	5	6	158
T-350	Simard, Martin	37	1	5	6	172
T-350	Sjostrom, Fredrik	46	1	5	6	8
T-350	Zyuzin, Andrei	49	1	5	6	30
T-350	Riggin, Pat (G)	119	0	6	6	11
T-365	Rinaldo, Zac	23	3	2	5	39
T-365	MacDonald, Craig	25	3	2	5	8
T-365	Young, C.J.	28	3	2	5	20
T-365	Hamilton, Freddie	38	3	2	5	10
T-365	Oliwa, Krzysztof	65	3	2	5	247
T-365	Coxe, Craig	7	2	3	5	32
T-365	Ingarfield, Earl, Jr.	17	2	3	5	6
T-365	Harkins, Todd	20	2	3	5	29
T-365	Nakladal, Jakub	27	2	3	5	6
T-365	Hentunen, Jukka	28	2	3	5	4
T-365	Smyth, Greg	42	2	3	5	110
T-365	Leclerc, Mike	15	1	4	5	8
T-365	Talafous, Dean	18	1	4	5	13
T-365	Volcan, Mickey	19	1	4	5	18
T-365	Reinhart, Max	23	1	4	5	6
T-365	Johnson, Terry	24	1	4	5	71
T-365	Sabourin, Ken	27	1	4	5	72
T-365	Bartkowski, Matt	42	1	4	5	30
T-365	Borschevsky, Nikolai	8	0	5	5	0
T-365	Stuart, Brad	27	0	5	5	18
T-365	Wotherspoon, Tyler	30	0	5	5	4
T-365	Reese, Jeff (G)	39	0	5	5	16
T-365	Holt, Randy	56	0	5	5	174
T-365	Smith, Mike (G)	97	0	5	5	10
T-365	Myre, Phil (G)	211	0	5	5	23
T-390	Shinkaruk, Hunter	14	2	2	4	4
T-390	Diaz, Raphael	56	2	2	4	10
T-390	Featherstone, Glen	13	1	3	4	19
T-390	Shore, Drew	13	1	3	4	2
T-390	Bureau, Marc	19	1	3	4	8
T-390	Regehr, Richie	20	1	3	4	6
T-390	Sutter, Ron	21	1	3	4	12
T-390	Hay, Dwayne	49	1	3	4	16
T-390	Smith, Mark	54	1	3	4	59
T-390	Engblom, Brian	32	0	4	4	28
T-390	Bowness, Rick	33	0	4	4	29
T-390	Seiling, Rod	36	0	4	4	12
T-390	Nesterov, Nikita	38	0	4	4	20
T-390	Roloson, Dwayne (G)	70	0	4	4	12
T-390	Tabaracci, Rick (G)	97	0	4	4	22
T-405	Varlamov, Sergei	8	3	0	3	0
T-405	Gould, Bob	20	3	0	3	4
T-405	Roy, Andre	44	3	0	3	83
T-405	Aliu, Akim	7	2	1	3	26
T-405	Eakin, Bruce	9	2	1	3	4
T-405	Markwart, Nevin	10	2	1	3	25
T-405	Sarault, Yves	11	2	1	3	4
T-405	Andersson, Erik	12	2	1	3	8
T-405	Higgins, Christopher	12	2	1	3	0
T-405	Mackey, Connor	6	1	2	3	20
T-405	May, Alan	7	1	2	3	1
T-405	Stewart, Chris	7	1	2	3	0
T-405	Cundari, Mark	8	1	2	3	2
T-405	McTavish, Dale	9	1	2	3	2
T-405	Shore, Nick	9	1	2	3	4
T-405	Kronwall, Staffan	11	1	2	3	2
T-405	Kohn, Ladislav	12	1	2	3	4
T-405	Rioux, Pierre	14	1	2	3	4
T-405	Hanowski, Ben	16	1	2	3	2
T-405	Dupont, Micki	18	1	2	3	6
T-405	Johnson, Aaron	22	1	2	3	19
T-405	Marchment, Bryan	37	1	2	3	75
T-405	Bassen, Bob	41	1	2	3	35
T-405	Pelech, Matt	5	0	3	3	9
T-405	Esau, Len	7	0	3	3	7
T-405	Gustafsson, Erik	7	0	3	3	2
T-405	Dwyer, Mike	9	0	3	3	4
T-405	Billins, Chad	10	0	3	3	0

FLAMES CAREER SCORING CONTINUED

	PLAYER	GP	G	A	PTS	PIM
T-405	Pankewicz, Greg	17	0	3	3	20
T-405	Mohns, Doug	28	0	3	3	10
T-405	O'Brien, Shane	45	0	3	3	58
T-405	Belak, Wade	72	0	3	3	218
T-405	Edwards, Don (G)	114	0	3	3	6
T-405	Brathwaite, Fred (G)	138	0	3	3	45
T-439	Foo, Spencer	4	2	0	2	0
T-439	Haas, David	2	1	1	2	7
T-439	Sweeney, Bob	6	1	1	2	6
T-439	Greig, Mark	8	1	1	2	2
T-439	Agostino, Kenny	10	1	1	2	0
T-439	Byers, Jerry	12	1	1	2	9
T-439	Stefaniw, Morris	13	1	1	2	2
T-439	Landry, Eric	15	1	1	2	4
T-439	Sutter, Brett	18	1	1	2	12
T-439	Prout, Dalton	20	1	1	2	8
T-439	Wappel, Gord	20	1	1	2	10
T-439	Van der Gulik, David	6	0	2	2	0
T-439	Lessard, Rick	7	0	2	2	2
T-439	MacDermid, Lane	7	0	2	2	12
T-439	Breen, Chris	9	0	2	2	5
T-439	Korn, Jim	9	0	2	2	26
T-439	Loyns, Lynn	12	0	2	2	2
T-439	Morgan, Jason	13	0	2	2	2
T-439	Meyer, Stefan	16	0	2	2	17
T-439	Brigley, Travis	19	0	2	2	6
T-439	Street, Ben	19	0	2	2	4
T-439	Ortio, Joni (G)	22	0	2	2	2
T-439	Hanson, Keith	25	0	2	2	77
T-439	Dadswell, Doug (G)	27	0	2	2	2
T-439	Ketter, Kerry	41	0	2	2	58
T-439	Hale, David	69	0	2	2	56
T-439	Ramo, Karri (G)	111	0	2	2	10
T-439	Wamsley, Rick (G)	111	0	2	2	12
T-467	O'Flaherty, Gerry	1	1	0	1	2
T-467	Sieloff, Patrick	1	1	0	1	2
T-467	Botterill, Jason	6	1	0	1	2
T-467	Froese, Byron	6	1	0	1	2
T-467	Knight, Corban	9	1	0	1	0
T-467	Chernomaz, Richard	14	1	0	1	6
T-467	Robinson, Buddy	14	1	0	1	7
T-467	Peters, Warren	16	1	0	1	12
T-467	Elson, Turner	1	0	1	1	0
T-467	Lemieux, Richard	1	0	1	1	0
T-467	Bolduc, Dan	2	0	1	1	0
T-467	Botting, Cam	2	0	1	1	0
T-467	Negrin, John	3	0	1	1	2
T-467	Ruzicka, Adam	3	0	1	1	4
T-467	Malgunas, Stewart	4	0	1	1	2
T-467	Sabourin, Dany (G)	4	0	1	1	0
T-467	Zemlak, Richard	5	0	1	1	42
T-467	Gawdin, Glenn	7	0	1	1	0
T-467	Helenius, Sami	7	0	1	1	8
T-467	Larose, Guy	7	0	1	1	4
T-467	Miller, Brad	8	0	1	1	14

	PLAYER	GP	G	A	PTS	PIM
T-467	Poirier, Emile	8	0	1	1	2
T-467	Andersson, Niklas	11	0	1	1	4
T-467	Lomberg, Ryan	11	0	1	1	32
T-467	Irving, Leland (G)	13	0	1	1	0
T-467	Kolanos, Krys	13	0	1	1	2
T-467	Fantenberg, Oscar	15	0	1	1	7
T-467	Grant, Derek	15	0	1	1	2
T-467	Nemisz, Greg	15	0	1	1	0
T-467	Norwood, Lee	16	0	1	1	16
T-467	Eakins, Dallas	17	0	1	1	11
T-467	Moss, Tyler (G)	17	0	1	1	0
T-467	Carson, Brett	18	0	1	1	0
T-467	Commodore, Mike	18	0	1	1	44
T-467	Lakovic, Sasha	19	0	1	1	54
T-467	Mikkelson, Brendan	19	0	1	1	2
T-467	Forbort, Derek	20	0	1	1	4
T-467	Giguere, J-S (G)	22	0	1	1	6
T-467	Fata, Rico	27	0	1	1	10
T-467	Wregget, Ken (G)	27	0	1	1	8
T-467	Charron, Eric	35	0	1	1	55
T-467	McLennan, Jamie (G)	57	0	1	1	34
T-467	Rittich, David (G)	130	0	1	1	24
T-510	Arnold, Bill	1	0	0	0	0
T-510	Bartel, Robin	1	0	0	0	0
T-510	Dome, Robert	1	0	0	0	0
T-510	Domingue, Louis (G)	1	0	0	0	0
T-510	Gillies, Jon (G)	1	0	0	0	0
T-510	Heaphy, Shawn	1	0	0	0	0
T-510	Keetley, Matt (G)	1	0	0	0	0
T-510	Klimchuk, Morgan	1	0	0	0	0
T-510	Lamb, Mark	1	0	0	0	0
T-510	Lebeau, Patrick	1	0	0	0	0
T-510	Maki, Tomi	1	0	0	0	0
T-510	Olsen, Darryl	1	0	0	0	0
T-510	Phillips, Matthew	1	0	0	0	0
T-510	Ramage, John	1	0	0	0	0
T-510	Ramholt, Tim	1	0	0	0	0
T-510	Schulte, Paxton	1	0	0	0	2
T-510	Sharples, Scott (G)	1	0	0	0	0
T-510	Skalde, Jarrod	1	0	0	0	0
T-510	Turnbull, Randy	1	0	0	0	2
T-510	Whitmore, Kay (G)	1	0	0	0	0
T-510	Zagidulin, Artyom (G)	1	0	0	0	0
T-510	Ahola, Peter	2	0	0	0	0
T-510	Bancks, Carter	2	0	0	0	0
T-510	Bucyk, Randy	2	0	0	0	0
T-510	Christie, Ryan	2	0	0	0	0
T-510	Chucko, Kris	2	0	0	0	2
T-510	Curtale, Tony	2	0	0	0	0
T-510	Freer, Mark	2	0	0	0	4
T-510	Greentree, Kyle	2	0	0	0	0
T-510	Hogoboam, Bill	2	0	0	0	0
T-510	Ivanans, Raitis	2	0	0	0	5
T-510	Letang, Alan	2	0	0	0	0
T-510	Mercredi, Vic	2	0	0	0	0

FLAMES CAREER SCORING CONTINUED

PLAYER	GP	G	A	PTS	PIM
T-510 Mrozik, Rick	2	0	0	0	0
T-510 Muzzatti, Jason (G)	2	0	0	0	0
T-510 Reierson, Dave	2	0	0	0	2
T-510 Rychel, Kerby	2	0	0	0	0
T-510 Sundblad, Niklas	2	0	0	0	0
T-510 Taylor, Danny	2	0	0	0	0
T-510 Wilson, Rik	2	0	0	0	0
T-510 Adduono, Rick	3	0	0	0	2
T-510 Beaudoin, Serge	3	0	0	0	0
T-510 Bodak, Bob	3	0	0	0	22
T-510 Boucher, Brian (G)	3	0	0	0	0
T-510 Eisenhut, Neil	3	0	0	0	0
T-510 Garner, Tyrone (G)	3	0	0	0	0
T-510 Gorman, Dave	3	0	0	0	0
T-510 Grossmann, Nicklas	3	0	0	0	2
T-510 Guenette, Steve (G)	3	0	0	0	2
T-510 Harrer, Tim	3	0	0	0	2
T-510 Hrivik, Marek	3	0	0	0	0
T-510 Jaffray, Jason	3	0	0	0	0
T-510 Jantunen, Marko	3	0	0	0	0
T-510 Letourneau-Leblond, P-L	3	0	0	0	10
T-510 Nieckar, Barry	3	0	0	0	12
T-510 Sorochan, Lee	3	0	0	0	0
T-510 Walker, Howard	3	0	0	0	7
T-510 Wolf, David	3	0	0	0	2
T-510 Backstrom, Niklas (G)	4	0	0	0	0
T-510 Brubaker, Jeff	4	0	0	0	19
T-510 Craig, Jim (G)	4	0	0	0	0
T-510 Germyn, Carsen	4	0	0	0	0
T-510 Grimson, Stu	4	0	0	0	22
T-510 Hampson, Gord	4	0	0	0	5
T-510 Martineau, Don	4	0	0	0	2
T-510 Modin, Fredrik	4	0	0	0	0
T-510 Morrow, Scott	4	0	0	0	0
T-510 Mottau, Mike	4	0	0	0	0
T-510 Peluso, Anthony	4	0	0	0	7
T-501 Struch, David	4	0	0	0	4

PLAYER	GP	G	A	PTS	PIM
T-501 Vey, Linden	4	0	0	0	0
T-501 Yelesin, Alexander	4	0	0	0	0
T-501 Ference, Brad	5	0	0	0	2
T-501 Piskula, Joe	5	0	0	0	2
T-501 Sonnenberg, Martin	5	0	0	0	2
T-501 Wilson, Clay	5	0	0	0	4
T-501 Wortman, Kevin	5	0	0	0	2
T-501 Bernhardt, Tim (G)	6	0	0	0	2
T-501 Potter, Corey	6	0	0	0	0
T-501 Scoville, Darrel	6	0	0	0	2
T-501 Toskala, Vesa (G)	6	0	0	0	0
T-501 Van Brabant, Bryce	6	0	0	0	2
T-501 Chorske, Tom	7	0	0	0	2
T-501 Conacher, Pat	7	0	0	0	2
T-501 Davidson, Brandon	7	0	0	0	0
T-501 Ferguson, Craig	8	0	0	0	4
T-501 Sauve, Philippe (G)	8	0	0	0	21
T-501 Joseph, Curtis (G)	9	0	0	0	2
T-501 Desbiens, Guillaume	10	0	0	0	25
T-501 Simon, Dominik	11	0	0	0	0
T-501 Gillies, Jon (G)	12	0	0	0	2
T-501 Thompson, Rocky	15	0	0	0	86
T-501 D'Amour, Marc (G)	16	0	0	0	22
T-501 Glass, Tanner	16	0	0	0	19
T-501 Schlemko, David	19	0	0	0	8
T-501 Belanger, Yves (G)	22	0	0	0	0
T-501 Fuhr, Grant (G)	23	0	0	0	2
T-501 Peluso, Mike	23	0	0	0	113
T-501 Trefilov, Andrei (G)	23	0	0	0	6
T-501 Karlsson, Henrik (G)	26	0	0	0	0
T-501 Talbot, Cam (G)	26	0	0	0	21
T-501 McElhinney, Curtis (G)	29	0	0	0	2
T-501 MacDonald, Joey (G)	32	0	0	0	2
T-501 Johnson, Chad (G)	36	0	0	0	0
T-501 Markstrom, Jacob (G)	43	0	0	0	2
T-501 Elliott, Brian (G)	49	0	0	0	4
T-501 Hiller, Jonas (G)	78	0	0	0	0

FLAMES CAREER GOALTENDERS

GOALTENDER	GP	MP	W	L	T	GA	SO	GAA	WIN %
Kiprusoff, Miikka	576	33,779	305	192	66	1,387	41	2.46	.587
Vernon, Michael	526	29,650	262	170	13	1,613	13	3.26	.601
Bouchard, Dan	398	22,853	168	139	75	1,154	20	3.03	.538
Lemelin, Rejean	324	17,698	144	100	46	1,082	6	3.67	.576
Myre, Phil	211	12,230	76	95	32	654	11	3.21	.453
Kidd, Trevor	178	9,746	72	66	26	460	10	2.83	.518
Turek, Roman	152	8,934	63	68	20	376	12	2.53	.483
Rittich, David	130	7,068	63	39	15	333	4	2.83	.542
Wamsley, Rick	111	6,096	53	30	15	326	4	3.21	.617
Riggin, Pat	119	6,713	51	44	17	434	4	3.88	.531
Brathwaite, Fred	138	7,854	51	51	24	332	11	2.54	.500
Ramo, Karri	111	6,070	49	42	8	266	5	2.63	.478
Smith, Mike	97	5,591	48	38	8	250	5	2.68	.536
Edwards, Don	114	6,203	40	49	13	420	2	4.06	.456
Tabaracci, Rick	97	5,373	36	42	10	252	4	2.81	.461
Hiller, Jonas	78	4,222	35	30	5	192	2	2.73	.481
Elliott, Brian	49	2,844	26	18	3	121	2	2.55	.561
Markstrom, Jacob	43	2,508	22	19	2	111	3	2.66	.535
Roloson, Dwayne	70	3,823	20	30	11	188	1	2.95	.418
Johnson, Chad	36	2,013	18	15	1	87	3	2.59	.514
Reese, Jeff	39	1,911	17	6	3	108	1	3.39	.712
McLennan, Jamie	57	3,144	17	25	7	143	4	2.73	.298
Ortio, Joni	37	2,031	15	15	5	55	2	2.66	.500
MacDonald, Joey	32	1,746	13	13	1	84	1	2.89	.422
Talbot, Cam	26	1435	12	10	1	63	2	2.63	.481
Wregget, Ken	27	1,589	10	12	4	67	1	2.53	.462
Belanger, Yves	22	1,119	8	10	0	76	1	4.08	.444
Dadswell, Doug	27	1,346	8	8	3	99	0	4.41	.500
Giguere, J-S	22	1,191	7	10	2	61	0	3.07	.421
Moss, Tyler	17	919	5	10	1	43	0	2.81	.344
Fuhr, Grant	23	1,205	5	13	2	77	0	3.83	.300
Karlsson, Henrik	26	1,292	5	9	8	60	0	2.79	.346
Gillies, Jon	12	665	4	5	1	30	0	2.71	.375
McElhinney, Curtis	29	1,170	4	12	1	63	0	3.23	.265
Sauve, Philippe	8	402	3	3	0	22	0	3.28	.375
Joseph, Curtis	9	399	3	2	0	17	0	2.55	.333
Irving, Leland	13	664	3	4	0	36	0	3.25	.385
Trefilov, Andrei	22	1,086	3	10	3	58	2	3.20	.281
Guenette, Steve	3	179	2	1	0	12	0	4.02	.667
Backstrom, Niklas	4	232	2	2	0	13	0	3.35	.500
Toskala, Vesa	6	212	2	0	0	8	0	2.27	.333
D'Amour, Marc	15	560	2	4	2	32	0	3.43	.375
Taylor, Danny	2	120	1	1	0	6	0	3.00	.500
Boucher, Brian	3	182	1	2	0	15	0	4.95	.333
Craig, Jim	4	206	1	2	1	13	0	3.79	.375
Keetley, Matt	1	9	0	0	0	0	0	0.00	.000
Zagidulin, Artyom	1	28	0	0	0	2	0	4.25	.000
Domingue, Louis	1	58	0	1	0	3	0	3.12	.000
Sharples, Scott	1	65	0	0	1	4	0	3.69	.500
Muzzatti, Jason	2	70	0	1	0	8	0	6.86	.000
Garner, Tyrone	3	139	0	2	0	12	0	5.18	.000
Sabourin, Dany	4	169	0	3	0	10	0	3.55	.000
Bernhardt, Tim	6	280	0	5	0	21	0	4.50	.000

FLAMES LIFETIME SHUTOUTS

TOTAL FOR: 187				TOTAL AGAINST: 177		
GOALTENDER	**SCORE**	**DATE**	**TEAM**	**GOALTENDER**	**SCORE**	**DATE**
M. Vernon	3-0	Apr. 11, 1994	**ANAHEIM**	G. Hebert	5-0	Mar. 15, 1995
M. Kiprusoff	3-0	Apr. 11, 2006		G. Hebert	7-0	Dec. 20, 1996
M. Kiprusoff	3-0	Nov. 10, 2006		G. Hebert	1-0	Nov. 14, 1998
M. Kiprusoff	1-0 (OT)	Jan. 12, 2012		J-S Giguere/S. Sheilds	4-0	Dec. 8, 2001
M. Smith	2-0	Oct. 9, 2017		V. Fasth	4-0	Mar. 8, 2013
C. Talbot	6-0	Feb. 13, 2020		J. Gibson	1-0	Dec. 29, 2015
				J. Gibson	4-0	Mar. 21, 2018
D. Bouchard	8-0	Nov. 6, 1979	**ARIZONA / WINNIPEG**	D. Berthiaume	9-0	Feb. 3, 1988
R. Riggin	2-0	Jan. 8, 1980		B. Essensa	1-0	Feb. 26, 1989
R. Turek	2-0	Mar. 24, 2003		C. Joseph	2-0	Oct. 17, 2005
R. Turek	4-0	Mar. 24, 2004		I. Bryzgalov	3-0	Mar. 10. 2011
M. Kiprusoff	1-0	Mar. 31, 2004		M. Smith	4-0	Feb. 18, 2013
K. Ramo	2-0	Nov. 29, 2014		T. Greiss	6-0	Jan. 7, 2014
M. Smith	3-0	Nov. 30, 2017		M. Smith	5-0	Feb.13, 2017
				D. Kuemper	2-0	Mar. 7, 2019
				D. Kuemper	3-0	Nov. 16, 2020
			ATLANTA	M. Hnilicka	1-0	Jan. 11, 2002
D. Bouchard	9-0	Mar. 9, 1976	**BOSTON**	J. Adams	4-0	Nov. 14, 1972
J. McLennan	5-0	Dec. 18, 2003		G. Cheevers	3-0	Jan. 23, 1977
M. Kiprusoff	3-0	Dec. 17, 2005		B. Ranford	6-0	Oct. 26, 1986
				B. Dafoe	3-0	Oct. 18, 1997
				T. Thomas	5-0	Mar. 27, 2010
				T. Rask	9-0	Jan. 5, 2012
				T. Rask	2-0	Dec. 17, 2013
D. Bouchard	3-0	Jan. 9, 1974	**BUFFALO**	R. Crozier	4-0	Nov. 17, 1974
R. Wamsley	9-0	Nov. 5, 1988		B. Sauve	4-0	Mar. 4, 1981
R. Tabaracci	3-0	Oct. 6, 1996		D. Hasek	2-0	Mar. 24, 1998
R. Turek	3-0	Oct. 31, 2002		M. Noronen	2-0	Oct. 18, 2003
P. Myre	2-0	Oct. 31, 1975	**CALIFORNIA / CLEVELAND**	G. Simmons	3-0	Oct. 11, 1974
M. Kiprusoff	1-0	Dec. 11, 2003	**CAROLINA / HARTFORD**	S. Burke	2-0	Mar. 5, 1997
M. Kiprusoff	3-0	Dec. 5, 2006		J.Reimer	4-0	Dec.14, 2019
K. Ramo	2-0	Jan. 13, 2014				
J. Hiller	5-0	Oct. 23, 2014				
P. Myre	2-0	Nov. 8, 1974	**CHICAGO**	T. Esposito	7-0	Mar. 24, 1973
D. Bouchard	2-0	Dec. 7, 1975		T. Esposito	3-0	Feb. 8, 1974
M. Vernon	4-0	Nov. 30, 1987		T. Esposito	4-0	Feb. 23, 1975
R. Tabaracci	1-0	Mar. 27, 1996		T. Esposito	3-0	Dec. 18, 1977
R. Turek	4-0	Oct. 6, 2001		M. Bannerman	3-0	Oct. 11, 1981
R. Turek	2-0	Mar. 7, 2003		E. Belfour	1-0	Mar. 16, 1993
				A. Munro	2-0	Jan. 26, 2006
				R. Emery	2-0	Mar. 26, 2013
A. Trefilov	1-0	Jan. 11, 1994	**COLORADO / QUEBEC**	R. Sevigny	4-0	Jan. 11, 1985
M. Vernon	3-0	Dec. 19, 2000		M. Denis	4-0	Jan. 5, 2000
R. Turek	2-0	Nov. 10, 2001		D. Aebischer	1-0	Mar. 29, 2001
M. Kiprusoff	2-0	Feb. 24, 2004		D. Aebischer	2-0	Jan. 24, 2002
M. Kipruosff	2-0	Apr. 13, 2006		P. Budaj	3-0	Mar. 12, 2006
M. Kiprusoff	3-0	Oct. 28, 2008		J. Theodore	2-0	Mar. 24, 2008
M. Kiprusoff	1-0	Nov. 20, 2008				
K. Ramo	4-0	Jan. 2, 2016				
F. Brathwaite	3-0	Mar. 27, 2001	**COLUMBUS**	R. Tugnutt	3-0	Mar. 14, 2001
J. McLennan	3-0	Nov. 1, 2003		M. Denis	3-0	Dec. 19, 2002
M. Kiprusoff	2-0	Mar. 18, 2004		F. Norenna	3-0	Mar. 18, 2008
M. Kiprusoff	1-0	Mar. 4, 2008		S. Mason	5-0	Mar. 26, 2009
C. Johnson	2-0	Nov. 23, 2016		S. Bobrovsky	1-0	Nov. 22, 2017
D. Rittich	3-0	Nov. 2, 2019				

FLAMES LIFETIME SHUTOUTS CONTINUED

GOALTENDER	SCORE	DATE	TEAM	GOALTENDER	SCORE	DATE
P. Myre	5-0	Dec. 8, 1976	**DALLAS / MINNESOTA**	C. Maniago	6-0	Oct. 18, 1972
T. Kidd	6-0	Feb. 11, 1995		C. Maniago	5-0	Nov. 29, 1972
F. Brathwaite	1-0	Jan. 8, 1999		C. Maniago	3-0	Mar. 3, 1973
F. Brathwaite	0-0	Dec. 21, 1999		E. Belfour	0-0	Dec. 21, 1999
M. Kiprusoff	1-0	Mar. 9, 2006		M. Turco	2-0	Mar. 31, 2001
M. Kiprusoff	1-0	Feb. 22, 2008		M. Turco	3-0	Nov. 29, 2001
				M. Turco	4-0	Mar. 22, 2004
				B. Bishop	2-0	Feb. 27, 2018
				B. Bishop	2-0	Dec. 18, 2018
D. Bouchard	2-0	Dec. 13, 1972	**DETROIT**	R. Edwards	1-0	Feb. 3, 1973
D. Bouchard	2-0	Nov. 4, 1973		E. Giacomin	8-0	Mar. 27, 1976
D. Bouchard	4-0	Mar. 10, 1974		E. Giacomin	0-0	Nov. 7, 1976
P. Myre	0-0	Nov. 7, 1976		C. Osgood	3-0	Oct. 27, 1995
R. Lemelin	10-0	Jan. 15, 1981		C. Osgood	4-0	Feb. 19, 1997
M. Vernon	7-0	Jan. 5, 1991		C. Osgood	2-0	Oct. 18, 1998
M. Vernon	3-0	Dec. 14, 1992		C. Joseph	4-0	Oct. 21, 2002
M. Vernon	2-0	Dec. 10, 2001		C. Joseph	5-0	Nov. 19, 2002
M. Kiprusoff	3-0	Nov. 27, 2009		C. Joseph	3-0	Nov. 4, 2003
J. Reese	4-0	Oct. 25, 1992	**EDMONTON**	B. Ranford	6-0	Jan. 8, 1989
R. Turek	1-0	Oct. 3, 2001		T. Salo	7-0	Jan. 19, 2000
R. Turek	2-0	Apr. 12, 2002		T. Salo	2-0	Nov. 19, 2000
J. McLennan	1-0	Oct. 14, 2003		M. Garon	5-0	Feb. 4, 2008
M. Kiprusoff	3-0	Oct. 15, 2005		N. Khabibulin	4-0	Oct. 7, 2010
M. Kiprusoff	4-0	Jan. 20, 2007		D. Dubnyk	2-0	Dec. 27, 2013
M. Kiprusoff	3-0	Dec. 10, 2011		C. Talbot	3-0	Oct. 4, 2017
K. Ramo / J. Hiller	4-0	Apr. 4, 2015		M. Koskinen	1-0	Dec. 9, 2018
J. Ortio	5-0	Apr. 2, 2016				
M. Smith	1-0	Mar. 13, 2018				
J. Markstrom	5-0	Apr.10, 2021				
R. Tabaracci	2-0	Jan. 6, 1996	**FLORIDA**	J. Hurme	3-0	Nov. 9, 2002
J. Hiller	6-0	Jan. 13, 2016		T. Vokoun	3-0	Oct. 14, 2010
C. Talbot	3-0	Mar. 1, 2020				
D. Bouchard	5-0	Jan. 17, 1975	**LOS ANGELES**	R. Vachon	3-0	Dec. 8, 1973
R. Lemelin	7-0	Mar. 3, 1985		R. Vachon	3-0	Jan. 13, 1976
D. Edwards	3-0	Mar. 29, 1985		K. Hrudey	4-0	Oct. 15, 1992
R. Lemelin	5-0	Dec. 12, 1985		S. Fiset	0-0	Oct. 26, 1996
R. Wamsley	5-0	Oct. 25, 1989		J. Storr	3-0	Jan. 14, 1999
R. Wamsley	5-0	Mar. 5, 1990		J. Storr	5-0	Jan. 6, 2001
T. Kidd	0-0	Oct. 26, 1996		F. Potvin	2-0	Feb. 22, 2001
D. Roloson	2-0	Nov. 28, 1996		J. Quick	3-0	Mar. 28, 2012
F. Brathwaite	3-0	Jan. 25, 2001		J. Quick	2-0	Feb. 27, 2014
R. Turek	2-0	Dec. 3, 2001		J. Quick	3-0	Mar. 31, 2016
M. Kiprusoff	2-0	Feb. 12, 2009		P. Budaj	5-0	Nov. 5, 2016
M. Kiprusoff	1-0	Feb. 18, 2012		J. Quick	3-0	Mar. 26, 2018
D. Rittich	1-0	Nov. 10, 2018		J. Campbell	3-0	Mar. 25, 2019
M. Vernon	1-0	Nov. 8, 2000	**MINNESOTA**	M. Fernandez	3-0	Mar. 31, 2003
M. Kiprusoff	3-0	Nov. 1, 2005		D. Roloson	3-0	Nov. 7, 2003
M. Kiprusoff	3-0	Jan. 9, 2007		N. Backstrom	4-0	Apr. 3, 2009
M. Kiprusoff	1-0	Mar. 27, 2007		N. Backstrom	4-0	Mar. 3, 2010
M. Kiprusoff	3-0	Nov. 29, 2010		N. Backstrom	6-0	Jan. 19, 2011
C. Johnson	1-0	Nov.15, 2016		N. Backstrom	3-0	Nov. 8, 2011
M. Smith	2-0	Dec. 6, 2018		D. Dubnyk	1-0	Jan. 29, 2015
				D.Dubnyk	3-0	Dec.23, 2019

FLAMES LIFETIME SHUTOUTS CONTINUED

GOALTENDER	SCORE	DATE	TEAM	GOALTENDER	SCORE	DATE
M. Vernon	3-0	Nov. 9, 1986	**MONTREAL**	K. Dryden	3-0	Oct. 12, 1972
M. Kiprusoff	1-0	Nov. 10, 2009		B. Larocque	2-0	Dec. 2, 1974
M. Kiprusoff	4-0	Feb. 20, 2011		K. Dryden	4-0	Nov. 25, 1975
B. Elliott	5-0	Mar. 9, 2017		K. Dryden	7-0	Jan. 2, 1977
J.Markstrom	2-0	Jan. 30, 2021		B.Larocque	6-0	Jan. 25, 1979
				D. Herron	4-0	Dec. 18, 1980
				P. Roy	4-0	Nov. 11, 1995
				C. Price	2-0	Feb. 4, 2014
M. Vernon	3-0	Dec. 7, 2000	**NASHVILLE**	M. Dunham	4-0	Apr. 5, 2001
R. Turek	3-0	Dec. 17, 2002		M. Dunham	1-0	Oct. 11, 2001
R. Turek	4-0	Jan. 22, 2004		C. Mason	3-0	Jan. 15, 2008
M. Kiprusoff	3-0	Nov. 1, 2004		D. Ellis	1-0	Jan. 15, 2010
M. Kiprusoff	5-0	Nov. 30, 2009		P. Rinne	2-0	Oct. 22, 2011
M. Kiprusoff	1-0	Oct. 19, 2010		P. Rinne	2-0	Dec. 16, 2017
M. Kiprusoff	1-0	Nov. 29, 2011				
M. Smith	3-0	Oct. 9, 2018				
P. Myre	1-0	Nov. 20, 1974	**NEW JERSEY / COLORADO / KANSAS CITY**	M. Dunham	5-0	Dec. 16, 1996
D. Bouchard	4-0	Mar. 2, 1975		M. Brodeur	1-0	Dec. 23, 2007
P. Riggin	11-0	Apr. 1, 1982				
D. Edwards	7-0	Mar. 14, 1983				
K. Ramo	1-0	Apr. 7, 2014				
P. Myre	4-0	Nov. 16, 1972	**NY ISLANDERS**	B. Smith	2-0	Oct. 17, 1975
P. Myre	4-0	Dec. 17, 1972		B. Smith	7-0	Oct. 12, 1976
F. Brathwaite	5-0	Dec. 2, 1999		B. Smith /G. Hogosta	9-0	Nov. 1, 1977
F. Brathwaite	2-0	Oct. 14, 2000		C. Resch	5-0	Jan. 20, 1981
				J. Halak	4-0	Oct. 26, 2015
P. Myre	1-0	Mar. 14, 1975	**NY RANGERS**	G. Villemure	6-0	Feb. 4, 1973
D. Bouchard	6-0	Apr. 1, 1978		J. Vanbiesbrouck	4-0	Nov. 4, 1991
M. Vernon	3-0	Dec. 15, 1992		D. Blackburn	1-0	Nov. 7, 2002
J. McLennan	5-0	Jan. 5, 2004		C. Talbot	1-0	Feb. 24, 2015
M. Kiprusoff	3-0	Dec. 7, 2008				
A. Trefilov	10-0	Jan. 15, 1994	**OTTAWA**	P. Lalime	1-0	Jan. 9, 2003
M. Kiprusoff	1-0	Oct. 12, 2006		C. Anderson	6-0	Oct. 13, 2017
M. Kiprusoff	2-0	Mar. 11, 2010				
D. Bouchard	3-0	Nov. 1, 1978	**PHILADELPHIA**	B. Parent	1-0	Jan. 13, 1974
D. Bouchard	5-0	Jan. 16, 1979		B. Parent	4-0	Nov. 20, 1977
R. Lemelin	5-0	Feb. 16, 1987		P. Peeters	8-0	Oct. 28, 1980
M. Vernon	6-0	Dec. 4, 1993		B. Froese	3-0	Jan. 12, 1986
T. Kidd	1-0	Oct. 13, 1996		D. Roussel	3-0	Feb. 27, 1992
M. Kiprusoff	0-1	Dec. 6, 2005		A. Niittymaki	1-0	Dec. 6, 2005
				R. Emery	3-0	Feb. 1, 2010
D. Bouchard	1-0	Jan. 18, 1978	**PITTSBURGH**	J. Hedberg	2-0	Dec. 21, 2002
D. Bouchard	2-0	Nov. 3, 1978		M. Fleury	2-0	Mar. 25, 2009
P. Riggin	4-0	Jan. 16, 1982		M. Fleury	4-0	Feb. 6, 2015
M. Vernon	2-0	Mar. 12, 1994	**SAN JOSE**	M. Vernon / K. Hrudey	6-0	Apr. 7, 1998
T. Kidd	3-0	Feb. 24, 1995		E. Nabokov	8-0	Dec. 4, 2000
R. Tabaracci	6-0	Apr. 12, 1996		E. Nabokov	2-0	Feb. 6, 2002
F. Brathwaite	3-0	Apr. 1, 2000		A. Niemi	1-0	Jan. 24, 2012
F. Brathwaite	1-0	Jan. 3, 2001				
M. Kiprusoff	2-0	Mar. 4, 2006				
M. Kiprusoff	4-0	Oct. 24, 2010				
K. Ramo	2-0	Nov. 26, 2014				

FLAMES LIFETIME SHUTOUTS CONTINUED

GOALTENDER	SCORE	DATE	TEAM	GOALTENDER	SCORE	DATE
D. Bouchard	1-0	Oct. 13, 1973	**ST. LOUIS**	E. Johnston	9-0	Nov. 2, 1974
D. Bouchard	1-0	Dec. 4, 1976		Y. Belanger	3-0	Mar. 11, 1975
D. Bouchard	3-0	Oct. 27, 1979		M. Liut	7-0	Nov. 10, 1981
R. Turek/M. Vernon	2-0	Nov. 17, 2001		G. Fuhr	2-0	Nov. 16, 1996
R. Turek	3-0	Mar. 14, 2004		B. Johnson	4-0	Dec. 15, 2001
M. Kiprusoff	3-0	Nov. 14, 2006		T. Barrasso	1-0	Nov. 16, 2002
M. Kiprusoff	1-0	Feb. 27, 2011		M. Legace	3-0	Nov. 25, 2007
M. Kiprusoff	6-0	Mar. 1, 2011		T. Conklin	2-0	Jan. 25, 2010
				B. Elliott	2-0	Nov. 25, 2011
				J. Halak	5-0	Jan. 9, 2014
				B. Elliott	4-0	Mar. 17, 2015
				J.Binnington	5-0	Nov.21, 2019
T. Kidd	10-0	Jan. 2, 1996	**TAMPA BAY**	D. Puppa	4-0	Feb. 24, 1994
				B. Bishop	2-0	Jan. 3, 2014
D. Bouchard	1-0	Jan. 12, 1973	**TORONTO**	M. Palmateer	4-0	Nov. 9, 1977
D. Bouchard	3-0	Apr. 2, 1975		D. Puppa	4-0	Mar. 28, 1993
Y. Belanger	3-0	Dec. 31, 1977		F. Andersen	4-0	Jan. 23, 2017
T. Kidd	4-0	Dec. 27, 1995		J.Campbell	2-0	Mar. 20, 2021
T. Kidd	3-0	Feb. 15, 1997				
F. Brathwaite	4-0	Jan. 15, 2000				
M. Kiprusoff	1-0	Jan. 6, 2006				
C. Johnson	3-0	Nov. 30, 2017				
D.Rittich	3-0	Feb. 22, 2021				
D. Bouchard	2-0	Dec. 7, 1973	**VANCOUVER**	E. Dyck	5-0	Feb. 16, 1973
M. Vernon	4-0	Feb. 21, 1986		G. Smith	3-0	Oct. 23, 1973
R. Lemelin	2-0	Feb. 24, 1987		G. Smith	3-0	Mar. 15, 1974
R. Wamsley	2-0	Dec. 15, 1988		G. Hanlon	3-0	Dec. 5, 1978
T. Kidd	2-0	Mar. 26, 1995		R. Brodeur	5-0	Nov. 18, 1986
T. Kidd	4-0	Mar. 23, 1996		K. McLean	11-0	Mar. 1, 1992
T. Kidd	3-0	Feb. 1, 1997		K. McLean	5-0	Apr. 13, 1996
F. Brathwaite	2-0	Dec. 26, 1999		G. Snow	2-0	Apr. 12, 1999
F. Brathwaite	5-0	Dec. 29, 2000		P. Skudra	2-0	Jan. 26, 2002
M. Kiprusoff	1-0	Nov. 5, 2005		D. Cloutier	3-0	Oct. 10, 2002
J. Ortio	1-0	Jan. 10, 2015		D. Cloutier	2-0	Dec. 26, 2003
D.Rittich	3-0	Oct.5, 2019		R. Luongo	6-0	Oct. 9, 2008
J.Markstrom	3-0	Jan.16, 2021		E. Lack	2-0	Dec. 29, 2013
			VEGAS	M. Fleury	4-0	Mar. 18, 2018
				M. Fleury	2-0	Nov. 23, 2018
				M.Fleury	6-0	Nov.17, 2019
P. Myre	3-0	Jan. 5, 1975	**WASHINGTON**	R. Tabaracci	0-0	Oct. 30, 1998
P. Myre	5-0	Mar. 23, 1975				
P. Myre	7-0	Nov. 3, 1976				
P. Riggin	3-0	Feb. 21, 1980				
R. Lemelin	6-0	Jan. 8, 1981				
K. Wregget	0-0	Oct. 30, 1998				
M. Kiprusoff	1-0	Feb. 18, 2012				
B. Elliott	3-0	Mar. 11, 2017	**WINNIPEG**	C. Hellebuyck	2-0	Jan. 9, 2017
				C. Hellebuyck	4-0	May 5, 2021

GOALTENDER	SCORE	DATE		GOALTENDER	SCORE	DATE
C. Talbot	3-0 (vs. FLA)	Mar. 1, 2020	**LAST SHUTOUT**	D. Dubnyk (MIN)	3-0	Dec. 23, 2019
153 games Mar. 14, 1983 through Mar. 3, 1985			**LONGEST TIME BETWEEN SHUTOUTS**	264 games Nov. 12, 1981 through Jan. 11, 1985 (NHL RECORD)		
15			**GAMES SINCE LAST SHUTOUT**	5		

FLAMES LIFETIME HOME AND AWAY VS NHL

HOME	GP	W	L	T	OT	GF	GA	PTS	%
Anaheim Ducks	56	34	20	1	1	175	141	70	0.625
Arizona Coyotes	103	60	32	9	2	395	304	131	0.636
Boston Bruins	54	23	26	4	1	188	181	51	0.472
Buffalo Sabres	56	25	18	11	2	189	168	63	0.563
Carolina Hurricanes	39	28	9	2	0	171	113	58	0.744
Chicago Blackhawks	89	40	33	13	3	275	272	96	0.539
Cleveland Barons	13	8	4	1	0	51	34	17	0.654
Colorado Avalanche	83	43	26	9	5	289	241	100	0.602
Columbus Blue Jackets	30	16	8	0	6	84	76	38	0.633
Dallas Stars	87	43	25	14	5	274	227	105	0.603
Detroit Red Wings	83	47	28	6	2	294	236	102	0.614
Edmonton Oilers	128	73	45	9	1	480	410	156	0.609
Florida Panthers	18	10	6	1	1	61	55	22	0.611
Los Angeles Kings	125	73	36	12	4	499	387	162	0.648
Minnesota Wild	47	28	11	3	5	114	100	64	0.681
Montreal Canadiens	66	27	30	7	2	201	203	63	0.477
Nashville Predators	37	18	14	3	2	108	95	41	0.554
New Jersey Devils	52	36	7	8	1	226	138	81	0.779
New York Islanders	58	28	17	11	2	200	173	69	0.595
New York Rangers	59	33	14	10	2	247	178	78	0.661
Ottawa Senators	27	17	8	1	1	97	65	36	0.667
Philadelphia Flyers	62	30	22	9	1	235	201	70	0.565
Pittsburgh Penguins	56	30	17	8	1	224	176	69	0.616
San Jose Sharks	63	34	22	4	3	208	171	75	0.595
St. Louis Blues	89	44	35	5	5	279	253	98	0.551
Tampa Bay Lightning	19	8	8	0	3	59	60	19	0.500
Toronto Maple Leafs	77	43	29	5	0	289	240	91	0.591
Vancouver Canucks	144	81	42	15	6	530	417	183	0.635
Vegas Golden Knights	5	3	2	0	0	25	15	6	0.600
Washington Capitals	48	27	13	7	1	180	129	62	0.646
Winnipeg Jets	20	14	5	0	1	73	51	29	0.725
TOTAL	**1893**	**1024**	**612**	**188**	**69**	**6717**	**5510**	**2305**	**0.610**

AWAY	GP	W	L	T	OT	GF	GA	PTS	%
Anaheim Ducks	56	11	32	6	7	133	187	35	0.313
Arizona Coyotes	101	40	45	11	5	324	345	96	0.475
Boston Bruins	57	16	35	6	0	150	203	38	0.333
Buffalo Sabres	55	17	30	5	3	155	215	42	0.382
Carolina Hurricanes	38	18	14	5	1	130	122	42	0.553
Chicago Blackhawks	87	33	39	13	2	239	279	81	0.466
Cleveland Barons	13	7	3	3	0	43	33	17	0.654
Colorado Avalanche	84	36	34	11	3	268	282	86	0.512
Columbus Blue Jackets	31	13	16	0	2	74	87	28	0.452
Dallas Stars	89	34	41	11	3	263	302	82	0.461
Detroit Red Wings	81	28	40	10	3	247	293	69	0.426
Edmonton Oilers	128	55	58	10	5	400	424	125	0.488
Florida Panthers	19	11	4	2	2	52	42	26	0.684
Los Angeles Kings	122	52	58	9	3	389	418	116	0.475
Minnesota Wild	48	23	18	1	6	103	121	53	0.552
Montreal Canadiens	62	19	34	8	1	151	202	47	0.379
Nashville Predators	40	19	19	1	1	110	123	40	0.500
New Jersey Devils	54	33	17	3	1	184	145	70	0.648
New York Islanders	60	20	30	9	1	160	213	50	0.417
New York Rangers	61	25	28	5	3	204	202	58	0.475
Ottawa Senators	27	9	12	3	3	69	83	24	0.444
Philadelphia Flyers	61	21	36	3	1	166	225	46	0.377
Pittsburgh Penguins	54	14	28	10	2	158	197	40	0.370
San Jose Sharks	65	30	28	4	3	182	205	67	0.515
St. Louis Blues	89	36	43	9	1	268	302	82	0.461
Tampa Bay Lightning	20	8	9	1	2	67	66	19	0.475
Toronto Maple Leafs	70	25	35	7	3	230	250	60	0.429
Vancouver Canucks	147	64	54	18	11	454	489	157	0.534
Vegas Golden Knights	6	0	6	0	0	6	27	0	0.000
Washington Capitals	51	18	26	6	1	169	185	43	0.422
Winnipeg Jets	21	6	12	1	2	46	57	15	0.357
TOTAL	**1897**	**741**	**884**	**191**	**81**	**5597**	**6324**	**1754**	**0.462**

GAME NOTES FOR HOME AND AWAY VS NHL: Phoenix includes games vs. Winnipeg. Dallas includes games vs. Minnesota. Winnipeg includes games vs. Atlanta. New Jersey includes games vs. Kansas City and Colorado. Colorado includes games vs. Quebec. Carolina includes games vs. Hartford. Totals are inclusive of Cleveland Barons. *Includes neutral site games. 7 GF were scored when the team was designated as the home team, and 7 GF while the road team. 7 GA were scored when the team was designated as the home team and 7 GA while the road team.
STATS NOTES FOR HOME AND AWAY VS NHL: T = single points earned via tie, overtime/shootout loss.

FLAMES OVERALL VS. NHL

FINAL	GP	W	L	T	OT	GF	GA	PTS	%
Anaheim Ducks	112	45	52	7	8	308	328	105	.469
Arizona Coyotes	204	100	77	20	7	719	649	227	.556
Boston Bruins	111	39	61	10	1	338	384	89	.401
Buffalo Sabres	111	42	48	16	5	344	383	105	.473
Carolina Hurricanes	77	46	23	7	1	301	235	100	.649
Chicago Blackhawks	176	73	72	26	5	514	551	177	.503
Cleveland Barons	26	15	7	4	0	94	67	34	.654
Colorado Avalanche	167	79	60	20	8	557	523	186	.557
Columbus Blue Jackets	61	29	24	0	8	158	163	66	.541
Dallas Stars	176	77	66	25	8	537	529	187	.531
Detroit Red Wings	164	75	68	16	5	541	529	171	.521
Edmonton Oilers	265	128	103	19	6	880	834	281	.550
Florida Panthers	37	21	10	3	3	113	97	48	.649
Los Angeles Kings	247	125	94	21	7	888	805	278	.563
Minnesota Wild	95	51	29	4	11	217	221	117	.616
Montréal Canadiens	128	46	64	15	3	352	405	110	.430
Nashville Predators	77	37	33	4	3	218	218	81	.526
New Jersey Devils	106	69	24	11	2	410	283	151	.712
New York Islanders	118	48	47	20	3	360	386	119	.504
New York Rangers	120	58	42	15	5	451	380	136	.567
Ottawa Senators	54	26	20	4	4	166	148	60	.555
Philadelphia Flyers	123	51	58	12	2	401	426	116	.472
Pittsburgh Penguins	110	44	45	18	3	382	373	109	.496
San Jose Sharks	128	64	50	8	6	390	376	142	.555
St. Louis Blues	178	80	78	14	6	547	555	180	.506
Tampa Bay Lightning	39	16	17	1	5	126	126	38	.487
Toronto Maple Leafs	147	68	64	12	3	519	490	151	.513
Vancouver Canucks	291	145	96	33	17	984	906	340	.584
Vegas Golden Knights	11	3	8	0	0	31	42	6	.273
Washington Capitals	99	45	39	13	2	349	314	105	.530
Winnipeg Jets	41	20	17	1	3	119	108	44	.536
TOTAL	**3790**	**1765**	**1496**	**379**	**150**	**12,314**	**11,834**	**4059**	**.535**

GAME NOTES FOR HOME AND AWAY VS NHL:
- Phoenix includes games vs. Winnipeg
- Dallas includes games vs. Minnesota
- Winnipeg includes games vs. Atlanta
- New Jersey includes games vs. Kansas City and Colorado
- Colorado includes games vs. Quebec
- Carolina includes games vs. Hartford
- Cleveland includes games vs. Oakland and California

STATS NOTES FOR HOME AND AWAY VS NHL:
- T = single points earned via tie, overtime/shootout loss
- GF and GA columns include shootout-deciding goals

FLAMES ALL-TIME TEAM RECORDS

LONGEST STREAKS

WINNING: 10 Games (2x)
Oct. 14 through Nov. 3, 1978
Feb. 21 through Mar. 13, 2017

UNBEATEN: 13 Games
Nov. 10 through Dec. 8, 1988

LOSING: 11 Games
Dec. 14, 1985 through Jan. 7, 1986

WINLESS: 11 Games
Dec. 14, 1985 through Jan. 7, 1986

HOME WINNING: 11 Games
Nov. 5 through Dec. 27, 2015

CONSECUTIVE HOME POINTS EARNED:
18 Games. Dec. 29, 1990 through Mar. 14, 1991

HOME LOSING (IN REGULATION): 7 Games
Dec. 27, 2013 through Jan. 16, 2014

HOME WINLESS: 10 Games
Oct. 21 through Dec. 4, 2000

ROAD WINNING: 7 Games
Nov. 10 through Dec. 4, 1988

CONSECUTIVE ROAD POINTS EARNED:
10 Games. Nov. 4 through Nov. 30, 2009

ROAD LOSING (IN REGULATION): 11 Games
Feb. 28 through Apr. 6, 2013

ROAD WINLESS: 13 Games (2 times)
Feb. 3 through Mar. 29, 1973
Feb. 18 through Apr. 6, 2013

MOST

WINS, ONE SEASON: 54
1988-89

HOME WINS, ONE SEASON: 32
1988-89

ROAD WINS, ONE SEASON: 24
2018-19

ROAD WINS, ONE TRIP: 6
Dec. 9-18, 2007

LOSSES, ONE SEASON: 41
1996-97

HOME LOSSES, ONE SEASON: 20
1998-99; 2017-18

ROAD LOSSES, ONE SEASON: 24
1997-98

TIES, ONE SEASON: 19
1977-78

FEWEST

WINS, ONE SEASON: 25
1972-73

HOME WINS, ONE SEASON: 12
2000-01

ROAD WINS, ONE SEASON: 8
1997-98

LOSSES, ONE SEASON: 17
1988-89

HOME LOSSES, ONE SEASON: 4
1988-89

ROAD LOSSES, ONE SEASON: 12
1987-88

TIES, ONE SEASON: 3
1986-87

MOST

POINTS, ONE SEASON: 117
1988-89 (54 Wins, 9 Ties)

HOME POINTS, ONE SEASON: 68
1988-89 (32 Wins, 4 Ties)

ROAD POINTS, ONE SEASON: 50 (2x)
1987-88 (22 Wins, 6 Ties)
2018-19 (24 Wins, 15 Ties, 2 OTL)

FEWEST

POINTS, ONE SEASON: 65
1972-73 (25 Wins, 15 Ties)

HOME POINTS, ONE SEASON: 35
2000-01 (12 Wins, 9 Ties, 2 OTL)

ROAD POINTS, ONE SEASON: 25
1997-98 (8 Wins, 9 Ties)

MOST

GOALS FOR, ONE SEASON: 397
1987-88

HOME GOALS FOR, ONE SEASON: 217
1987-88

ROAD GOALS FOR, ONE SEASON: 180
1987-88

50-GOAL SCORERS, ONE SEASON: 2
1987-88 (Nieuwendyk, Loob)
1988-89 (Nieuwendyk, Mullen)

40-GOAL SCORERS, ONE SEASON: 4
1987-88 (Nieuwendyk, Loob, Bullard, Mullen)
TIES NHL RECORD

30-GOAL SCORERS, ONE SEASON: 4
1981-82 (McDonald, Bridgman, LaVallee, Peplinski)
1983-84 (Beers, McDonald, Nilsson, Loob)
1987-88 (Nieuwendyk, Loob, Bullard, Mullen)
1989-90 (Nieuwendyk, Roberts, Mullen, Fleury)
1993-94 (Roberts, Reichel, Fleury, Nieuwendyk)

20-GOAL SCORERS, ONE SEASON: 9
1989-90 (Nieuwendyk, Roberts, Mullen, Fleury, MacInnis, Ranheim, Makarov, Gilmour, MacLellan)

GOALS AGAINST, ONE SEASON: 345
1981-82

HOME GOALS AGAINST, ONE SEASON: 154
1985-86

ROAD GOALS AGAINST, ONE SEASON: 204
1981-82

FEWEST

GOALS FOR, ONE SEASON: 186
2002-03

HOME GOALS FOR, ONE SEASON: 93
2003-04

ROAD GOALS FOR, ONE SEASON: 85
1972-73

GOALS AGAINST, ONE SEASON: 176
2003-04

HOME GOALS AGAINST, ONE SEASON: 73
2005-06

ROAD GOALS AGAINST, ONE SEASON: 91
2003-04

MOST

GOALS FOR, ONE GAME: 13
Feb. 10, 1993, Calgary 13 San Jose 1

GOALS FOR, ONE HOME GAME: 13
Feb. 10, 1993, Calgary 13 San Jose 1

GOALS FOR, ONE ROAD GAME: 11
Jan. 25, 1988, Calgary 11 Toronto 3

GOALS AGAINST, ONE GAME: 12
Oct. 29, 1981, Calgary 4 Detroit 12

GOALS AGAINST, ONE HOME GAME: 10 (2x)
Dec. 28, 1978, Calgary 4 NY Islanders 10;
Nov. 26,1996, Calgary 1 Edmonton 10

GOALS AGAINST, ONE ROAD GAME: 12
Oct. 29, 1981, Calgary 4 Detroit 12

GOALS FOR, ONE PERIOD: 7
Oct. 17, 1988, 3rd period, Calgary 11 Los Angeles 4

GOALS AGAINST, ONE PERIOD: 6 (5x)
Nov. 8, 1981, 3rd period, Calgary 4 Chicago 10
Jan. 18, 1983, 1st period, Calgary 2 Montreal 7
Nov. 13, 1983, 3rd period, Calgary 2 Buffalo 11
Jan. 3, 1984, 1st period, Calgary 6 Edmonton 9
Jan. 7, 1984, 3rd period, Calgary 1 Los Angeles 7

TOTAL GOALS, ONE GAME: 18
Feb. 23, 1991, Calgary 10 Quebec 8

TOTAL GOALS, ONE PERIOD: 10
Jan. 16, 1987 at Vancouver (5-9), 1st period, Calgary 4 Vancouver 6

FLAMES ALL-TIME TEAM RECORDS CONTINUED

LARGEST

WINNING MARGIN: 12 Goals
Feb. 19, 1993, Calgary 13 San Jose 1

LOSING MARGIN: 11 Goals
Mar. 1, 1992, Calgary 0 Vancouver 11

TIE: 8-8
Oct. 17, 1989 at Quebec

SHUTOUT FOR: 11-0
Apr. 1, 1982, Calgary 11 Colorado 0

SHUTOUT AGAINST: 0-11
Mar. 1, 1992, Calgary 0 Vancouver 11

MOST

POWER-PLAY GOALS, ONE SEASON: 109
1987-88

POWER-PLAY GOALS, ONE GAME: 5 (4x)
Jan. 15, 1981, Calgary 10 Detroit 0
Apr. 4, 1986, Calgary 9 Edmonton 3
Feb. 25, 1990, Calgary 10 Edmonton 4
Oct. 8, 1992, Calgary 7 Edmonton 2

POWER-PLAY GOALS, ONE GAME BOTH TEAMS: 8
Mar. 30, 1988, Calgary 7 at Los Angeles 9, (3-5)

POWER-PLAY GOALS AGAINST, ONE GAME: 6.
Mar. 1, 1992, Calgary 0 Vancouver 11

SHORTHANDED GOALS, ONE SEASON: 23
1987-88

SHORTHANDED GOALS AGAINST, ONE SEASON: 21
1984-85

SHORTHANDED GOALS FOR, ONE GAME: 3 (3x)
Mar. 9, 1991, Calgary 8 St. Louis 4
Oct. 17, 1997, Calgary 6 Colorado 5, OT
Nov. 25, 2018, Calgary 6 Arizona 1

SHORTHANDED GOALS AGAINST, ONE GAME: 3 (4x)
Jan. 13, 1985 Calgary 1 Philadelphia 7
Oct. 16, 1996 Calgary 2 Montreal 4
Dec. 20, 1996 Calgary 0 Anaheim 7
Apr. 9, 1998 Calgary 3 Vancouver 6

CONSECUTIVE GAMES ALLOWING SHORTHANDED GOALS, FOR: 4
Nov. 13 through Nov. 19, 1987, 5 goals

CONSECUTIVE GAMES SCORING SHORTHANDED GOALS, AGAINST: 4
Apr. 9 through Apr. 15, 1998, 6 goals

CONSECUTIVE GAMES SCORING HAT TRICKS FOR: 4
Oct. 31 through Nov. 5, 1992, Makarov, Nieuwendyk, Fleury, Leeman

FASTEST

TWO GOALS FOR: 0:04
Oct. 17, 1989 at Quebec, Doug Gilmour at 19:45 and Paul Ranheim at 19:49, 3rd period

TWO GOALS FOR, ONE PLAYER: 0:06
Mar. 22, 1984 vs. Detroit, Lanny McDonald at 16:23 and 16:29, 1st period

TWO GOALS FOR, BOTH TEAMS: 0:04 (2x)
Mar. 15, 1977 vs. Pittsburgh, Wayne Bianchin (15:31) and Flames Guy Chouinard (15:35), 3rd period

Nov. 26, 2006 at Anaheim, Flames Daymond Langkow (19:39) and Anaheim Todd Marchant (19:43), 3rd period

THREE GOALS FOR: 0:36
Feb. 10, 1993 vs. San Jose, Suter 0:17, Lindberg 0:40 and Stern 0:53, 3rd period

FOUR GOALS FOR: 1:21
Feb. 10, 1993 vs. San Jose, Fleury 19:32, 2nd; Suter 0:17, Lindberg 0:40 and Stern 0:53, 3rd, 2nd and 3rd periods

FIVE GOALS FOR: 4:48
Mar. 12, 1975 vs. Vancouver

SIX GOALS FOR: 7:29
Feb. 25, 1981 vs. NY Islanders

TWO GOALS FOR, START OF GAME: 0:32
Mar. 11, 1987, at Hartford, 0:09 Risebrough and 0:32 Patterson

THREE GOALS FOR, START OF PERIOD: 0:53
Feb. 10, 1993 vs. San Jose, Suter 0:17, Lindberg 0:40 and Stern 0:53, 3rd period

TWO SHORTHANDED GOALS FOR: 0:04
Oct. 17, 1989 at Quebec (8-8, OT), Gilmour (19:45) and Ranheim (19:49), 3rd period
NHL RECORD

MOST

SHOTS ON GOAL FOR, ONE GAME: 59 (2x)
Mar. 15, 1977 vs. Pittsburgh
Feb. 23, 1991 vs. Quebec

SHOTS AGAINST, ONE GAME: 57
Jan. 23, 1975 vs. NY Rangers

SHOTS FOR, ONE PERIOD: 25 (2x)
Nov. 5, 1988 vs. Edmonton (4-4), 2nd period
Nov. 14, 2005 vs. Minnesota (3-2), 3rd period

SHOTS AGAINST, ONE PERIOD: 28
Mar. 12, 2009 at Detroit (6-5) SO, 3rd period

FEWEST

SHOTS ON GOAL FOR, ONE GAME: 8
Oct. 27, 1995 vs. Detroit (0-3)

SHOTS AGAINST, ONE GAME: 12 (5x)
Nov. 9, 1988 at Buffalo (2-3)
Dec. 6, 1988 vs. Quebec (3-2)
Nov. 24, 1993 vs. Toronto (5-3)
Apr. 6, 1994 vs. Anaheim (4-2)
Mar. 21, 1999 vs. NY Islanders (2-1)

SHOTS FOR, ONE PERIOD: 1 (9x)
Mar. 7, 1982 at Pittsburgh (4-4), 1st period
Apr. 2, 1987 at Edmonton (4-4), 1st period
Dec. 11, 1998 at Tampa Bay (2-1), 3rd period
Dec. 14, 1999 at St. Louis (1-1), 1st period
Mar. 16, 2004 at Detroit (4-1), 1st period
Apr. 2, 2009 at Dallas (2-1), 3rd period
Oct. 13, 2011 at Montreal (4-1), 3rd period
Feb. 8, 2018 at New Jersey (3-2), 3rd period
Jan. 26, 2021 vs. Toronto (3-4), 1st period

SHOTS AGAINST, ONE PERIOD: 0
Nov. 27, 1974 vs. Kansas City (4-2), 2nd period
Mar. 24, 2003 vs. Phoenix (2-0), 1st period

MOST

SHUTOUTS, ONE SEASON: 11
Miikka Kiprusoff (4)
Jamie McLennan (4)
Roman Turek (3), 2003-04

PENALTY SHOTS, ONE SEASON: 5
2003-04

PENALTY SHOTS SUCCESSFUL, ONE SEASON: 3
1986-87

LONGEST

NON-SHUTOUT STREAK: 264 Games
Nov 12, 1981 through Jan 9, 1985
NHL RECORD

CONSECUTIVE SHUTOUT MINUTES, FOR: 161.11
Apr. 8, 2006, 2:27, overtime at Vancouver; Apr. 11, 2006 vs. Anaheim to Apr. 15, 2006, 3rd period at Los Angeles

CONSECUTIVE SHUTOUT MINUTES, AGAINST: 182:42
Nov. 5, 2002, 3:21, 1st period to Nov. 11, 2002, 15:12, 3rd period

LOWEST TEAM GOALS AGAINST AVERAGE: 2.15
2003-04

HIGHEST TEAM SAVE PERCENTAGE: 91.6
2003-04

FLAMES ALL-TIME INDIVIDUAL RECORDS

MOST

MOST SEASONS: 16
Jarome Iginla, 1996-2013

MOST GAMES PLAYED: 1,219
Jarome Iginla, 1996-2013

MOST POINTS, CAREER: 1,095
Jarome Iginla, 1996-2013 (525 goals, 570 assists)

MOST GOALS, CAREER: 525
Jarome Iginla, 1996-2013

MOST ASSISTS, CAREER: 609
Al MacInnis

MOST PENALTY MINUTES, CAREER: 2405
Tim Hunter

LONGEST CONSECUTIVE GAME STREAK: 441
Jarome Iginla, Oct. 4, 2007 to Mar. 26, 2013

MOST SHUTOUTS, CAREER: 41
Miikka Kiprusoff, 2003-2012

MOST WINS, GOALTENDER CAREER: 297
Miikka Kiprusoff, 2003-2012

MOST POINTS

ONE SEASON: 131
Kent Nilsson, 1980-81

ONE SEASON, BY A CENTRE: 131
Kent Nilsson, 1980-81

ONE SEASON, BY A LEFT WING: 99
Johnny Gaudreau, 2018-19

ONE SEASON, BY A RIGHT WING: 110
Joe Mullen, 1988-89

ONE SEASON, BY A DEFENCEMAN: 103
Al MacInnis, 1990-91

ONE SEASON, BY A ROOKIE: 92
Joe Nieuwendyk, 1987-88

ONE SEASON SERIES: 21
Joe Mullen vs. Los Angeles (8 games), 1988-89, (14 goals, 7 assists)

CONSECUTIVE GAMES SCORING: 16 (3x)
Gary Suter, 1987-88
Gary Roberts, 1991-92
Jarome Iginla, 1999-00

ONE GAME: 7
Sergei Makarov, Feb. 25, 1990 vs. Edmonton, (2 goals, 5 assists)

ONE PERIOD: 4 (5x)
Gary Suter, Apr. 4,1986 vs. Edmonton, 2nd, 4 assists
Joe Nieuwendyk, Jan. 11, 1989 vs. Winnipeg, 3rd, 4 goals
Al MacInnis, Mar. 28, 1991 vs. Edmonton, 1st, (1 goal, 3 assists)
Olli Jokinen, Feb. 14, 2011 at Colorado, 1st, (1 goal, 3 assists)
Johnny Gaudreau, Mar.12, 2019 vs. New Jersey 3rd, (2 goals, 2 assists)

ONE GAME, BY A GOALTENDER: 3
Jeff Reese, Feb. 10, 1993 vs. San Jose, 3 assists
NHL RECORD

MOST GOALS

ONE SEASON: 66
Lanny McDonald, 1982-83

ONE SEASON, BY A CENTRE: 51
Joe Nieuwendyk, 1987-88; 1988-89

ONE SEASON, BY A LEFT WING: 53
Gary Roberts, 1991-92

ONE SEASON, BY A RIGHT WING: 66
Lanny McDonald, 1982-83

ONE SEASON, BY A DEFENCEMAN: 28
Al MacInnis, 1989-90; 1990-91; 1993-94

ONE SEASON, BY A ROOKIE: 51
Joe Nieuwendyk, 1987-88

ONE SEASON SERIES: 14
Joe Mullen vs. Los Angeles (8 games), 1988-89

CONSECUTIVE GAMES SCORING: 8 (2x)
Kent Nilsson, 1983-84
Gary Roberts, 1992-93

ONE GAME: 5
Joe Nieuwendyk, Jan. 11, 1989 vs. Winnipeg

ONE PERIOD: 4
Joe Nieuwendyk, Jan. 11, 1989 vs. Winnipeg, 3rd period
TIES NHL RECORD

POWER-PLAY GOALS, ONE SEASON: 31
Joe Nieuwendyk, 1987-88

SHORTHANDED GOALS, ONE SEASON: 9
Kent Nilsson, 1984-85

SHORTHANDED GOALS, ONE GAME: 3
Theoren Fleury, Mar. 9, 1991 at St. Louis

FIRST GOALS OF THE GAME, ONE SEASON: 14
Kent Nilsson, 1980-81

GAME WINNING GOALS, ONE SEASON: 12
Joe Mullen, 1986-87

GAME TYING GOALS, ONE SEASON: 4 (4x)
Eric Vail, 1974-75
Jacques Richard, 1974-75
Kent Nilsson, 1980-81
Jim Peplinski, 1981-82

OVERTIME GOALS, ONE SEASON: 3 (4x)
Joe Nieuwendyk, 1988-89
Sean Monahan, 2014-15
Johnny Gaudreau, 2015-16, 2018-19

MOST ASSISTS

ONE SEASON: 82
Kent Nilsson, 1980-81

ONE SEASON, BY A CENTRE: 82
Kent Nilsson, 1980-81

ONE SEASON, BY A LEFT WING: 63
Johnny Gaudreau, 2018-19

ONE SEASON, BY A RIGHT WING: 71
Bob MacMillan, 1978-79

ONE SEASON, BY A DEFENCEMAN: 75
Al MacInnis, 1990-91

ONE SEASON, BY A ROOKIE: 62
Sergei Makarov, 1989-90

ONE SEASON, SERIES: 13 (2x)
Paul Reinhart vs. Edmonton (7 games), 1982-83
Guy Chouinard vs. Edmonton (8 games), 1982-83

CONSECUTIVE GAMES SCORING: 9 (3x)
Kent Nilsson, 1984-85
Al MacInnis, 1986-87
Gary Suter, 1987-88

ONE GAME: 6 (2x)
Guy Chouinard, Feb. 25, 1981 vs. NY Islanders
Gary Suter, Apr. 4,1986 vs. Edmonton

ONE PERIOD: 4
Gary Suter, Apr. 4,1986 vs. Edmonton, 2nd period

MOST PENALTIES

MINUTES, ONE SEASON: 375
Tim Hunter, 1988-89

MINUTES ONE SEASON, BY A CENTRE: 213
Joel Otto, 1988-89

MINUTES ONE SEASON, BY A LEFT WING: 282
Gary Roberts, 1987-88

MINUTES ONE SEASON, BY A RIGHT WING: 375
Tim Hunter, 1988-89

MINUTES ONE SEASON, BY A DEFENCEMAN: 271
Neil Sheehy, 1985-86

MINUTES ONE SEASON, BY A ROOKIE: 208
Todd Simpson, 1996-97

CONSECUTIVE GAMES PENALIZED: 14
Willi Plett, 1977-78; Tim Hunter, 1986-87

FLAMES ALL–TIME INDIVIDUAL RECORDS CONTINUED

ONE GAME: 8 (2x)
Charlie Bourgeois, Jan. 27, 1986 vs. Los Angeles, (7 minors, 1-10 minute misconduct)

Theoren Fleury, Nov. 9, 1997 at Detroit, (5 minors, 3-10 minute misconduct)

MINUTES, ONE GAME: 41
Neil Sheehy, Mar. 21, 1986 vs. Vancouver, (3 minors, 1 major, 3-10 minute misconduct)

MINUTES, ONE PERIOD: 37
Nick Fotiu, Mar. 8, 1987 at NY Rangers, (minor, major, 10-minute misconduct, 2 game misconducts)

MOST SHOTS

ONE SEASON: 353
Theoren Fleury, 1995-96

ONE GAME: 13 (2x)
Al MacInnis, Mar. 24, 1993 vs. St. Louis
Theoren Fleury, Mar. 2, 1995 vs. Vancouver

ONE PERIOD: 8
Kari Eloranta, Oct. 15, 1983 vs. Edmonton, 2nd period

MISCELLANEOUS

SHUTOUTS, ONE SEASON: 10
Miikka Kiprusoff, 2005-06

WINS ONE SEASON, BY A GOALTENDER: 45
Miikka Kiprusoff, 2008-09

LONGEST UNDEFEATED STREAK, BY A GOALTENDER: 19 Games
Rejean Lemelin, 12 wins, 7 ties, 1983-84

MOST CONSECUTIVE SHUTOUT MINUTES, FOR: 164:40
Michael Vernon Dec. 12-19, 1992

MOST CONSECUTIVE GAMES PLAYED, GOALTENDER: 28
Trevor Kidd, Jan. 20, 1995 to Mar. 19, 1995

LOWEST GOALS AGAINST AVERAGE: 1.69
Miikka Kiprusoff, 2003-04

HIGHEST SAVE PERCENTAGE: 0.933
Miikka Kiprusoff, 2003-04

PENALTY SHOTS, ONE SEASON: 3
Joe Mullen, 1986-87
Shean Donovan, 2003-04

MOST PENALTY SHOTS STOPPED FOR, ONE GAME: 2
Joe Mullen, 1986-87
Shean Donovan, 2003-04

MOST PENALTY SHOTS STOPPED AGAINST, ONE GAME: 2
Miikka Kiprusoff, Mar. 4, 2011

3 OR MORE GOAL GAMES, ONE SEASON: 5 (2x)
Hakan Loob, 1987-88
Theoren Fleury, 1990-91

HIGHEST PLUS-MINUS, ONE GAME: +9
Theoren Fleury, Feb. 10, 1993 vs. San Jose

MOST 1ST GOALS OF THE SEASON: 3
Theoren Fleury, 1991-92, 1993-94, 1994-95

MOST CONSECUTIVE SEASONS WITH 30+ GOALS: 11
Jarome Iginla, 2000-12

MOST ALL-STARS IN THE STARTING LINEUP: 2
Jarome Iginla and Dion Phaneuf, 2008

PLAYOFF RECORDS

FLAMES ALL-TIME PLAYOFF RESULTS

DATE	TEAMS	RESULT
04/09/1974	ATL at PHI	1-4 L
04/11/1974	ATL at PHI	1-5 L
04/12/1974	ATL vs. PHI	1-4 L
04/14/1974	ATL vs. PHI	3-4 L (OT)
04/06/1976	ATL at LAK	1-2 L
04/08/1976	ATL vs. LAK	0-1 L
04/05/1977	ATL at LAK	2-5 L
04/07/1977	ATL vs. LAK	3-2 W
04/09/1977	ATL at LAK	2-4 L
04/11/1978	ATL vs. DET	3-5 L
04/13/1978	ATL at DET	2-3 L
04/10/1979	ATL vs. TOR	1-2 L
04/12/1979	ATL at TOR	4-7 L
04/08/1980	ATL at NYR	1-2 L (OT)
04/09/1980	ATL at NYR	1-5 L
04/11/1980	ATL vs. NYR	4-2 W
04/12/1980	ATL vs. NYR	2-5 L
04/08/1981	CGY vs. CHI	4-3 W
04/09/1981	CGY vs. CHI	6-2 W
04/11/1981	CGY at CHI	5-4 W (2OT)
04/16/1981	CGY at PHI	0-4 L
04/17/1981	CGY at PHI	5-4 W
04/19/1981	CGY vs. PHI	2-1 W
04/20/1981	CGY vs. PHI	5-4 W
04/22/1981	CGY at PHI	4-9 L
04/24/1981	CGY vs. PHI	2-3 L
04/26/1981	CGY at PHI	4-1 W
04/28/1981	CGY vs. MIN	1-4 L
04/30/1981	CGY vs. MIN	3-2 W
05/03/1981	CGY at MIN	4-6 L
05/05/1981	CGY at MIN	4-7 L
05/07/1981	CGY vs. MIN	3-1 W
05/09/1981	CGY at MIN	3-5 L
04/07/1982	CGY at VAN	3-5 L
04/08/1982	CGY at VAN	1-2 L (OT)
04/10/1982	CGY vs. VAN	1-3 L
04/06/1983	CGY vs. VAN	4-3 W (OT)
04/07/1983	CGY vs. VAN	5-3 W
04/09/1983	CGY at VAN	4-5 L
04/10/1983	CGY at VAN	4-3 W (OT)
04/14/1983	CGY at EDM	3-6 L
04/15/1983	CGY at EDM	1-5 L
04/17/1983	CGY vs. EDM	2-10 L
04/18/1983	CGY vs. EDM	6-5 W
04/20/1983	CGY at EDM	1-9 L
04/04/1984	CGY vs. VAN	5-3 W
04/05/1984	CGY vs. VAN	4-2 W
04/07/1984	CGY at VAN	0-7 L
04/08/1984	CGY at VAN	5-1 W
04/12/1984	CGY at EDM	2-5 L
04/13/1984	CGY at EDM	6-5 W (OT)
04/15/1984	CGY vs. EDM	2-3 L
04/16/1984	CGY vs. EDM	3-5 L
04/18/1984	CGY at EDM	5-4 W
04/20/1984	CGY vs. EDM	5-4 W (OT)
04/22/1984	CGY at EDM	4-7 L
04/10/1985	CGY at WPG	4-5 L (OT)
04/11/1985	CGY at WPG	2-5 L
04/13/1985	CGY vs. WPG	4-0 W
04/14/1985	CGY vs. WPG	3-5 L
04/09/1986	CGY vs. WPG	5-1 W
04/10/1986	CGY vs. WPG	6-4 W
04/12/1986	CGY at WPG	4-3 W (OT)
04/18/1986	CGY at EDM	4-1 W
04/20/1986	CGY at EDM	5-6 L (OT)
04/22/1986	CGY vs. EDM	3-2 W
04/24/1986	CGY vs. EDM	4-7 L
04/26/1986	CGY at EDM	4-1 W
04/28/1986	CGY vs. EDM	2-5 L
04/30/1986	CGY at EDM	3-2 W
05/02/1986	CGY vs. STL	2-3 L
05/04/1986	CGY vs. STL	8-2 W
05/06/1986	CGY at STL	5-3 W
05/08/1986	CGY at STL	2-5 L
05/10/1986	CGY vs. STL	4-2 W
05/12/1986	CGY at STL	5-6 L (OT)
05/14/1986	CGY vs. STL	2-1 W
05/16/1986	CGY vs. MTL	5-2 W
05/18/1986	CGY vs. MTL	2-3 L (OT)
05/20/1986	CGY at MTL	3-5 L
05/22/1986	CGY at MTL	0-1 L
05/24/1986	CGY vs. MTL	3-4 L
04/08/1987	CGY vs. WPG	2-4 L
04/09/1987	CGY vs. WPG	2-3 L
04/11/1987	CGY at WPG	3-2 W (OT)
04/12/1987	CGY at WPG	3-4 L
04/14/1987	CGY vs. WPG	4-3 W
04/16/1987	CGY at WPG	1-6 L
04/06/1988	CGY vs. LAK	9-2 W
04/07/1988	CGY vs. LAK	6-4 W
04/09/1988	CGY at LAK	2-5 L
04/10/1988	CGY at LAK	7-3 W
04/12/1988	CGY vs. LAK	6-4 W
04/19/1988	CGY vs. EDM	1-3 L
04/21/1988	CGY vs. EDM	4-5 L (OT)
04/23/1988	CGY at EDM	2-4 L
04/25/1988	CGY at EDM	4-6 L
04/05/1989	CGY vs. VAN	3-4 L (OT)
04/06/1989	CGY vs. VAN	5-2 W
04/08/1989	CGY at VAN	4-0 W
04/09/1989	CGY at VAN	3-5 L
04/11/1989	CGY vs. VAN	4-0 W
04/13/1989	CGY at VAN	3-6 L
04/15/1989	CGY vs. VAN	4-3 W (OT)
04/18/1989	CGY vs. LAK	4-3 W (OT)
04/20/1989	CGY vs. LAK	8-3 W
04/22/1989	CGY at LAK	5-2 W
04/24/1989	CGY at LAK	5-3 W
05/02/1989	CGY vs. CHI	3-0 W
05/04/1989	CGY vs. CHI	2-4 L
05/06/1989	CGY at CHI	5-2 W
05/08/1989	CGY at CHI	2-1 W (OT)
05/10/1989	CGY vs. CHI	3-1 W
05/14/1989	CGY vs. MTL	3-2 W
05/17/1989	CGY vs. MTL	2-4 L
05/19/1989	CGY at MTL	3-4 L (2OT)
05/21/1989	CGY at MTL	4-2 W
05/23/1989	CGY vs. MTL	3-2 W
05/25/1989	CGY at MTL	4-2 W
04/04/1990	CGY vs. LAK	3-5 L
04/06/1990	CGY vs. LAK	8-5 W
04/08/1990	CGY at LAK	1-2 L (OT)
04/10/1990	CGY at LAK	4-12 L
04/12/1990	CGY vs. LAK	5-1 W

FLAMES ALL-TIME PLAYOFF RESULTS CONTINUED

DATE	TEAMS	RESULT
04/14/1990	CGY at LAK	3-4 L (2OT)
04/04/1991	CGY vs. EDM	1-3 L
04/06/1991	CGY vs. EDM	3-1 W
04/08/1991	CGY at EDM	3-4 L
04/10/1991	CGY at EDM	2-5 L
04/12/1991	CGY vs. EDM	5-3 W
04/14/1991	CGY at EDM	2-1 W (OT)
04/16/1991	CGY vs. EDM	4-5 L (OT)
04/18/1993	CGY vs. LAK	3-6 L
04/21/1993	CGY vs. LAK	9-4 W
04/23/1993	CGY at LAK	5-2 W
04/25/1993	CGY at LAK	1-3 L
04/27/1993	CGY vs. LAK	4-9 L
04/29/1993	CGY at LAK	6-9 L
04/18/1994	CGY vs. VAN	0-5 L
04/20/1994	CGY vs. VAN	7-5 W
04/22/1994	CGY at VAN	4-2 W
04/24/1994	CGY at VAN	3-2 W
04/26/1994	CGY vs. VAN	1-2 L (OT)
04/28/1994	CGY at VAN	2-3 L (OT)
04/30/1994	CGY vs. VAN	3-4 L (2OT)
05/07/1995	CGY vs. SJS	4-5 L
05/09/1995	CGY vs. SJS	4-5 L (OT)
05/11/1995	CGY at SJS	9-2 W
05/13/1995	CGY at SJS	6-4 W
05/15/1995	CGY vs. SJS	5-0 W
05/17/1995	CGY at SJS	3-5 L
05/19/1995	CGY vs. SJS	4-5 L (2OT)
04/17/1996	CGY at CHI	1-4 L
04/19/1996	CGY at CHI	0-3 L
04/21/1996	CGY vs. CHI	5-7 L
04/23/1996	CGY vs. CHI	1-2 L (3OT)
04/07/2004	CGY at VAN	3-5 L
04/09/2004	CGY at VAN	2-1 W
04/11/2004	CGY vs. VAN	1-2 L
04/13/2004	CGY vs. VAN	4-0 W
04/15/2004	CGY at VAN	2-1 W
04/17/2004	CGY vs. VAN	5-4 L (3OT)
04/19/2004	CGY at VAN	3-2 W (OT)
04/22/2004	CGY at DET	2-1 W (OT)
04/24/2004	CGY at DET	2-5 L
04/27/2004	CGY vs. DET	3-2 W
04/29/2004	CGY vs. DET	2-4 L
05/01/2004	CGY at DET	1-0 W
05/03/2004	CGY vs. DET	1-0 W (OT)
05/09/2004	CGY at SJS	4-3 W
05/11/2004	CGY at SJS	4-1 W
05/13/2004	CGY vs. SJS	0-3 L
05/16/2004	CGY vs. SJS	2-4 L
05/17/2004	CGY at SJS	3-0 W
05/19/2004	CGY vs. SJS	3-1 W
05/25/2004	CGY at TBL	4-1 W
05/27/2004	CGY at TBL	1-4 L
05/29/2004	CGY vs. TBL	3-0 W
05/31/2004	CGY vs. TBL	0-1 L
06/03/2004	CGY at TBL	3-2 W (OT)
06/05/2004	CGY vs. TBL	2-3 L (2OT)
06/07/2004	CGY at TBL	1-2 L
04/21/2006	CGY vs. ANA	2-1 W
04/23/2006	CGY vs. ANA	3-4 L
04/25/2006	CGY vs. ANA	5-2 W
04/27/2006	CGY vs. ANA	2-3 L

DATE	TEAMS	RESULT
04/29/2006	CGY vs. ANA	3-2 W
05/01/2006	CGY vs. ANA	1-2 L
05/03/2006	CGY vs. ANA	0-3 L
04/12/2007	CGY at DET	1-4 L
04/15/2007	CGY at DET	1-3 L
04/17/2007	CGY vs. DET	3-2 W
04/19/2007	CGY vs. DET	3-2 W
04/21/2007	CGY at DET	1-5 L
04/22/2007	CGY vs. DET	1-2 L(2OT)
04/09/2008	CGY at SJS	3-2 W
04/10/2008	CGY at SJS	0-2 L
04/13/2008	CGY vs. SJS	4-3 W
04/15/2008	CGY vs. SJS	2-3 L
04/17/2008	CGY at SJS	3-4 L
04/20/2008	CGY vs. SJS	2-0 W
04/22/2008	CGY at SJS	3-5 L
04/16/2009	CGY at CHI	2-3 L (OT)
04/18/2009	CGY at CHI	2-3 L
04/20/2009	CGY vs. CHI	4-2 W
04/22/2009	CGY vs. CHI	6-4 W
04/25/2009	CGY at CHI	1-5 L
04/27/2009	CGY vs. CHI	1-4 L
04/15/2015	CGY at VAN	2-1 W
04/17/2015	CGY at VAN	1-4 L
04/19/2015	CGY vs. VAN	4-2 W
04/21/2015	CGY vs. VAN	3-1 W
04/23/2015	CGY at VAN	1-2 L
04/25/2015	CGY vs. VAN	7-4 W
04/30/2015	CGY at ANA	1-6 L
05/03/2015	CGY at ANA	0-3 L
05/05/2015	CGY vs. ANA	4-3 W (OT)
05/08/2015	CGY vs. ANA	2-4 L
05/10/2015	CGY at ANA	2-3 L (OT)
04/13/2017	CGY at ANA	2-3 L
04/15/2017	CGY at ANA	2-3 L
04/17/2017	CGY vs. ANA	4-5 L (OT)
04/19/2017	CGY vs. ANA	1-3 L
04/11/2019	CGY vs. COL	4-0 W
04/13/2019	CGY vs. COL	2-3 L (OT)
04/15/2019	CGY at COL	2-6 L
04/17/2019	CGY at COL	2-3 L (OT)
04/19/2019	CGY vs. COL	1-5 L
08/01/2020	WPG at CGY	4-1 W
08/03/2020	WPG at CGY	2-3 L
08/04/2020	CGY at WPG	6-2 W
08/06/2020	CGY at WPG	4-0 W
08/11/2020	CGY at DAL	3-2 W
08/13/2020	CGY at DAL	4-5 L
08/14/2020	DAL at CGY	2-0 W
08/16/2020	DAL at CGY	4-5 L(OT)
08/18/2020	CGY at DAL	1-2 L
08/20/2020	DAL at CGY	3-7 L

FLAMES ALL-TIME PLAYOFF OVERTIME GAMES

DATE		OPPOSITION	SCORE		SCORER	TIME
August 16, 2020	vs.	Dallas	4-5	L	Alexander Radulov	16:05
April 17, 2019	at	Colorado	2-3	L	Mikko Rantanen	10:23
April 13, 2019	vs.	Colorado	2-3	L	Nathan MacKinnon	8:27
April 17, 2017	vs.	Anaheim	4-5	L	Corey Perry	1:30
May 10, 2015	at	Anaheim	2-3	L	Corey Perry	2:26
May 5, 2015	vs.	Anaheim	4-3	W	Mikael Backlund	4:24
April 16, 2009	at	Chicago	2-3	L	Martin Havlat	0:12
April 22, 2007	vs.	Detroit	1-2	L	Johan Franzen	24:23
April 27, 2006	at	Anaheim	2-3	L	Sean O'Donnell	1:36
April 21, 2006	vs.	Anaheim	2-1	W	Darren McCarty	9:45
June 5, 2004	vs.	Tampa Bay	2-3	L	Martin St. Louis	20:33
June 3, 2004	at	Tampa Bay	3-2	W	Oleg Saprykin	14:40
May 9, 2004	at	San Jose	4-3	W	Steve Montador	18:43
May 3, 2004	vs.	Detroit	1-0	W	Martin Gelinas	19:13
April 22, 2004	at	Detroit	2-1	W	Marcus Nilson	2:39
April 19, 2004	at	Vancouver	3-2	W	Martin Gelinas	1:25
April 17, 2004	vs.	Vancouver	4-5	L	Brendan Morrison	42:28
April 23, 1996	vs.	Chicago	1-2	L	Joe Murphy	50:02
May 19, 1995	vs.	San Jose	4-5	L	Ray Whitney	21:54
May 9, 1995	vs.	San Jose	4-5	L	Ulf Dahlen	12:21
April 30, 1994	vs.	Vancouver	3-4	L	Pavel Bure	22:20
April 28, 1994	at	Vancouver	2-3	L	Trevor Linden	16:43
April 26, 1994	vs.	Vancouver	1-2	L	Geoff Courtnall	7:15
April 16, 1991	vs.	Edmonton	4-5	L	Esa Tikkanen	6:58
April 14, 1991	at	Edmonton	2-1	W	Theoren Fleury	4:40
April 14, 1990	at	Los Angeles	3-4	L	Mike Krushelnyski	23:14
April 8, 1990	at	Los Angeles	1-2	L	Tony Granato	8:37
May 19, 1989	at	Montreal	3-4	L	Ryan Walter	38:08
May 8, 1989	at	Chicago	2-1	W	Al MacInnis	15:05
April 18, 1989	vs.	Los Angeles	4-3	W	Doug Gilmour	7:47
April 15, 1989	vs.	Vancouver	4-3	W	Joel Otto	19:21
April 5, 1989	vs.	Vancouver	3-4	W	Paul Reinhart	2:47
April 15, 1988	vs.	Edmonton	4-5	L	Wayne Gretzky	7:54
April 11, 1987	at	Winnipeg	3-2	W	Mike Bullard	3:53
May 18, 1986	vs.	Montreal	2-3	L	Brian Skrudland	0:09
May 12, 1986	at	St. Louis	5-6	L	Doug Wickenheiser	7:30
April 20, 1986	at	Edmonton	5-6	L	Glenn Anderson	1:04
April 12, 1986	at	Winnipeg	4-3	W	Lanny McDonald	8:25
April 10, 1985	at	Winnipeg	4-5	L	Brian Mullen	7:56
April 20, 1984	vs.	Edmonton	5-4	W	Lanny McDonald	1:04
April 13, 1984	at	Edmonton	6-5	W	Carey Wilson	3:42
April 10, 1983	at	Vancouver	4-3	W	Greg Meredith	1:06
April 6, 1983	vs.	Vancouver	4-3	W	Eddy Beers	12:27
April 8, 1982	at	Vancouver	1-2	L	Dave Williams	14:20
April 11, 1981	at	Chicago	5-4	W	Willi Plett	35:17
April 8, 1980	at	NY Rangers	1-2	L	Steve Vickers	0:33
April 14, 1974	vs.	Philadelphia	3-4	L	Dave Schultz	5:40

	GP	W	L		GP	W	L		GP	W	L
Home	25	9	16	Road	25	11	14	Overall	50	20	30

FLAMES ALL-TIME VS OTHER TEAMS

OPPONENT	SERIES	W	L	GP	W	L	GF	GA	LAST MTG.	RND.	RESULT
Anaheim	3	0	3	16	4	12	34	50	2017	CQF	L 0-4
Chicago	4	2	2	18	9	9	53	54	2009	CQF	L 2-4
Colorado	1	0	1	5	1	4	11	17	2019	CQF	L 1-4
Dallas	2	0	2	11	3	8	28	38	2020	CQF	L 2-4
Detroit	3	1	2	14	6	8	26	38	2007	CQF	L 4-2
Edmonton	5	1	4	30	11	19	96	132	1991	DSF	L 3-4
Los Angeles	6	2	4	26	13	13	102	105	1993	DSF	L 2-4
Montreal	2	1	1	11	5	6	32	31	1989	F	W 4-2
NY Rangers	1	0	1	4	1	3	8	14	1980	PRE	L 1-3
Philadelphia	2	1	1	11	4	7	28	43	1981	QF	W 4-3
Phoenix	3	1	2	13	6	7	43	45	1987	DSF	L 2-4
St. Louis	1	1	0	7	4	3	28	22	1986	CF	W 4-3
San Jose	3	1	2	20	10	10	68	57	2008	CQF	L 4-3
Tampa Bay	1	0	1	7	3	4	14	13	2004	F	L 3-4
Toronto	1	0	1	2	0	2	5	9	1979	PRE	L 0-2
Vancouver	7	5	2	38	21	17	119	110	2015	CQF	W 4-2
Winnipeg	1	1	0	4	3	1	16	6	2020	QR	W 3-1
TOTALS	**46**	**17**	**29**	**238**	**103**	**130**	**719**	**778**	**-**	**-**	**-**

FLAMES ALL-TIME SERIES RECORD VS OTHER TEAMS

OPPONENT	YEAR	SERIES	WINNER	W	L	GF	GA
Anaheim	2006	CQF	ANA	3	4	16	17
Anaheim	2015	CSF	ANA	1	4	9	19
Anaheim	2017	CQF	ANA	0	4	9	14
Chicago	1981	PRE	CGY	3	0	15	9
Chicago	1989	CF	CGY	4	1	15	8
Chicago	1996	CQF	CHI	0	4	7	16
Chicago	2009	CQF	CHI	2	4	16	21
Colorado	2019	CQF	COL	1	4	11	17
Dallas	2020	CQF	DAL	2	4	17	21
Detroit	1978	PRE	DET	0	2	5	8
Detroit	2004	CSF	CGY	4	2	11	12
Detroit	2007	CQF	DET	2	4	10	18
Edmonton	1983	DF	EDM	1	4	13	35
Edmonton	1984	DF	EDM	3	4	27	33
Edmonton	1986	DF	CGY	4	3	25	24
Edmonton	1988	DF	EDM	0	4	11	18
Edmonton	1991	DSF	EDM	3	4	20	22
Los Angeles	1976	PRE	LAK	0	2	1	3
Los Angeles	1977	PRE	LAK	1	2	7	11
Los Angeles	1988	DSF	CGY	4	1	30	18
Los Angeles	1989	DF	CGY	4	0	22	11
Los Angeles	1990	DSF	LAK	2	4	24	29
Los Angeles	1993	DSF	LAK	2	4	28	33
Minnesota	1981	SF	MIN	2	4	18	25
Montreal	1986	F	MTL	1	4	13	15
Montreal	1989	F	CGY	4	2	19	16
NY Rangers	1980	PRE	NYR	1	3	8	14
Philadelphia	1974	QF	PHI	0	4	6	17
Philadelphia	1981	QF	CGY	4	3	22	26
St. Louis	1986	CF	CGY	4	3	28	22
San Jose	1995	CQF	SJS	3	4	35	26
San Jose	2004	CF	CGY	4	2	16	12
San Jose	2008	CQF	SJS	3	4	17	19
Tampa Bay	2004	F	TBL	3	4	14	13
Toronto	1979	PRE	TOR	0	2	5	9
Vancouver	1982	DSF	VAN	0	3	5	10
Vancouver	1983	DSF	CGY	3	1	17	14
Vancouver	1984	DSF	CGY	3	1	14	13
Vancouver	1989	DSF	CGY	4	3	26	20
Vancouver	1994	CQF	VAN	3	4	20	23
Vancouver	2004	CQF	CGY	4	3	19	16
Vancouver	2015	CQF	CGY	4	2	18	14
Winnipeg	1985	DSF	WPG	1	3	13	15
Winnipeg	1986	DSF	CGY	3	0	15	8
Winnipeg	1987	DSF	WPG	2	4	15	22
Winnipeg	2020	QR	CGY	3	1	16	6

FLAMES ALL-TIME PLAYOFF LEADERS

GOALS

Mullen	35
Nieuwendyk	32
Fleury	29
Iginla	28
Loob	26
MacInnis	25
McDonald	24
Otto	23
Reinhart	21
Gilmour	15
Peplinski	15

ASSISTS

MacInnis	77
Reinhart	51
Otto	38
Fleury	33
Suter	33
Peplinski	31
Roberts	30
Loob	28
Nieuwendyk	28
Chouinard	26

POINTS

MacInnis	102
Reinhart	72
Fleury	62
Otto	61
Nieuwendyk	60
Mullen	55
Loob	54
Iginla	49
McDonald	47
Peplinski	46

PENALTY MINUTES

Peplinski	382
Hunter, T	352
Roberts	216
Plett	191
Otto	188
MacInnis	153
Baxter	120
Sheehy	104
McDonald	98
Fleury	96

GAMES PLAYED

Peplinski	99
MacInnis	95
Otto	87
Hunter, T	86
Macoun	84
Vernon (G)	81
Reinhart	76
Loob	73
Patterson	72
McDonald	72
Nieuwendyk	66
Mullen	61
Fleury	59
Roberts	58
Iginla	54
Kiprusoff (G)	54
Risebrough	50
Suter	49
Conroy	45
Yelle	43
Regehr	41
Chouinard	41

FLAMES CAREER PLAYOFF POINT LEADERS

PLAYER	GP	G	A	PTS	PIM
MacInnis	95	25	77	102	153
Reinhart	76	21	51	72	38
Fleury	59	29	33	62	96
Otto	87	23	38	61	188
Nieuwendyk	66	32	28	60	36
Mullen	61	35	20	55	18
Loob	73	26	28	54	16
Iginla	54	28	21	49	70
McDonald	72	24	23	47	98
Peplinski	99	15	31	46	382
Roberts	58	13	30	43	216
Suter	49	6	33	39	68
Chouinard	41	9	26	35	12
Gilmour	35	15	13	28	28
Nilsson	33	4	24	28	8
Patterson	72	11	16	27	55
Risebrough	50	10	17	27	95
Macoun	84	6	19	25	87
Quinn, D	29	11	12	23	14
Tonelli	31	9	14	23	61
Conroy	45	7	15	22	28
Monahan	30	10	11	21	4
Bennett, S	30	11	8	19	38
Gaudreau	30	8	11	19	8
Reichel	26	5	14	19	6
Plett	27	12	6	18	191
Houston	31	9	9	18	62
Langkow	26	6	12	18	12
MacMillan, B	24	8	9	17	16
Russell	34	3	13	16	70
Ramage	29	2	14	16	47
Gelinas	26	8	7	15	35
Brodie	30	4	11	15	14
Regehr	41	3	12	15	28

PLAYER	GP	G	A	PTS	PIM
Backlund	30	7	7	14	24
Bozek	31	7	7	14	53
Titov	18	7	6	13	14
Lever	20	5	8	13	20
Stern	31	6	6	12	85
Wilson, C	32	6	6	12	10
Phaneuf	25	5	7	12	22
Hunter, T	86	5	7	12	352
Huselius	20	2	10	12	14
Leopold	39	0	12	12	18
Vail	20	5	6	11	6
Konroyd	24	4	7	11	40
Nilson	34	4	7	11	14
Eaves	19	5	5	10	10
Donovan	31	5	5	10	39
Sullivan	18	4	6	10	10
Beers	22	4	6	10	39
Nattress	38	4	6	10	22
Lombardi	33	2	8	10	10
McCrimmon	37	2	8	10	60
Yelle	43	6	3	9	32
Bridgman	12	5	4	9	47
Bullard	12	4	5	9	8
Murzyn	32	4	5	9	35
LaVallee	19	3	6	9	15
Ranheim	19	3	6	9	2
Housley	7	0	9	9	0
Simon	22	5	3	8	81
Hudler	11	4	4	8	2
Andersson	15	4	4	8	8
Nieminen	24	4	4	8	55
Lindholm	15	3	5	8	6
Tanguay	13	1	7	8	12
Eloranta	21	1	7	8	19

FLAMES CAREER PLAYOFF POINT LEADERS

PLAYER	GP	G	A	PTS	PIM
Zalapski	18	0	8	8	16
Kisio	14	3	4	7	27
MacLellan	28	3	4	7	27
Russell, K	11	2	5	7	7
Lysiak	11	2	5	7	12
Berezan	20	2	5	7	30
Rautakallio	23	2	5	7	8
Murdoch	25	2	5	7	42
Makarov	9	1	6	7	0
Giordano	23	1	6	7	14
Wideman	11	0	7	7	12
Ference	33	0	7	7	37
Kruse	17	4	2	6	28
Moss	17	4	2	6	4
Chiasson	11	3	3	6	9
Mangiapane	15	3	3	6	6
Clark	26	3	3	6	30
Saprykin	26	3	3	6	14
Clement	32	3	3	6	14
Aucoin	13	2	4	6	6
Lucic	10	1	5	6	17
Nylander	13	0	6	6	2
Marsh	22	0	6	6	27
Dube	10	4	1	5	2
Kennedy	10	4	1	5	18
Nolan	7	3	2	5	2
Ferland	9	3	2	5	23
Rieder	10	3	2	5	0
Jackson	14	3	2	5	6
Tkachuk	15	3	2	5	32
Yawney	19	3	2	5	26
Hislop	28	3	2	5	11
Jokinen	6	2	3	5	4
Jones, D	11	2	3	5	2
Hanifin	15	0	5	5	4
Meredith	5	3	1	4	4
Dahlquist	7	3	1	4	4
Gould, B	11	3	1	4	4
Romanchych	7	2	2	4	4
Hunter, M	10	2	2	4	23
Amonte	13	2	2	4	10
Holt	13	2	2	4	52
Nystrom	13	2	2	4	2
Versteeg	4	1	3	4	4
Stajan	14	1	3	4	21
Musil	25	1	3	4	21
Gustafsson	10	0	4	4	2
Baxter	30	0	4	4	120
Paslawski	6	3	0	3	0
Walz	7	3	0	3	2
Hull	6	2	1	3	0
Comeau	9	2	1	3	8
Cammalleri	6	1	2	3	2
Colborne	11	1	2	3	20
Primeau	13	1	2	3	18
Kromm	14	1	2	3	13
Ryan	15	1	2	3	2
Montador	20	1	2	3	6
Unger	4	0	3	3	2

PLAYER	GP	G	A	PTS	PIM
Mulhern	5	0	3	3	5
Ashton	6	0	3	3	2
Glencross	6	0	3	3	12
Skrudland	6	0	3	3	12
Hamrlik	13	0	3	3	10
Johnson	17	0	3	3	64
Lemelin (G)	31	0	3	3	0
Vernon (G)	81	0	3	3	18
Lalonde	3	2	0	2	0
Pronovost	6	2	0	2	2
McCarty	7	2	0	2	15
Bollig	11	2	0	2	38
Oliwa	20	2	0	2	6
Stillman	2	1	1	2	0
Lemieux, J	4	1	1	2	0
Bertuzzi	6	1	1	2	8
Bennett	9	1	1	2	45
Dunn	9	1	1	2	8
Forbort	10	1	1	2	2
Kobasew	33	1	1	2	24
Boldirev	2	0	2	2	2
Ecclestone	4	0	2	2	6
Brouwer	4	0	2	2	0
Pardy	6	0	2	2	5
Raymond	8	0	2	2	0
Manery	9	0	2	2	4
Sarich	12	0	2	2	8
Dahl	16	0	2	2	12
Patrick	16	0	2	2	8
Commodore	20	0	2	2	19
Sheehy	32	0	2	2	104
Dwyer	1	1	0	1	0
Coxe	2	1	0	1	16
Redmond	2	1	0	1	0
Korn	4	1	0	1	12
Murray	4	1	0	1	2
Stone	4	1	0	1	0
Bourque	5	1	0	1	22
Boyd	5	1	0	1	0
Gibbs	5	1	0	1	4
Jalonen	5	1	0	1	0
Zyuzin	5	1	0	1	2
Labraaten	8	1	0	1	4
Fox	2	0	1	1	8
Ingarfield	2	0	1	1	0
Lindberg	2	0	1	1	2
Phillipoff	2	0	1	1	2
Rota	2	0	1	1	26
Tambellini	2	0	1	1	0
Valimaki	2	0	1	1	0
Evason	3	0	1	1	0
Granlund	3	0	1	1	0
Quine	3	0	1	1	0
Hamilton, D	4	0	1	1	8
Guy	4	0	1	1	23
Hextall	4	0	1	1	16
Huscroft	4	0	1	1	4
Ribble	4	0	1	1	8
Simpson	4	0	1	1	2

FLAMES CAREER PLAYOFF POINT LEADERS CONTINUED

PLAYER	GP	G	A	PTS	PIM
Eriksson	5	0	1	1	2
Johansson	5	0	1	1	2
Matteau	5	0	1	1	0
Smith (G)	5	0	1	1	4
Berube	6	0	1	1	21
Gauthier	6	0	1	1	4
Lundmark	6	0	1	1	7
Lydman	6	0	1	1	2
Stuart	6	0	1	1	6
Churla	7	0	1	1	17
Quinn, P	7	0	1	1	8
Kea	8	0	1	1	9
Frolik	9	0	1	1	2
Keczmer	10	0	1	1	6
Engelland	11	0	1	1	50
Fotiu	11	0	1	1	34
Hrdina	11	0	1	1	2
Schlemko	11	0	1	1	2
Shand	11	0	1	1	57
Vandermeer	13	0	1	1	8
Bourgeois	15	0	1	1	51
Engelland	15	0	1	1	52
McCarthy	17	0	1	1	61
Warrener	37	0	1	1	30
Kiprusoff (G)	52	0	1	1	6
Bolduc	1	0	0	0	0
Bradley	1	0	0	0	0
Carr	1	0	0	0	0
Christoff	1	0	0	0	0
Courteau	1	0	0	0	0
Czarnik	1	0	0	0	0
Glynn	1	0	0	0	0
Hamilton, F	1	0	0	0	0
Hlushko	1	0	0	0	2
Hulse	1	0	0	0	0
Johnson (G)	1	0	0	0	0
Lazar	1	0	0	0	0
MacDonald	1	0	0	0	0
McElhinney (G)	1	0	0	0	0
McLennan (G)	1	0	0	0	12
Priakin	1	0	0	0	0
Rittich (G)	1	0	0	0	0
Robinson	1	0	0	0	0
Sabourin	1	0	0	0	0
Shore	1	0	0	0	2
Torgajev	1	0	0	0	0
Turek (G)	1	0	0	0	0
Wilson, B	1	0	0	0	0
Wolf	1	0	0	0	0
Zaharko	1	0	0	0	0
Bouma	2	0	0	0	2
Carriere	2	0	0	0	2
Evans	2	0	0	0	0
Flett	2	0	0	0	0
Hilliard	2	0	0	0	0
Joseph (G)	2	0	0	0	0
Kryskow	2	0	0	0	2
Lapointe	2	0	0	0	0
Lemieux, R	2	0	0	0	0
Potter	2	0	0	0	0
Roy	2	0	0	0	0
Seiling	2	0	0	0	0
St. Sauveur	2	0	0	0	0
Sweeney, B	2	0	0	0	0
Wappel	2	0	0	0	4
Cavallini	3	0	0	0	4
Diaz	3	0	0	0	0
Fantenberg	3	0	0	0	6
Leclerc	3	0	0	0	2
McAdam	3	0	0	0	0
Albelin	4	0	0	0	0
Bartkowski	4	0	0	0	0
Brown	4	0	0	0	0
Chiasson	4	0	0	0	2
Deadmarsh	4	0	0	0	17
Elliott (G)	4	0	0	0	0
Ferland	4	0	0	0	7
Henderson	4	0	0	0	0
Leiter	4	0	0	0	2
Lemieux, J	4	0	0	0	0
McCreary	4	0	0	0	0
McDonough	4	0	0	0	2
Neal	4	0	0	0	0
Peters	4	0	0	0	0
Price	4	0	0	0	6
Reese (G)	4	0	0	0	0
Richard	4	0	0	0	2
Stewart	4	0	0	0	10
Tabaracci (G)	4	0	0	0	0
Wamsley (G)	4	0	0	0	0
Bouma	5	0	0	0	4
Fenton	5	0	0	0	2
Friesen	5	0	0	0	2
Godard	5	0	0	0	0
Hamonic	5	0	0	0	2
Hathaway	5	0	0	0	14
Myre (G)	5	0	0	0	0
Rinaldo	5	0	0	0	4
Bartel	6	0	0	0	16
Wotherspoon	6	0	0	0	0
Gould	7	0	0	0	4
Hiller (G)	7	0	0	0	0
Kyte	7	0	0	0	7
Ramo (G)	7	0	0	0	0
Hale	8	0	0	0	8
Ritchie	8	0	0	0	10
Jooris	9	0	0	0	4
Kidd (G)	9	0	0	0	0
Hindmarch	10	0	0	0	6
Jankowski	10	0	0	0	0
Lowry	10	0	0	0	6
Talbot (G)	10	0	0	0	2
Edwards (G)	11	0	0	0	0
Bouchard (G)	12	0	0	0	0
Riggin (G)	14	0	0	0	0

FLAMES CAREER PLAYOFF LEADERS – GOALTENDERS

GOALTENDER	GP	MIN	GA	EN	SO	GAA	WIN	LOSS
Vernon	81	4773	240	4	3	3.02	43	33
Kiprusoff	52	3127	122	4	6	2.34	24	26
Lemelin	31	1619	108	2	1	4.00	11	14
Riggin	14	823	47	1	0	3.43	6	7
Talbot	10	595	24	0	2	2.42	5	4
Hiller	7	322	14	0	0	2.61	3	3
Kidd	9	517	35	0	1	4.06	3	5
Edwards	11	443	34	1	0	4.60	3	3
Ramo	7	336	16	3	0	2.86	2	3
Joseph	2	79	1	0	0	0.76	1	0
Reese	4	209	17	1	0	4.88	1	3
Myre	5	305	18	1	0	3.54	1	4
Smith	5	319	17	0	1	3.20	1	4
Bouchard	12	701	42	1	0	3.59	1	11
Johnson	1	52	1	1	0	1.15	0	1
McElhinney	1	34	1	0	0	1.76	0	0
McLennan	1	1	0	0	0	0.00	0	0
Turek	1	19	0	0	0	0.00	0	0
Rittich	1	16	3	0	0	10.85	0	1
Elliott	4	185	12	0	0	3.89	0	3
Tabaracci	4	223	7	0	0	1.88	0	3
Wamsley	4	104	14	0	0	8.08	0	3

FLAMES PLAYOFF TEAM RECORDS

LONGEST STREAKS

WINNING: 6 GAMES
Game 7, 1989 Smythe Division Semi-Finals to Game 1, Campbell Conference Championships, Apr. 15 to May 2, 1989

HOME WINNING: 6 GAMES
Game 2, 1989 Smythe Division Semi-Finals to Game 1, Campbell Conference Championships, Apr. 6 to May 2, 1989

ROAD WINNING: 5 GAMES
Game 5, Western Conference Semi-Finals to Game 1, Stanley Cup Finals, May 1 to May 25, 2004

LOSING: 7 GAMES
Game 1, 1974 Quarter-Finals vs. Philadelphia to Game 1, 1977 Preliminary Round vs. Los Angeles, Apr. 9, 1974 to Apr. 5, 1977

Game 3, 1977 Preliminary Round vs. Los Angeles to Game 2, 1980 Preliminary Round vs. NY Rangers, Apr. 9, 1977 to Apr. 9, 1980

HOME LOSING: 3 GAMES
Game 3, 1974 Quarter-Finals vs. Philadelphia to Game 2, 1976 Preliminary Round vs. Los Angeles, Apr. 12, 1974 to Apr. 8, 1976

Game 4, 1986 Smythe Division Finals to Game 3, 1986 Campbell Conference Finals vs. St. Louis, Apr. 24 to May 2, 1986

ROAD LOSING: 9 GAMES
Game 1, 1974 Quarter-Finals vs. Philadelphia to Game 2, 1980 Preliminary Round vs. NY Rangers, Apr. 9, 1974 to Apr. 9, 1980

PLAYOFF YEAR – MOST

Games: 26	2004
Home Games: 12	1986, 1989, 2004
Road Games: 14	2004
Wins: 16	1989
Losses: 11	2004
Goals, For: 82	1989
Goals, Against: 69	1986
Power-play Goals, For: 28	1989
Power-play Goals, Against: 21	2004
Shorthanded Goals, For: 5	1986
Shorthanded Goals, Against: 5	1983, 1986

PLAYOFF SERIES

MOST GOALS 2 GAME SERIES: 5 (2X)
vs. Detroit, 1977 Preliminary Round
vs. Toronto, 1979 Preliminary Round

FEWEST GOALS 2 GAME SERIES: 1
vs. Los Angeles, 1976 Preliminary Round

MOST GOALS 3 GAME SERIES: 15 (2X)
vs. Chicago, 1981 Preliminary Round
vs. Winnipeg, 1986 Smythe Division Finals

FEWEST GOALS 3 GAME SERIES: 5
vs. Vancouver, 1982 Smythe Division Semi-Finals

MOST GOALS 4 GAME SERIES: 22
vs. Los Angeles, 1989 Smythe Division Finals

FEWEST GOALS 4 GAME SERIES: 6
vs. Philadelphia, 1974 Quarter-Finals

MOST GOALS 5 GAME SERIES: 30
vs. Los Angeles, 1988 Smythe Division Semi-Finals

FEWEST GOALS 5 GAME SERIES: 13 (2X)
vs. Edmonton, 1983 Smythe Division Finals vs. Montreal, 1986 Stanley Cup Finals

MOST GOALS 6 GAME SERIES: 28
vs. Los Angeles, 1993 Smythe Division Semi-Finals

FEWEST GOALS 6 GAME SERIES: 10
vs. Detroit, 2007 Western Conference Quarter-Finals

MOST GOALS 7 GAME SERIES: 36
vs. San Jose, 1995 Western Conference Quarter-Finals

FEWEST GOALS 7 GAME SERIES: 9
vs. Anaheim, 2017 Western Conference Quarter-Finals

MOST GOALS AGAINST: 35
vs. Edmonton, 1983 Smythe Division Finals

FEWEST GOALS AGAINST: 3
vs. Los Angeles, 1976 Preliminary Round

MOST GOALS AGAINST 2 GAME SERIES: 9
vs. Toronto, 1979 Preliminary Round

FEWEST GOALS AGAINST 2 GAME SERIES: 3
vs. Los Angeles, 1976 Preliminary Round

MOST GOALS AGAINST 3 GAME SERIES: 11
vs. Los Angeles, 1977 Preliminary Round

FEWEST GOALS AGAINST 3 GAME SERIES: 9
vs. Chicago, 1981 Preliminary Round

MOST GOALS AGAINST 4 GAME SERIES: 18
vs. Edmonton, 1988 Smythe Division Finals

FEWEST GOALS AGAINST 4 GAME SERIES: 11
vs. Los Angeles, 1989 Smythe Division Finals

MOST GOALS AGAINST 5 GAME SERIES: 35
vs. Edmonton, 1983 Smythe Division Finals
NHL RECORD

FEWEST GOALS AGAINST 5 GAME SERIES: 8
vs. Chicago, 1989 Campbell Conference Championship

MOST GOALS AGAINST 6 GAME SERIES: 33
vs. Los Angeles, 1993 Smythe Division Semi-Finals

FEWEST GOALS AGAINST 6 GAME SERIES: 12 (2X)
vs. Detroit, 2004 Western Conference Semi-Finals
vs. San Jose, 2004 Western Conference Finals

MOST GOALS AGAINST 7 GAME SERIES: 33
vs. Edmonton, 1984 Smythe Division Finals

FEWEST GOALS AGAINST 7 GAME SERIES: 13
vs. Tampa Bay, 2004 Stanley Cup Finals

MOST GOALS BOTH TEAMS: 62
vs. San Jose, 1995 Western Conference Quarter-Finals (Calgary 36, San Jose 26)

FEWEST GOALS BOTH TEAMS: 4
vs. Los Angeles, 1976 Preliminary Round (Calgary 1, Los Angeles 3)

MOST GOALS BOTH TEAMS 2 GAME SERIES: 14
vs. Toronto, 1979 Preliminary Round (Calgary 5, Toronto 9)

FEWEST GOALS BOTH TEAMS 2 GAME SERIES: 4
vs. Los Angeles, 1976 Preliminary Round (Calgary 1, Los Angeles 3)

MOST GOALS BOTH TEAMS 3 GAME SERIES: 24
vs. Chicago, 1981 Preliminary Round (Calgary 15, Chicago 9)

FEWEST GOALS BOTH TEAMS 3 GAME SERIES: 15
vs. Vancouver, 1982 Smythe Division Semi-Finals (Calgary 5, Vancouver 10)

MOST GOALS BOTH TEAMS 4 GAME SERIES: 33
vs. Los Angeles, 1989 Smythe Division Semi-Finals (Calgary, Los Angeles 11)

FEWEST GOALS BOTH TEAMS 4 GAME SERIES: 22 (2X)
vs. NY Rangers, 1980 Preliminary Round (Calgary 8, Rangers 14)

vs. Winnipeg, 2020 Qualifying Round (Calgary 16, Winnipeg 6)

MOST GOALS BOTH TEAMS 5 GAME SERIES: 48 (2X)
vs. Edmonton, 1983 Smythe Division Finals (Calgary 13, Edmonton 35)
vs. Los Angeles, 1988 Smythe Division Semi-Finals (Calgary 30, Los Angeles 18)

FEWEST GOALS BOTH TEAMS 5 GAME SERIES: 23
vs. Chicago, 1989 Campbell Conference Championship (Calgary 15, Chicago 8)

MOST GOALS BOTH TEAMS 6 GAME SERIES: 61
vs. Los Angeles, 1993 Smythe Division Semi-Finals (Calgary 28, Los Angeles 33)

FEWEST GOALS BOTH TEAMS 6 GAME SERIES: 23
vs. Detroit, 2004 Western Conference Semi-Finals (Calgary 11, Detroit 12)

MOST GOALS BOTH TEAMS 7 GAME SERIES: 62
vs. San Jose, 1995 Western Conference Quarter-Finals (Calgary 36, San Jose 26)
NHL RECORD

FLAMES PLAYOFF TEAM RECORDS CONTINUED

PLAYOFF SERIES

FEWEST GOALS BOTH TEAMS 7 GAME SERIES: 23
vs. Anaheim, 2017 Western Conference Quarter-Finals (Calgary 9, Anaheim 14)

MOST POWER-PLAY GOALS FOR: 13
vs. St. Louis, 1986 Campbell Conference Finals

MOST POWER-PLAY GOALS AGAINST: 10
vs. Los Angeles, 1990 Smythe Division Semi-Finals

MOST POWER-PLAY GOALS BOTH TEAMS: 18
vs. St. Louis, 1986 Campbell Conference Finals (Calgary 13, St. Louis 5)

MOST SHORTHANDED GOALS FOR: 6
vs. San Jose, 1995 Western Conference Quarter-Finals
TIES NHL RECORD

MOST SHORTHANDED GOALS AGAINST: 5
vs. Edmonton, 1983 Smythe Division Finals

MOST SHORTHANDED GOALS BOTH TEAMS: 7
vs. Edmonton, 1983 Smythe Division Finals (Calgary 2, Edmonton 5)

TIES NHL RECORD

MOST SHUTOUTS FOR: 2 (2X)
vs. Vancouver, 1989 Smythe Division Semi-Finals, Apr 8, 1989 (Vernon); Apr. 11, 1989 (Vernon)

vs. Detroit, 2004 Western Conference Semi-Finals, May 1, 2004 (Kiprusoff); May 8, 2004 (Kiprusoff)

MOST SHUTOUTS AGAINST: 1 (11X)
vs. Los Angeles, 1976 Preliminary Round, Apr. 8, 1976 (Vachon)

vs. Philidelphia, 1981 Quarter-Finals, Apr. 16, 1981 (St. Croix)

vs. Vancouver, 1984 Smythe Division SF, Apr. 7, 1984 (Brodeur)

vs. Montreal, 1986 Stanley Cup Finals, May 22, 1986 (Roy)

vs. Vancouver, 1994 Western Conference QF, Apr. 18, 1994 (McLean)

vs. Chicago, 1996 Western Conference QF, Apr. 19, 1996, (Belfour)

vs. San Jose, 2004 Western Conference SF, May 13, 2004, (Nabokov)

vs. Tampa Bay, 2004 Stanley Cup Finals, May 31, 2004, (Khabibulin)

vs. Anaheim, 2006 Western Conference QF, May 3, 2006 (Bryzgalov)

vs. San Jose, 2008 Western Conference QF, Apr. 10, 2008 (Nabokov)

vs. Anaheim, 2015 Western Conference SF, May 3, 2015 (Andersen)

PLAYOFF GAME

MOST GOALS: 9 (3X)
Apr. 6, 1988 vs. Los Angeles, 9-2
Apr. 21, 1993 vs. Los Angeles, 9-4
May 11, 1995 at San Jose, 9-2

MOST GOALS AT HOME: 9 (2X)
Apr. 6, 1988 vs. Los Angeles, 9-2
Apr. 21, 1993 vs. Los Angeles, 9-4

MOST GOALS ON ROAD: 9
May 11, 1995 at San Jose, 9-2

MOST GOALS AGAINST: 12
Apr. 10, 1990 at Los Angeles, 4-12

MOST GOALS AGAINST AT HOME: 10
Apr. 17, 1983 vs. Edmonton, 2-10

MOST GOALS AGAINST ON ROAD: 12
Apr. 10, 1990 at Los Angeles, 4-12

MOST DECISIVE WIN: 7 GOALS (2X)
Apr. 6, 1988 vs. Los Angeles, 9-2
May 11, 1995 at San Jose, 9-2

MOST DECISIVE WIN AT HOME: 7 GOALS
Apr. 6, 1988 vs. Los Angeles, 9-2

MOST DECISIVE WIN ON ROAD: 7 GOALS
May 11, 1995 at San Jose, 9-2

MOST DECISIVE LOSS: 8 GOALS (3X)
Apr. 17, 1983 vs. Edmonton, 2-10
Apr. 20, 1983 at Edmonton, 1-9
Apr. 10, 1990 at Los Angeles, 4-12

MOST DECISIVE LOSS AT HOME: 8 GOALS
Apr. 17, 1983 vs. Edmonton, 2-10

MOST DECISIVE LOSS ON ROAD: 8 GOALS (2X)
Apr. 20, 1983 at Edmonton, 1-9
Apr. 10, 1990 at Los Angeles, 4-12

MOST POWER-PLAY GOALS FOR: 4 (2X)
May 4, 1986 vs. St. Louis, 8-2
Apr. 20, 1994 vs. Vancouver, 7-5

MOST POWER-PLAY GOALS AGAINST: 4 (2X)
Apr. 9, 1989 at Vancouver, 3-5
Apr. 7, 2004 at Vancouver, 3-5

MOST POWER-PLAY GOALS, BOTH TEAMS: 7
Apr. 9, 1989 at Vancouver, 3-5, Calgary 3, Vancouver 4

MOST SHORTHANDED GOALS FOR: 2 (2X)
Apr. 6, 1990 vs. Los Angeles, 8-5
May 11, 1995 at San Jose, 9-2

MOST SHORTHANDED GOALS AGAINST: 3 (2X)
Apr. 17, 1983 vs. Edmonton, 2-10
Apr. 21, 2007 at Detroit, 1-5
TIES NHL RECORD

FASTEST OPENING GOAL FOR: 0:19
Aug. 13, 2020 at Dallas*, 4-5, Dillon Dube

FASTEST OPENING GOAL AGAINST: 0:08
Apr. 7, 1982 at Vancouver, 1-2,Stan Smyl

FASTEST TWO GOALS FOR: 0:14
Apr. 11, 2019 vs. Colorado, 4-0, 3rd period, Backlund (17:01) and Tkachuk (17:15)

FASTEST TWO GOALS AGAINST: 0:08
Apr. 14, 1983 at Edmonton, 3-6, 3rd period, Messier (2:00) and Hughes (2:08)

FASTEST TWO GOALS BOTH TEAMS: 0:15 (2X)
Apr. 17, 1983 vs. Edmonton, 2-10, 1st period, Gretzky (13:42) and Reinhart (13:57)

Apr. 15, 2019 at Colorado, 2-6, 3rd period, E.Johnson (0:54) and Brodie (1:09)

FASTEST THREE GOALS FOR: 3:14
Apr. 21, 1993 vs. Los Angeles, 9-4, 3rd period, Reichel (7:23), Paslawski (8:14), and Fleury (10:37)

FASTEST THREE GOALS AGAINST: 0:23
Apr. 12, 1979 at Toronto, 4-7, 1st period, Sittler (4:04 & 4:16) and Ellis (4:27)
NHL RECORD

FASTEST THREE GOALS BOTH TEAMS: 0:55
Apr. 17, 1983 vs. Edmonton, 2-10, 1st period, Gretzky (13:42), Reinhart (13:57) and Gretzky (14:37)

MOST PENALTY MINUTES FOR: 110
Apr. 10, 1979 vs. Toronto

MOST PENALTY MINUTES AGAINST: 110
Apr. 24, 1986 vs. Edmonton

MOST PENALTY MINUTES BOTH TEAMS: 219
Apr. 10, 1979 vs. Toronto

FEWEST PENALTY MINUTES FOR: 2
Apr. 17, 2017 vs. Anaheim

FEWEST PENALTY MINUTES AGAINST: 2 (3X)
May 19, 1995 vs. San Jose (2 OT)
Apr. 22, 2009 vs. Chicago
Apr. 15, 2015 vs. Vancouver

FEWEST PENALTY MINUTES BOTH TEAMS: 6
May 19, 1995 vs. San Jose (2 OT), (Flames 4, San Jose 2)

MOST SHOTS ON GOAL FOR: 60
May 19, 1995 vs. San Jose, 4-5 (2 OT)

MOST SHOTS ON GOAL AGAINST: 65
Apr. 11, 1981 at Chicago, 5-4 OT
Apr. 6, 1988 vs. Los Angeles, 9-2

MOST SHOTS ON GOAL BOTH TEAMS: 113
Apr. 11, 1981 at Chicago, 5-4 OT, (Calgary 48, Chicago 65)

FEWEST SHOTS ON GOAL FOR: 10
Apr. 15, 2008 vs. San Jose, 2-3

FEWEST SHOTS ON GOAL AGAINST: 15
Jun. 7, 2004 at Tampa Bay, 1-2

FEWEST SHOTS ON GOAL BOTH TEAMS: 32
Jun. 7, 2004 at Tampa Bay, 1-2

FLAMES PLAYOFF TEAM RECORDS CONTINUED

PLAYOFF PERIOD

MOST GOALS FOR: 5
Apr. 21, 1993 vs. Los Angeles,

MOST GOALS AGAINST: 5 (4X)
Apr. 22, 1981 at Philadelphia, 4-9, 1st period
Apr. 20, 1983 at Edmonton, 1-9, 2nd period
Apr. 10, 1990 at Los Angeles, 4-12, 2nd period
Aug. 20, 2020 vs. Dallas, 3-7, 2nd period

MOST GOALS BOTH TEAMS: 9
Apr. 10, 1990 at Los Angeles, 4-12, 2nd period, Calgary 4, Los Angeles 5

MOST SHOTS FOR: 22
Apr. 6, 1988 vs. Los Angeles, 9-2, 1st period, 4 goals

MOST SHOTS AGAINST: 27
Apr. 10, 2008 at San Jose, 0-2, 2nd period, 2 goals

MOST SHOTS BOTH TEAMS: 36
Apr. 28, 1981 vs. Minnesota, 1-4, 2nd period, Calgary 18 shots, 1 goal, Minnesota 18 shots, 2 goals

FEWEST SHOTS FOR: 2 (7X)
Apr. 17, 1981 at Philadelphia, 5-4, 3rd period, no goals
May 14, 1986 vs. St. Louis, 2-1, 3rd period, no goals
May 22, 1986 at Montreal, 0-1, 2nd period, no goals
May 6, 1989 at Chicago, 5-2, 3rd period, two goals
Apr. 15, 2004 at Vancouver, 2-1, 3rd period, one goal
May 29, 2004 vs. Tampa Bay, 3-0, 1st period, no goals
Apr. 15, 2008 vs. San Jose, 2-3, 1st period, no goals

FEWEST SHOTS AGAINST: 2 (3X)
Apr. 7, 1977 vs. Los Angeles, 3-2, 2nd period, 1 goal
Apr. 7, 1988 vs. Los Angeles, 6-4, 3rd period, 1 goal
Apr. 28, 1994 at Vancouver, 2-3 OT, 3rd period, no goals

FEWEST SHOTS BOTH TEAMS: 7
May 29, 2004 vs. Tampa Bay, 3-0, 1st period, Calgary 2 shots, 0 goals, Tampa Bay 5 shots, 0 goals

MOST POWER-PLAY GOALS FOR: 3 (3X)
May 4, 1986 vs. St. Louis, 8-2, 3rd period, Patterson, Quinn, MacInnis
May 12, 1986 at St. Louis, 5-6 OT, 2nd period, Quinn (2), Tonelli
Apr. 9, 1989 at Vancouver, 3-5, 3rd period, Otto, Fleury, Nieuwendyk

MOST POWER-PLAY GOALS AGAINST: 3
Apr. 11, 1978 vs. Detroit, 3-5, 1st period

MOST POWER-PLAY GOALS BOTH TEAMS: 5
Apr. 9, 1989 at Vancouver, 3-5, 3rd period, Flames (Otto, Fleury, Nieuwendyk), Vancouver (Reinhart, Nordmark)

MOST SHORTHANDED GOALS FOR: 2
May 11, 1995 at San Jose, 9-2, 1st period, Mike Sullivan and Ron Stern

MOST SHORTHANDED GOALS AGAINST: 2 (2X)
Apr. 14, 1985 vs. Winnipeg, 3-5, 2nd period, Smail, Boschman
Apr. 21, 2007 at Detroit, 1-5, 2nd period, Cleary (SH PS), Chelios

MOST SHORTHANDED GOALS BOTH TEAMS: 2 (4X)
Apr. 14, 1983 at Edmonton, 3-6, 3rd period (Flames, Reinhart - Edmonton, Messier)
Apr. 14, 1985 vs. Winnipeg, 3-5, 2nd period (Winnipeg Smail, Boschman)
May 11, 1995 at San Jose, 9-2, 1st period, Mike Sullivan and Ron Stern
Apr. 21, 2007 at Detroit, 1-5, 2nd period, Cleary (SH PS), Chelios

MOST PENALTY MINUTES FOR: 94
Apr. 10, 1979 vs. Toronto, 1-2, 2nd period

MOST PENALTY MINUTES AGAINST: 87
Apr. 10, 1979 vs. Toronto, 1-2, 2nd period

MOST PENALTY MINUTES BOTH TEAMS: 181
Apr. 10, 1979 vs. Toronto, 1-2, 2nd period (Calgary 94, Toronto 87)

OVERTIME

MOST OVERTIME GAMES PLAYOFF YEAR: 7
2004
Apr. 17, vs. Vancouver, 4-5 (3 OT), Morrison
Apr. 19, vs. Vancouver, 3-2, Gelinas
Apr. 22, at Detroit, 2-1, Gelinas
May 3, vs. Detroit, 1-0, Gelinas
May 9, at San Jose, 4-3, Montador
Jun. 3, at Tampa Bay, 3-2, Saprykin
Jun. 5, vs. Tampa Bay, 2-3 (2 OT), St. Louis

MOST OVERTIME WINS PLAYOFF YEAR: 5
2004
Apr. 19, vs. Vancouver, 3-2, Gelinas
Apr. 22, at Detroit, 2-1, Gelinas
May 3, vs. Detroit, 1-0, Gelinas
May 9, at San Jose, 4-3, Montador
Jun. 3, at Tampa Bay, 3-2, Saprykin

MOST OVERTIME LOSSES PLAYOFF YEAR: 3 (2X)
1986
Apr. 20, at Edmonton, 5-6, Anderson
May 12, at St. Louis, 5-6, Wickenheiser
May 18, vs. Montreal, 2-3, Skrudland

OVERTIME CONTINUED

1994
Apr. 26, vs. Vancouver, 1-2, G Courtnall
Apr. 28, at Vancouver, 2-3, Linden
Apr. 30, vs. Vancouver, 3-4, Bure

LONGEST OVERTIME GAME: 50:02 OT
Apr. 23, 1996 vs. Chicago, 1-2, Joe Murphy

LONGEST OVERTIME GAME AT HOME: 50:02 OT
Apr. 23, 1996 vs. Chicago, 1-2, Joe Murphy

LONGEST OVERTIME GAME ON ROAD: 38:08 OT
May 19, 1989 at Montreal, 3-4, Ryan Walter

SHORTEST OVERTIME GAME: 0:09 OT
May 18, 1986 vs. Montreal, 2-3, Brian Skrudland
NHL RECORD

SHORTEST OVERTIME GAME AT HOME: 0:09 OT
May 18, 1986 vs. Montreal, 2-3, Brian Skrudland
NHL RECORD

SHORTEST OVERTIME GAME ON ROAD: 0:12 OT
Apr. 16, 2009 at Chicago, 2-3, Martin Havlat

20 MINUTE OVERTIME

MOST SHOTS FOR: 17
May 19, 1995 vs. San Jose, 4-5 (2 OT), 1st OT period

MOST SHOTS AGAINST: 17
Apr. 22, 2007 vs. Detroit, 1-2, 1st OT period

MOST SHOTS BOTH TEAMS: 25
Apr. 11, 1981 at Chicago, 5-4,1st OT period
May 19, 1995 vs. San Jose, 4-5 (2 OT), 1st OT period

OTHER OVERTIME

MOST SHOTS FOR: 11 (3X)
Apr. 11, 1981 at Chicago, 5-4, 2nd OT
Apr. 15, 1989 vs. Vancouver, 4-3,1st OT
May 3, 2004 vs. Detroit, 1-0, 1st OT

MOST SHOTS AGAINST: 12 (3X)
May 3, 2004 vs. Detroit, 1-0, 1st OT
May 9, 2004 at San Jose, 4-3, 1st OT
Aug. 16, 2020 vs. Dallas, 4-5, 1st OT

MOST SHOTS BOTH TEAMS: 22
Apr. 15, 1989 vs. Vancouver, 4-3, 1st OT, Calgary 11, Vancouver 11

FEWEST SHOTS FOR: 0 (8X)
Apr. 8, 1980 at NY Rangers, 1-2, 1st OT
Apr. 20, 1986 at Edmonton, 5-6, 1st OT
May 18, 1986 vs. Montreal, 2-3, 1st OT
Apr. 17, 2004 vs. Vancouver, 4-5, 3rd OT
Jun. 5, 2004 vs. Tampa Bay, 2-3, 2nd OT
Apr. 27, 2006 vs. Anaheim, 2-3, 1st OT
Apr. 22, 2009 vs. Chicago, 2-3, 1st OT
Apr. 17, 2017 vs. Anaheim, 4-5, 1st OT

FLAMES PLAYOFF TEAM RECORDS CONTINUED

OTHER OVERTIME CONTINUED

FEWEST SHOTS AGAINST: 0 (4X)
Apr. 10, 1983 at Vancouver, 4-3, 1st OT
Apr. 13, 1984 at Edmonton, 6-5, 1st OT
Apr. 20, 1984 vs. Edmonton, 5-4, 1st OT
Apr. 19, 2004 at Vancouver, 3-2, 1st OT

FEWEST SHOTS BOTH TEAMS: 1 (6X)
Apr. 20, 1984 vs. Edmonton, 5-4,
1st OT period, Calgary 1, Edmonton 0
Apr. 20, 1986 at Edmonton, 5-6,
1st OT period, Calgary 0, Edmonton 1
Apr. 17, 2017 vs. Anaheim, 4-5
1st OT period, Calgary 0, Anaheim 1
May 18, 1986 vs. Montreal, 2-3,
1st OT period, Calgary 0, Montreal 1
Apr. 27, 2006 vs. Anaheim, 2-3,
1st OT period, Calgary 0, Anaheim 1
Apr. 22, 2009 vs. Chicago, 2-3
1st OT period, Calgary 0, Chicago 1

INDIVIDUAL RECORDS

PLAYOFF CAREER

MOST GAMES: 99
Jim Peplinski, 1980-1989

MOST GOALS: 35
Joe Mullen, 1986-1990

MOST ASSISTS: 77
Al MacInnis, 1983-1994

MOST POINTS: 102
Al MacInnis, 1983-1994

MOST PENALTY MINUTES: 382
Jim Peplinski, 1980-1989

MOST WINS BY A GOALTENDER: 43
Michael Vernon, 1986-1994

PLAYOFF YEAR

MOST GOALS: 16
Joe Mullen, 1989

MOST ASSISTS: 24
Al MacInnis, 1989

MOST PENALTY MINUTES: 108
Tim Hunter, 1986

MOST POINTS: 31
Al MacInnis, 1989, (7 goals, 24 assists)

MOST WINS BY A GOALTENDER: 16
Michael Vernon, 1989
TIES NHL RECORD

MOST CONSECUTIVE GAMES SCORING POINTS: 19
Al MacInnis, 1989-90 Apr. 13, 1989 to May 25, 1989 (17 games), and Apr. 4, 1990 to Apr. 6, 1990(2 games), 9 goals, 20 assists, 29 points

PLAYOFF SERIES

MOST GOALS FOR: 7 (2X)
Hakan Loob vs. Los Angeles,
1988 Smythe Division Semi-Finals
(5 games)
Theoren Fleury vs. San Jose, 1995
Western Conference Quarter-Finals
(7 games)

PLAYOFF SERIES CONTINUED

MOST GOALS AGAINST: 8
Mark Messier, Edmonton, 1984
Smythe Division Finals (7 games)

MOST POWER-PLAY GOALS FOR: 5
Ken Houston, 1981
Quarter-Finals vs. Philadelphia
TIES NHL RECORD

MOST ASSISTS FOR: 11
Al MacInnis vs. Edmonton,
1984 Smythe Division Finals
(7 games)

MOST ASSISTS AGAINST: 9 (2X)
Ken Linseman, Philadelphia,
1981 Quarter-Finals (7 games)
Wayne Gretzky, Edmonton, 1984
Smythe Division Finals (7 games)

MOST POINTS FOR: 14
Theoren Fleury vs. San Jose,
1995 Western Conference Quarter-Finals (7 games), 7 goals, 7 assists

MOST POINTS AGAINST: 14
Wayne Gretzky, Edmonton,
1983 Smythe Division Finals (5 games),
6 goals, 8 assists

MOST PENALTY MINUTES FOR: 61
Willi Plett vs. Philadelphia,
1981 Quarter-Finals (7 games)

MOST PENALTY MINUTES AGAINST: 53
Charlie Bourgeois, St. Louis,
1986 Campbell Conference Finals
(7 games)

PLAYOFF GAME

MOST GOALS FOR: 4
Theoren Fleury at San Jose,
1995 Western Conference Quarter-Finals,
Game 4, May 13, 1995

MOST GOALS AGAINST: 4 (3X)
Mark Messier, Edmonton,
1983 Smythe Division Finals,
Game 1, Apr. 14, 1983

PLAYOFF GAME CONTINUED

Wayne Gretzky, Edmonton,
1983 Smythe Division Finals,
Game 3, Apr. 17, 1983

Denis Gurianov, Dallas
Western Conference Quarter Finals
Game 6, Aug. 20, 2020

MOST ASSISTS FOR: 4 (2X)
Kent Nilsson vs. Vancouver,
1983 Smythe Division Semi-Finals,
Game 2, Apr. 7, 1983

Theoren Fleury at San Jose,
1995 Western Conference
Quarter-Finals, Game 3, May 11, 1995

MOST ASSISTS AGAINST: 4 (2X)
Ken Linseman, Philadelphia,
1981 Quarter-Finals,
Game 5, Apr. 22, 1981

Wayne Gretzky, Los Angeles,
1990 Smythe Division Semi-Finals,
Game 4, Apr. 10, 1990

MOST POINTS FOR: 5 (2X)
Al MacInnis vs. Vancouver,
1994 Western Conference
Quarter-Finals, Game 2, Apr. 20, 1994,
2 goals, 3 assists

Theoren Fleury at San Jose,
1995 Western Conference
Quarter-Finals, Game 3, May 11, 1995,
4 goals, 1 assist

MOST POINTS AGAINST: 7
Wayne Gretzky, Edmonton,
1983 Smythe Division Finals,
Game 3, Apr. 17, 1983, 4 goals, 3 assists
NHL RECORD

MOST PENALTY MINUTES FOR: 31
Willi Plett vs. Philadelphia,
1981 Quarter-Finals,
Game 5, Apr. 22, 1981, 3 minors, 1 major, 2 game misconducts

MOST PENALTY MINUTES AGAINST: 32
Dave Williams, Toronto,
1979 Preliminary Round,
Game 1, Apr. 10, 1979, 1 minor, 2 majors,
1-10 minute misconduct, 1 game misconduct

INDIVIDUAL RECORDS CONTINUED

PLAYOFF PERIOD

MOST GOALS FOR: 2 (21X)

Dillon Dube
vs. Dallas, Western Conference Quarter-Finals
Game 1, 1st period,
Aug. 11, 2020

Sam Bennett
vs. Dallas, Western Conference Quarter-Finals
Game 4, 2nd period
Aug. 16, 2020

MOST GOALS AGAINST: 3 (3X)

Denis Gurianov, Dallas,
2020 Western Conference Quarter-Finals
Game 6, 2nd period, Aug. 20, 2020

MOST ASSISTS FOR: 2 (50X)

Andrew Mangiapane
vs. Winnipeg, Qualifying Round
Game 3, 2nd period
Aug. 4, 2020

Sean Monahan
vs. Dallas, Western Conference Quarter-Finals
Game 4, 2nd period
Aug. 16, 2020

MOST ASSISTS AGAINST: 3 (3X)

Miro Heiskanen, Dallas,
2020 Western Conference Quarter-Finals
Game 6, 2nd period
Aug. 20, 2020

MOST POINTS FOR: 3 (7X)

Sam Bennett vs. Dallas
2020 Western Conference Quarter-Finals
Game 4, 2nd period, Aug. 16, 2020
2 goals, 1 assist

MOST POINTS AGAINST: 4

Denis Gurianov, Dallas
2020 Western Conference Quarter-Finals
Game 6, 2nd period, Aug. 20, 2020
3 goals, 1 assist

MOST PENALTY MINUTES FOR: 30

Curt Bennett vs. Philadelphia,
1974 Quarter-Finals,
Game 3, 2nd period, Apr. 12, 1974,
2 majors, 1 10-minute misconduct,
1 game misconduct

MOST PENALTY MINUTES AGAINST: 35

Dave Semenko, Edmonton,
1983 Smythe Division Finals,
Game 3, 1st period, Apr. 17, 1983,
1 major, 1 10-minute misconduct,
1 game misconduct, 1 match penalty

FASTEST TWO GOALS, ONE PLAYER: 1:37

Dan Quinn at St. Louis,
1986 Campbell Conference Finals,
Game 6, 2nd period, May 12, 1986,
0:20 and 1:57 vs. Rick Wamsley

ALL–TIME PLAYOFF SERIES

YEAR	RESULT	SCORE	SERIES
2020-21	Did Not Qualify for Playoffs		
2019-20	Defeated Winnipeg	3 - 1	Qualifying Round
	Lost to Dallas	2 - 4	Western Conference Quarter-Finals
2018-19	Lost to Colorado	1 - 4	Western Conference Quarter-Finals
2017-18	Did Not Qualify for Playoffs		
2016-17	Lost to Anaheim	0 - 4	Western Conference Quarter-Finals
2015-16	Did Not Qualify for Playoffs		
2014-15	Defeated Vancouver	4 - 2	Western Conference Quarter-Final
	Lost to Anaheim	1 - 4	Western Conference Semi-Final
2013-14	Did Not Qualify for Playoffs		
2012-13	Did Not Qualify for Playoffs		
2011-12	Did Not Qualify for Playoffs		
2010-11	Did Not Qualify for Playoffs		
2009-10	Did Not Qualify for Playoffs		
2008-09	Lost to Chicago	2 - 4	Western Conference Quarter-Final
2007-08	Lost to San Jose	3 - 4	Western Conference Quarter-Final
2006-07	Lost to Detroit	2 - 4	Western Conference Quarter-Final
2005-06	Lost to Anaheim	3 - 4	Western Conference Quarter-Final
2004-05	NHL Lockout		
2003-04	**Defeated Vancouver**	**4 - 3**	**Western Conference Quarter-Final**
	Defeated Detroit	**4 - 2**	**Western Conference Semi-Final**
	Defeated San Jose	**4 - 2**	**Western Conference Final**
	Lost to Tampa Bay	**3 - 4**	**Stanley Cup Final**
2002-03	Did Not Qualify for Playoffs		
2001-02	Did Not Qualify for Playoffs		
2000-01	Did Not Qualify for Playoffs		
1999-00	Did Not Qualify for Playoffs		
1998-99	Did Not Qualify for Playoffs		
1997-98	Did Not Qualify for Playoffs		
1996-97	Did Not Qualify for Playoffs		
1995-96	Lost to Chicago	0 - 4	Western Conference Quarter-Final
1994-95	Lost to San Jose	3 - 4	Western Conference Quarter-Final
1993-94	Lost to Vancouver	3 - 4	Western Conference Quarter-Final
1992-93	Lost to Los Angeles	2 - 4	Division Semi-Final
1991-92	Did Not Qualify for Playoffs		
1990-91	Lost to Edmonton	3 - 4	Division Semi-Final
1989-90	Lost to Los Angeles	2 - 4	Division Semi-Final
1988-89	**Defeated Vancouver**	**4 - 3**	**Division Semi-Final**
	Defeated Los Angeles	**4 - 0**	**Smythe Division Final**
	Defeated Chicago	**4 - 1**	**Campbell Conference Final**
	Defeated Montreal	**4 - 2**	**Stanley Cup Final**
1987-88	Defeated Los Angeles	4 - 1	Division Semi-Final
	Lost to Edmonton	0 - 4	Smythe Division Final
1986-87	Lost to Winnipeg	2 - 4	Division Semi-Final
1985-86	**Defeated Winnipeg**	**3 - 0**	**Division Semi-Final**
	Defeated Edmonton	**4 - 3**	**Smythe Division Final**
	Defeated St. Louis	**4 - 3**	**Campbell Conference Final**
	Lost to Montreal	**1 - 4**	**Stanley Cup Final**
1984-85	Lost to Winnipeg	1 - 3	Division Semi-Final
1983-84	Defeated Vancouver	3 - 1	Division Semi-Final
	Lost to Edmonton	3 - 4	Smythe Division Final
1982-83	Defeated Vancouver	3 - 1	Division Semi-Final
	Lost to Edmonton	1 - 4	Smythe Division Final
1981-82	Lost to Vancouver	0 - 3	Division Semi-Final
1980-81	Defeated Chicago	3 - 0	Preliminary Round
	Defeated Philadelphia	4 - 3	Quarter-Finals
	Lost to Minnesota	2 - 4	Semi-Finals
1979-80	Lost to NY Rangers	1 - 3	Preliminary Round
1978-79	Lost to Toronto	0 - 2	Preliminary Round
1977-78	Lost to Detroit	0 - 2	Preliminary Round
1976-77	Lost to Los Angeles	1 - 2	Preliminary Round
1975-76	Lost to Los Angeles	0 - 2	Preliminary Round
1974-75	Did Not Qualify for Playoffs		
1973-74	Lost to Philadelphia	0 - 4	Quarter-Finals
1972-73	Did Not Qualify for Playoffs		

YEARS IN PLAYOFFS – 25 OF 39 YEARS [.641 %]

*Excludes Atlanta Flames

WON-LOSS RECORD	SERIES RECORD	RECORD IN 1st ROUND	RECORD IN 2nd ROUND	RECORD IN 3rd ROUND	RECORD IN CUP FINALS
103-118	17-23	8-16	4-4	3-1	1-2

CONFERENCE CHAMPIONSHIPS	STANLEY CUP CHAMPIONSHIPS
3	1

ALL–TIME ROSTER

		FLAMES CAREER SCORING					PLAYOFF CAREER SCORING					
PLAYER	**SEASONS**	**GP**	**G**	**A**	**PTS**	**PIM**	**GP**	**G**	**A**	**PTS**	**PIM**	**NO.**
Adduono, Rick	1979-80	3	0	0	0	2	-	-	-	-	-	17
Agostino, Kenny	2013-14, 2015-16	10	1	1	2	0	-	-	-	-	-	51
Ahola, Peter	1993-94	2	0	0	0	2	-	-	-	-	-	38
Albelin, Tommy	1995-96 to 2000-01	339	12	59	71	92	4	0	0	0	0	5
Aliu, Akim	2011-12 to 2012-13	7	2	1	3	26	-	-	-	-	-	29
Allison, Jamie	2001-02	101	3	10	13	163	-	-	-	-	-	7, 2, 33
Amonte, Tony	2005-06 to 2006-07	161	24	48	72	83	13	2	2	4	10	10
Andersson, Erik	1997-98	12	2	1	3	8	-	-	-	-	-	29
Andersson, Niklas	2000-01	11	0	1	1	4	-	-	-	-	-	25
Andersson, Rasmus	2016-17 to 2020-21	216	12	50	62	118	15	4	4	8	8	54, 4
Arnason, Chuck	1973-74	33	7	6	13	13	-	-	-	-	-	14
Arnold, Bill	2013-14	1	0	0	0	0	-	-	-	-	-	46
Ashton, Brent	1992-93	32	8	11	19	41	6	0	3	3	2	15
Aucoin, Adrian	2007-08 to 2008-09	157	20	49	69	83	13	2	4	6	6	33
Babchuk, Anton	2010-11 to 2012-13	104	10	28	38	26	-	-	-	-	-	33
Backlund, Mikael	2008-09 to 2020-21	744	154	243	397	365	30	7	7	14	24	60, 11
Backstrom, Niklas	2015-16	4	0	0	0	0	-	-	-	-	-	32
Baertschi, Sven	2011-12 to 2014-15	61	8	20	28	22	-	-	-	-	-	47, 27
Bancks, Carter	2012-13	2	0	0	0	0	-	-	-	-	-	46
Bartel, Robin	1985-86	1	0	0	0	0	6	0	0	0	16	15
Bartkowski, Matt	2016-17 to 2017-18	42	1	4	5	30	4	0	0	0	0	44
Bassen, Bob	1998-99	41	1	2	3	35	-	-	-	-	-	28
Baxter, Paul	1983-84 to 1986-87	209	16	39	55	568	30	0	4	4	120	4
Beaudoin, Serge	1979-80	3	0	0	0	0	-	-	-	-	-	24
Beers, Eddy	1981-82 to 1985-86	226	87	105	192	232	22	4	6	10	39	27
Begin, Steve	1997-98 & 1999-00 to 2002-03 & 2012-13	159	15	11	26	214	-	-	-	-	-	57, 7, 26, 33, 28
Belak, Wade	1998-99 to 2000-01	72	0	3	3	218	-	-	-	-	-	29, 4
Belanger, Yves	1977-78 to 1978-79	22	0	0	0	0	-	-	-	-	-	31
Bennett, Curt	1972-73 to 1977-78 & 1979-80	405	126	140	266	190	9	1	1	2	45	5,2
Bennett, Sam	2014-15 to 2020-21	402	67	73	140	319	30	11	8	19	38	63, 93
Berezan, Perry	1984-85 to 1988-89	152	31	42	73	154	20	2	5	7	30	21
Berggvist, Jonas	1989-90	22	2	5	7	10	-	-	-	-	-	18
Bernhardt, Tim	1982-83	6	0	0	0	0	-	-	-	-	-	29
Bertuzzi, Todd	2008-09	66	15	29	44	74	6	1	1	2	8	7
Berube, Craig	2001-02 to 2002-03	234	10	17	27	628	6	0	1	1	21	23, 16, 27
Betts, Blair	2001-02 to 2003-04	35	3	5	8	12	-	-	-	-	-	15
Bialowas, Dwight	1973-74 to 1974-75	48	3	9	12	22	-	-	-	-	-	22
Billins, Chad	2013-14	10	0	3	3	0	-	-	-	-	-	41
Bodak, Bob	1987-88	3	0	0	0	22	-	-	-	-	-	28
Boldirev, Ivan	1978-79 to 1979-80	65	22	32	54	26	2	0	2	2	2	12
Bolduc, Dan	1983-84	2	0	1	1	0	1	0	0	0	0	32
Bollig, Brandon	2014-15 to 2015-16	116	3	6	9	191	11	2	0	2	38	25, 52
Borschevsky, Nikolai	1994-95	8	0	5	5	7	-	-	-	-	-	16
Botterill, Jason	1999-00 & 2001-02	6	1	0	1	2	-	-	-	-	-	17, 20
Botting, Cam	1975-76	2	0	1	1	0	-	-	-	-	-	24
Bouchard, Dan	1972-73 to 1980-81	398	0	16	16	146	12	0	0	0	0	30
Bouchard, Joel	1994-95 to 1997-98	126	9	12	21	106	-	-	-	-	-	34, 5, 6
Boucher, Bryan	2005-06	3	0	0	0	0	-	-	-	-	-	33
Boughner, Bob	2001-02 to 2002-03	148	5	18	23	293	-	-	-	-	-	6
Bouma, Lance	2010-11 to 2016-17	304	27	40	67	174	5	0	0	0	4	57, 17
Bourgeois, Charles	1981-82 to 1985-86	162	12	34	46	430	15	0	1	1	51	2, 28
Bourque, Rene	2008-09 to 2011-12	249	88	76	164	241	5	1	0	1	22	17
Bouwmeester, Jay	2009-10 to 2012-13	279	18	79	97	134	-	-	-	-	-	4
Bowness, Rick	1975-76 to 1976-77	33	0	4	4	29	-	-	-	-	-	15
Boyd, Dustin	2006-07 to 2009-10	192	28	29	57	35	5	1	0	1	0	41, 16
Bozek, Steve	1983-84 to 1987-88	261	64	79	143	80	31	7	7	14	53	26
Bradley, Brian	1985-86 to 1987-88	45	10	19	29	16	1	0	0	0	0	14
Brathwaite, Fred	1998-99 to 2000-01	138	0	3	3	45	-	-	-	-	-	40
Breen, Chris	2013-14	9	0	2	2	5	-	-	-	-	-	43
Bridgman, Mel	1981-82 to 1982-83	142	45	80	125	197	12	5	4	9	47	26

ALL–TIME ROSTER CONTINUED

		FLAMES CAREER SCORING					PLAYOFF CAREER SCORING					
PLAYER	**SEASONS**	**GP**	**G**	**A**	**PTS**	**PIM**	**GP**	**G**	**A**	**PTS**	**PIM**	**NO.**
Brigley, Travis	1997-98 & 1999-00	19	0	2	2	6	-	-	-	-	-	43, 26
Brochu, Martin	2000-01	0	0	0	0	0	-	-	-	-	-	30
Brodie, T.J.	2010-11 to 2019-20	634	48	218	266	194	30	4	11	15	14	66, 7
Brouwer, Troy	2016-17 to 2017-18	150	19	28	47	84	4	0	2	2	0	36
Brown, Arnie	1972-73 to 1973-74	63	3	6	9	46	4	0	0	0	0	19
Brubaker, Jeff	1983-84	4	0	0	0	19	-	-	-	-	-	29
Bucyk, Randy	1987-88	2	0	0	0	0	-	-	-	-	-	18
Bullard, Mike	1986-87 to 1987-88	136	76	81	157	102	12	4	5	9	8	22, 25
Bure, Valeri	1997-98 to 2000-01	256	93	99	192	100	-	-	-	-	-	8
Bureau, Marc	1989-90 to 1990-91	19	1	3	4	8	-	-	-	-	-	33, 7
	& 1999-00											
Butler, Chris	2011-12 to 2013-14	194	5	34	39	92	-	-	-	-	-	44
Buzek, Petr	2001-02 to 2002-03	76	4	8	12	28	-	-	-	-	-	8
Byers, Jerry	1974-75	12	1	1	2	9	-	-	-	-	-	10
Byron, Paul	2011-12 to 2014-15	130	16	30	46	39	-	-	-	-	-	32
Cammalleri, Michael	2008-09 &	216	89	89	178	111	6	1	2	3	2	13, 93
	2011-12 to 2013-14											
Carr, Gene	1978-79	30	3	8	11	6	1	0	0	0	0	14
Carriere, Larry	1975-76 to 1976-77	100	6	18	24	112	1	0	0	0	2	23
Carson, Brett	2010-11 to 2012-13	18	0	1	1	0	-	-	-	-	-	3
Cassels, Andrew	1997-98 to 1998-99	151	29	52	81	50	-	-	-	-	-	21
Cavallini, Gino	1984-85 to 1985-86	54	13	17	30	40	3	0	0	0	4	6
Cervenka, Roman	2012-13	39	9	8	17	14	-	-	-	-	-	10
Charron, Eric	1997-98 to 1999-00	35	0	1	1	55	-	-	-	-	-	38, 36
Chernomaz, Richard	1987-88 to 1988-89	14	1	0	1	6	-	-	-	-	-	15, 33
	& 1991-92											16
Chiasson, Alex	2016-17	81	12	12	24	46	4	0	0	0	2	39
Chiasson, Steve	1994-95 to 1996-97	168	15	59	74	133	11	3	3	6	9	21
Chorske, Tom	1998-99	7	0	0	0	2	-	-	-	-	-	26
Chouinard, Guy	1974-75 to 1982-83	514	193	336	529	110	41	9	26	35	12	10, 16, 7
Christie, Ryan	2001-02	2	0	0	0	0	-	-	-	-	-	39
Christoff, Steve	1982-83	45	9	8	17	4	1	0	0	0	0	11
Chucko, Kris	2008-09	2	0	0	0	2	-	-	-	-	-	62
Churla, Shane	1987-88 to 1988-89	34	1	5	6	158	7	0	1	1	17	15
Clark, Chris	1999-00 to 2003-04	278	35	36	71	363	26	3	3	6	30	7, 17, 26
Clement, Bill	1975-76 to 1981-82	444	85	139	224	197	32	3	3	6	14	10
Colborne, Joe	2013-14 to 2015-16	217	37	63	100	104	11	1	2	3	20	8
Comeau, Blake	2011-12 to 2012-13	91	9	13	22	38	-	-	-	-	-	10
Comeau, Rey	1972-73 to 1977-78	468	88	126	214	153	9	2	1	3	8	18
Commodore, Mike	2002-03 to 2003-04	18	0	1	1	44	20	0	2	2	19	2
Conacher, Pat	1995-96	7	0	0	0	0	-	-	-	-	-	11
Conroy, Craig	2000-01 to 2003-04	507	97	211	308	276	45	7	15	22	28	22, 24
	& 2006-07 to 2010-11											
Corbet, Rene	1998-99 to 1999-00	68	9	14	23	70	-	-	-	-	-	20
Courteau, Yves	1984-85	18	2	5	7	4	1	0	0	0	0	25
Cowan, Jeff	1999-00 to 2001-02	83	14	5	19	130	-	-	-	-	-	38
Coxe, Craig	1987-88	7	2	3	5	32	2	1	0	1	16	18
Craig, Jim	1979-80	4	0	0	0	0	-	-	-	-	-	1
Cundari, Mark	2012-13 to 2013-14	8	1	2	3	2	-	-	-	-	-	42
Curtale, Tony	1980-81	2	0	0	0	0	-	-	-	-	-	3
Cyr, Denis	1980-81 to 1982-83	66	14	15	29	13	-	-	-	-	-	9, 12
Czarnik, Austin	2018-19 to 2019-20	62	8	13	21	8	1	0	0	0	0	27
D'Amour, Marc	1985-86	16	0	0	0	22	-	-	-	-	-	1
Dadswell, Doug	1986-87 to 1987-88	27	0	2	2	2	-	-	-	-	-	36
Dahl, Kevin	1992-93 to 1995-96	179	7	22	29	149	16	0	2	2	12	4
	& 1997-98											
Dahlquist, Chris	1992-93 to 1993-94	151	4	18	22	118	7	3	1	4	4	5
Davidson, Brandon	2019-20	7	0	0	0	0	0	0	0	0	0	6
Dawes, Nigel	2009-10	66	14	18	32	18	-	-	-	-	-	15
Deadmarsh, Butch	1972-73 to 1973-74	61	7	1	8	97	4	0	0	0	17	10
DeGray, Dale	1985-86 to 1986-87	28	6	7	13	29	-	-	-	-	-	28
Desbiens, Guillaume	2011-12	10	0	0	0	25	-	-	-	-	-	26

ALL–TIME ROSTER CONTINUED

		FLAMES CAREER SCORING					PLAYOFF CAREER SCORING					
PLAYER	**SEASONS**	**GP**	**G**	**A**	**PTS**	**PIM**	**GP**	**G**	**A**	**PTS**	**PIM**	**NO.**
Diaz, Raphael	2014-15	56	2	2	4	10	3	0	0	0	0	33
Dingman, Chris	1997-98 to 1998-99	72	3	3	6	166	-	-	-	-	-	7
Dollas, Bobby	1999-00	49	3	7	10	28	-	-	-	-	-	4
Dome, Robert	2002-03	1	0	0	0	0	-	-	-	-	-	38
Domenichelli, Hnat	1996-97 to 1999-00	96	20	23	43	31	-	-	-	-	-	17
Domingue, Louis	2020-21	1	0	0	0	0	-	-	-	-	-	70
Donovan, Shean	2002-03 to 2005-06	175	28	37	65	161	31	5	5	10	29	16
Dowd, Jim	1997-98	48	6	8	14	12	-	-	-	-	-	34
Dubinsky, Steve	1998-99 to 1999-00	84	4	11	15	18	-	-	-	-	-	18
Drury, Chris	2002-03	80	23	30	53	33	-	-	-	-	-	37, 18
Drury, Ted	1993-94	34	5	7	12	26	-	-	-	-	-	27
Dube, Dillon	2018-19 to 2020-21	121	18	25	43	30	10	4	1	5	2	29
Dunn, Richie	1982-83	80	3	11	14	47	9	1	1	2	8	6
DuPont, Micki	2001-02 to 2002-03	18	1	2	3	6	-	-	-	-	-	42
Dwyer, Mike	1980-81 to 1981-82	9	0	3	3	4	1	1	0	1	0	29, 26
Eakin, Bruce	1981-82 &	9	2	1	3	4	-	-	-	-	-	19, 22,
	1983-84 to 1984-85											25, 32
Eakins, Dallas	2000-01 to 2001-02	20	0	1	1	15	-	-	-	-	-	4, 20, 26
Eaves, Mike	1983-84 to 1985-86	117	28	65	93	30	19	5	5	10	10	7, 17
Ecclestone, Tim	1974-75 to 1977-78	220	28	62	90	92	4	0	2	2	6	14
Edwards, Don	1982-83 to 1984-85	114	0	3	3	6	11	0	0	0	0	1
Eisenhut, Neil	1994-95	3	0	0	0	0	-	-	-	-	-	35
Elliott, Brian	2016-17	49	0	0	0	4	4	0	0	0	0	1
Eloranta, Kari	1981-82 to 1984-85	255	12	96	108	149	21	1	7	8	19	8, 20, 32
	& 1985-86											
Elson, Turner	2015-16	1	0	1	1	0	-	-	-	-	-	65
Engblom, Brian	1986-87	32	0	4	4	28	-	-	-	-	-	6
Engelland, Deryk	2014-15 to 2016-17	226	9	30	39	192	15	0	1	1	52	29
Eriksson, Anders	2007-08 to 2008-09	61	1	17	18	36	5	0	1	1	2	8
Esau, Len	1993-94 to 1994-95	7	0	3	3	7	-	-	-	-	-	36, 28
Evans, Brennan	2003-04	-	-	-	-	-	2	0	0	0	0	43
Evason, Dean	1995-96	67	7	7	14	38	3	0	1	1	0	20
Fantenberg, Oscar	2018-19	15	0	1	1	7	3	0	0	0	6	3
Fata, Rico	1998-99 to 2000-01	27	0	1	1	10	-	-	-	-	-	62, 44, 15
Featerstone, Glen	1996-97	13	1	3	4	19	-	-	-	-	-	4
Fenton, Paul	1990-91	31	5	7	12	10	5	0	0	0	2	12
Ference, Brad	2006-07	5	0	0	0	2	-	-	-	-	-	8
Ference, Andrew	2002-03 to 2006-07	224	10	53	63	210	33	0	7	7	37	21
Ferland, Micheal	2014-15 to 2017-18	250	42	47	89	135	13	3	2	5	30	79
Ferguson, Craig	1995-96	8	0	0	0	4	-	-	-	-	-	38
Flett, Bill	1975-76 to 1976-77	102	27	21	48	36	2	0	0	0	0	9
Fleury, Theoren	1988-89 to 1998-99	791	364	466	830	1339	59	29	33	62	97	14
Foo, Spencer	2017-18	4	2	0	2	0	-	-	-	-	-	16
Forbort, Derek	2019-20	20	0	1	1	4	10	1	1	2	2	20
Forslund, Tomas	1991-92 to 1992-93	44	5	11	16	12	-	-	-	-	-	27
Fotiu, Nick	1985-86 to 1986-87	51	5	4	9	166	11	0	1	1	34	22
Fox, Greg	1977-78 to 1978-79	80	1	14	15	95	2	0	1	1	8	2
Friesen, Jeff	2006-07	72	6	6	12	34	5	0	0	0	2	16
Freer, Mark	1993-94	2	0	0	0	4	-	-	-	-	-	16
Froese, Byron	2020-21	6	1	0	1	2	-	-	-	-	-	38
Frolik, Michael	2015-16 to 2019-20	319	63	82	145	158	9	0	1	1	2	67
Fuhr, Grant	1999-00	23	0	0	0	2	-	-	-	-	-	31
Gagner, Dave	1996-97	82	27	33	60	48	-	-	-	-	-	51
Galiardi, T.J.	2013-14	62	4	13	17	21	-	-	-	-	-	39
Garner, Tyrone	1997-98 to 1998-99	3	0	0	0	0	-	-	-	-	-	37, 1
Gaudreau, Johnny	2013-14 to 2020-21	520	170	324	494	106	30	8	11	19	8	53, 13
Gauthier, Denis	1997-98 to 2003-04	384	13	45	58	515	6	0	1	1	4	24, 3
Gavey, Aaron	1996-97 to 1997-98	67	9	12	21	58	-	-	-	-	-	23
Gawdin, Glenn	2020-21	7	0	1	1	0	-	-	-	-	-	42
Gelinas, Martin	2002-03 to 2003-04	157	38	49	87	121	26	8	7	15	35	23
Germyn, Carsen	2005-06 to 2006-07	4	0	0	0	0	-	-	-	-	-	39
Gibbs, Barry	1974-75 to 1977-78	208	13	55	68	218	5	1	0	1	4	2

ALL–TIME ROSTER CONTINUED

		FLAMES CAREER SCORING					PLAYOFF CAREER SCORING					
PLAYER	**SEASONS**	**GP**	**G**	**A**	**PTS**	**PIM**	**GP**	**G**	**A**	**PTS**	**PIM**	**NO.**
Giguere, Jean-Sebastien	1998-99 to 1999-00	22	0	1	1	6	-	-	-	-	-	47
Gillies, Jon	2016-17 to 2017-18	12	0	0	0	2	0	0	0	0	0	32
Gilmour, Doug	1988-89 to 1991-92	266	81	214	295	286	35	15	13	28	28	39
Giordano, Mark	2005-06 to 2006-07	949	143	366	509	759	23	1	6	7	14	46, 5
	& 2008-09 to 2020-21											
Glass, Tanner	2017-18	16	0	0	0	19	-	-	-	-	-	15
Glencross, Curtis	2008-09 to 2014-15	418	144	128	242	290	6	0	3	3	12	20
Glynn, Brian	1987-88 & 1989-90	68	5	14	19	87	1	0	0	0	0	32
Godard, Eric	2006-07 to 2007-08	83	1	2	3	221	5	0	0	0	0	17
Godynyuk, Alexander	1991-92 to 1992-93	33	3	5	8	23	-	-	-	-	-	21
Gorman, Dave	1979-80	3	0	0	0	0	-	-	-	-	-	15
Gould, Bob	1979-80 to 1981-82	20	3	0	3	4	11	3	1	4	4	22, 19
Gould, John	1976-77 to 1978-79	194	35	50	85	47	7	0	0	0	4	21
Granlund, Markus	2013-14 to 2015-16	86	14	14	28	24	3	0	1	1	0	60
Grant, Derek	2015-16	15	0	1	1	2	-	-	-	-	-	57
Gratton, Benoit	1999-00 to 2000-01	24	1	5	6	24	-	-	-	-	-	37, 39
Gratton, Norm	1972-73	29	3	6	9	12	-	-	-	-	-	10
Graves, Hilliard	1974-75 to 1976-77	172	37	54	91	63	-	-	-	-	-	17
Green, Josh	2003-04	36	2	4	6	24	-	-	-	-	-	26
Greentree, Kyle	2008-09	2	0	0	0	0	-	-	-	-	-	47
Greig, Mark	1994-95	8	1	1	2	2	-	-	-	-	-	16
Grimson, Stu	1988-89 to 1989-90	4	0	0	0	22	-	-	-	-	-	18, 35
Grossmann, Nicklas	2016-17	3	0	0	0	2	-	-	-	-	-	8
Guenette, Steve	1989-90 to 1990-91	3	0	0	0	2	-	-	-	-	-	1
Gustafsson, Erik	2019-20	7	0	3	3	2	10	0	4	4	2	56
Guy, Kevan	1986-87 to 1987-88	42	0	7	7	33	4	0	1	1	23	3, 5
	& 1990-91 to 1991-92											
Haas, David	1993-94	2	1	1	2	7	-	-	-	-	-	19
Habscheid, Marc	1991-92	46	7	11	18	42	-	-	-	-	-	17
Hagman, Niklas	2009-10 to 2011-12	106	17	25	42	28	-	-	-	-	-	11, 10
Hale, David	2006-07 to 2007-08	69	0	2	2	56	8	0	0	0	8	21
Hampson, Gord	1982-83	4	0	0	0	5	-	-	-	-	-	27
Hamilton, Dougie	2015-16 to 2017-18	245	42	95	137	174	4	0	1	1	8	27
Hamilton, Freddie	2015-16 to 2017-18	38	3	2	5	10	1	0	0	0	0	25
Hamonic, Travis	2017-18 to 2019-20	193	11	31	42	139	5	0	0	0	2	24
Hamrlik, Roman	2005-06 to 2006-07	126	14	50	64	144	13	0	3	3	10	4
Hanifin, Noah	2018-19 to 2020-21	197	14	56	70	42	15	0	5	5	4	55
Hannan, Scott	2011-12	78	2	10	12	38	-	-	-	-	-	23
Hanowski, Ben	2012-13 to 2013-14	16	1	2	3	2	-	-	-	-	-	58
Hanson, Keith	1983-84	25	0	2	2	77	-	-	-	-	-	6
Harkins, Todd	1991-92 to 1992-93	20	2	3	5	29	-	-	-	-	-	37, 19
Harrer, Tim	1982-83	3	0	0	0	2	-	-	-	-	-	12
Harris, Ron	1972-73	24	2	4	6	8	-	-	-	-	-	5
Harvey, Buster	1974-75 to 1975-76	80	17	27	44	16	-	-	-	-	-	8
Hathaway, Garnet	2015-16 to 2018-19	175	16	24	40	219	5	0	0	0	14	64, 21
Hay, Dwayne	2000-01	49	1	3	4	16	-	-	-	-	-	21
Heaphy, Shawn	1992-93	1	0	0	0	0	-	-	-	-	-	13
Helenius, Sami	1996-97 & 1998-99	7	0	1	1	8	-	-	-	-	-	8, 4
Henderson, Paul	1979-80	30	7	6	13	6	4	0	0	0	0	15, 19
Hentunen, Jukka	2001-02	28	2	3	5	4	-	-	-	-	-	24
Hextall, Bryan	1973-74 to 1974-75	114	20	20	40	117	4	0	1	1	16	20
Hicke, Ernie	1972-73	58	14	23	37	37	-	-	-	-	-	12
Higgins, Christopher	2009-10	12	2	1	3	0	-	-	-	-	-	21
Hiller, Jonas	2014-15 to 2015-16	78	0	0	0	0	7	0	0	0	0	1
Hindmarch, Dave	1980-81 to 1984-85	98	21	17	38	25	10	0	0	0	6	18
Hislop, Jamie	1980-81 to 1983-84	215	37	61	98	65	28	3	2	5	11	17
Hlushko, Todd	1994-95 to 1997-98	76	7	13	20	84	1	0	0	0	2	38, 17, 20
Hoglund, Jonas	1996-97 to 1997-98	118	25	24	49	28	-	-	-	-	-	44
Hogoboam, Bill	1972-73	2	0	0	0	0	-	-	-	-	-	11
Holt, Randy	1980-81 to 1981-82	56	0	5	5	174	13	2	2	4	52	7
Horak, Roman	2011-12 to 2012-13	81	5	13	18	16	-	-	-	-	-	51
Housley, Phil	1994-95 to 1995-96	328	50	188	238	140	7	0	9	9	0	6

ALL–TIME ROSTER CONTINUED

		FLAMES CAREER SCORING					PLAYOFF CAREER SCORING					
PLAYER	**SEASONS**	**GP**	**G**	**A**	**PTS**	**PIM**	**GP**	**G**	**A**	**PTS**	**PIM**	**NO.**
	& 1998-99 to 2000-01											
Houston, Ken	1975-76 to 1981-82	462	128	145	273	516	31	9	9	18	64	24, 6
Hrdina, Jiri	1987-88 to 1990-91	157	36	58	94	63	11	0	1	1	2	17
Hrivik, Marek	2017-18	3	0	0	0	0	-	-	-	-	-	46
Hudler, Jiri	2012-13 to 2015-16	248	68	124	192	69	11	4	4	8	2	24
Hull, Brett	1985-86 to 1987-88	57	27	24	51	12	6	2	1	3	0	16
Hulse, Cale	1995-96 to 1999-00	277	10	43	53	449	1	0	0	0	0	29, 32
	& 2005-06											
Hunter, Mark	1988-89 to 1990-91	133	34	26	60	358	10	2	2	4	23	22
Hunter, Tim	1981-82 to 1991-92	545	49	59	108	2405	86	5	6	11	352	19
Huscroft, Jamie	1995-96 to 1996-97	109	3	13	16	279	4	0	1	1	4	7
Huselius, Kristian	2005-06 to 2007-08	216	74	108	182	102	20	2	10	12	14	20
Iginla, Jarome	1995-96 to 2012-13	1219	525	570	1095	831	54	28	21	49	70	24, 12
Ingarfield, Earl Jr.	1979-80 to 1980-81	17	2	3	5	6	2	0	1	1	0	21
Irving, Leland	2011-12 to 2012-13	13	0	1	1	0	-	-	-	-	-	37
Ivanans, Raitis	2010-11 to 2011-12	2	0	0	0	5	-	-	-	-	-	41
Jackman, Tim	2010-11 to 2013-14	209	13	23	36	297	-	-	-	-	-	15
Jackson, Jim	1982-83 to 1984-85	107	15	30	45	20	14	3	2	5	6	16
Jaffray, Jason	2009-10	3	0	0	0	0	-	-	-	-	-	38
Jagr, Jaromir	2017-18	22	1	6	7	10	-	-	-	-	-	68
Jalonen, Kari	1982-83 to 1983-84	34	9	6	15	4	5	1	0	1	0	21
Jankowski, Mark	2016-17 to 2019-20	208	36	28	64	59	10	0	0	0	0	77
Jantunen, Marko	1996-97	3	0	0	0	0	-	-	-	-	-	45
Johansson, Andreas	1999-00	28	3	7	10	14	-	-	-	-	-	21
Johansson, Mathias	2002-03	46	4	5	9	12	-	-	-	-	-	20
Johansson, Roger	1989-90 to 1990-91	150	8	34	42	157	5	0	1	1	2	21, 34
	& 1992-93											
Johnson, Aaron	2009-10	22	1	2	3	19	-	-	-	-	-	44
Johnson, Chad	2016-17	36	0	0	0	0	1	0	0	0	0	31
Johnson, Terry	1985-86	24	1	4	5	71	17	0	3	3	64	6
Jokinen, Olli	2008-09 to 2011-12	236	59	106	165	169	6	2	3	5	4	21, 13
Jokipakka, Jyrki	2015-16 to 2016-17	56	1	11	12	20	-	-	-	-	-	3
Jones, Blair	2011-12 to 2013-14	50	3	4	7	39	-	-	-	-	-	19
Jones, David	2013-14 to 2015-16	174	32	30	62	38	11	2	3	5	2	54, 19
Jooris, Josh	2014-15 to 2015-16	119	16	21	37	55	9	0	0	0	4	86
Joseph, Curtis	2007-08	9	0	0	0	2	2	0	0	0	0	31
Karlsson, Henrik	2010-11 to 2011-12	26	0	0	0	0	-	-	-	-	-	35
Karpenko, Igor	1998-99	-	-	-	-	-	-	-	-	-	-	29
Kea, Ed	1973-74 to 1978-79	316	22	92	114	283	8	0	1	1	9	24, 19
Keczmer, Dan	1993-94 to 1995-96	98	3	23	26	72	10	0	1	1	6	39
Keetley, Matt	2007-08 to 2009-10	1	0	0	0	0	-	-	-	-	-	36
Kennedy, Sheldon	1994-95 to 1995-96	71	10	15	25	81	10	2	3	5	18	23
Ketter, Kerry	1972-73	41	0	2	2	58	-	-	-	-	-	24
Kidd, Trevor	1991-92 to 1996-97	123	0	9	9	26	9	0	0	0	0	37
Kiprusoff, Miikka	2003-04 to 2012-13	576	0	10	10	43	54	0	1	1	6	34
Kisio, Kelly	1993-94 to 1994-95	63	14	27	41	34	14	3	4	7	27	11
Klimchuk, Morgan	2017-18	1	0	0	0	0	-	-	-	-	-	52
Knight, Corban	2013-14 to 2014-15	9	1	0	1	0	-	-	-	-	-	10
Kobasew, Chuck	2002-03 to 2006-07	210	34	37	71	160	33	1	1	1	24	7, 19
Kohn, Ladislav	1995-96 to 1997-98	12	1	2	3	4	-	-	-	-	-	46, 43
	& 2002-03											
Kolanos, Krys	2011-12	13	0	1	1	2	-	-	-	-	-	8
Konroyd, Steve	1980-81 to 1985-86	350	18	83	101	386	24	4	7	11	40	3, 7
	& 1994-95											
Korn, Jim	1989-90	9	0	2	2	26	4	1	0	1	12	26
Kostopoulos, Tom	2010-11 to 2011-12	140	11	15	26	101	-	-	-	-	-	16
Kotalik, Ales	2009-10 to 2010-11	52	7	4	11	37	-	-	-	-	-	26
Kravchuk, Igor	2000-01 to 2001-02	115	4	30	34	23	-	-	-	-	-	25
Krivokrasov, Sergei	1999-00	12	1	10	11	4	-	-	-	-	-	17, 25
Kromm, Richard	1983-84 to 1985-86	189	43	61	104	90	14	1	2	3	13	22
Kronwall, Staffan	2009-10	11	1	2	3	2	-	-	-	-	-	8
Kruse, Paul	1990-91 to 1996-97	246	24	29	53	614	17	2	4	6	28	18, 12
Kryskow, Dave	1975-76	79	15	25	40	65	2	0	0	0	2	8, 20

ALL–TIME ROSTER CONTINUED

		FLAMES CAREER SCORING					PLAYOFF CAREER SCORING					
PLAYER	**SEASONS**	**GP**	**G**	**A**	**PTS**	**PIM**	**GP**	**G**	**A**	**PTS**	**PIM**	**NO.**
Kulak, Brett	2014-15 to 2017-18	101	2	9	11	41	-	-	-	-	-	61
Kylington, Oliver	2018-19 to 2020-21	95	5	11	16	26	0	0	0	0	0	58
Kyte, Jim	1990-91 to 1991-92	63	0	10	10	260	7	0	0	0	7	4
Labraaten, Dan	1980-81 to 1981-82	70	19	19	38	19	8	1	0	1	4	21
Lalonde, Bobby	1977-78 to 1979-80	155	38	56	94	54	3	2	0	2	0	7, 11
	& 1981-82											
Lakovic, Sasha	1996-97	19	0	1	1	54	-	-	-	-	-	38
Lamb, Mark	1985-86	1	0	0	0	0	-	-	-	-	-	16
Landry, Eric	1997-98 to 1998-99	15	1	1	2	4	-	-	-	-	-	11, 26
Langkow, Daymond	2005-06 to 2010-11	392	123	165	288	159	26	6	12	18	12	22
Lapointe, Claude	1995-96	32	4	5	9	20	2	0	0	0	0	47
Larose, Guy	1993-94	7	0	1	1	4	-	-	-	-	-	42
Laurence, Red	1978-79	59	14	20	34	6	-	-	-	-	-	17
LaVallee, Kevin	1980-81 to 1982-83	212	66	65	131	63	19	3	6	9	15	15
Lazar, Curtis	2016-17 to 2018-19	70	3	12	15	23	1	0	0	0	0	20
Lebeau, Patrick	1992-93	1	0	0	0	0	-	-	-	-	-	38
Leclerc, Mike	2005-06	15	1	4	5	8	3	0	0	0	2	27
Leeman, Gary	1991-92 to 1992-93	59	11	12	23	37	-	-	-	-	-	11
Leiter, Bobby	1972-73 to 1974-75	234	64	81	145	41	4	0	0	0	2	16
Leivo, Josh	2020-21	38	6	3	9	10	-	-	-	-	-	27
Lemelin, Rejean	1978-79 to 1986-87	324	0	15	15	53	31	0	3	3	0	1, 31
Lemieux, Jean	1973-74 to 1975-76	140	10	38	48	35	4	1	1	2	0	20, 6
Lemieux, Jocelyn	1995-96	20	4	4	8	10	4	0	0	0	0	45
Lemieux, Richard	1975-76	1	0	1	1	0	2	0	0	0	0	20
Leopold, Jordan	2002-03 to 2005-06	233	16	55	71	110	39	0	12	12	18	4, 6, 40
	& 2008-09											
Lessard, Rick	1988-89 & 1990-91	7	0	2	2	2	-	-	-	-	-	3, 32
Letang, Alan	2001-02	2	0	0	0	0	-	-	-	-	-	2
Letourneau-Leblond, Pierre-Luc	2011-12	3	0	0	0	10	-	-	-	-	-	24
Lever, Don	1979-80 to 1981-82	113	48	58	106	66	20	5	8	13	20	12, 9
Lindberg, Chris	1991-92 to 1992-93	79	11	17	28	35	2	0	1	1	2	32, 11
Lindholm, Elias	2018-19 to 2020-21	207	75	104	179	64	15	3	5	8	6	28
Lindsay, Bill	1999-00 to 2000-01	132	9	21	30	183	-	-	-	-	-	22
Lombardi, Matthew	2003-04 to 2008-09	347	65	102	167	225	33	2	8	10	10	49, 18
Lomberg, Ryan	2017-18 to 2018-19	11	0	1	1	32	-	-	-	-	-	56
Loob, Hakan	1983-84 to 1988-89	450	193	236	429	189	73	26	28	54	16	12
Lowry, Dave	2000-01 to 2003-04	193	31	38	69	131	10	0	0	0	6	10
Loyns, Lynn	2003-04 to 2005-06	13	0	2	2	2	-	-	-	-	-	20, 37
Lucic, Milan	2019-20 to 2020-21	124	18	25	43	100	10	1	5	6	17	17
Lundmark, Jamie	2005-06 to 2006-07	99	16	23	39	72	6	0	1	1	7	24, 27,45
	2008-09 to 2009-10											
Lydman, Toni	2000-01 to 2003-04	289	19	74	93	140	6	0	1	1	2	32
Lysiak, Tom	1973-74 to 1978-79	445	155	276	431	329	11	2	5	7	12	12
MacDermid, Lane	2013-14	7	0	2	2	12	-	-	-	-	-	28
MacDonald, Craig	2005-06	25	3	2	5	8	1	0	0	0	0	29
MacDonald, Joey	2012-13 to 2013-14	32	0	0	0	2	-	-	-	-	-	35
MacInnis, Al	1981-82 to 1993-94	803	213	609	822	944	95	25	77	102	153	11, 22, 2
Mackey, Connor	2020-21	6	1	2	3	20	-	-	-	-	-	3
MacLellan, Brian	1988-89 to 1990-91	134	35	35	70	95	28	3	4	7	27	27
MacMillan, Bill	1972-73	78	10	15	25	52	-	-	-	-	-	20
MacMillan, Bob	1977-78 to 1981-82	308	122	173	295	111	24	8	9	17	16	11
Macoun, Jamie	1982-83 to 1991-92	586	62	184	246	664	84	6	19	25	87	34
Makarov, Sergei	1989-90 to 1992-93	297	94	198	292	199	9	1	6	7	0	42
Maki, Tomi	2006-07	1	0	0	0	0	-	-	-	-	-	57
Malgunas, Stewart	1999-00	4	0	1	1	2	-	-	-	-	-	34
Manery, Randy	1972-73 to 1976-77	377	30	142	172	242	9	0	2	2	4	7
Mangiapane, Andrew	2017-18 to 2020-21	178	43	34	77	56	15	3	3	6	6	88
Marchment, Bryan	2005-06	37	1	2	3	75	-	-	-	-	-	7
Markstrom, Jacob	2020-21	43	0	0	0	2	-	-	-	-	-	25
Markwart, Nevin	1991-92	10	2	1	3	25	-	-	-	-	-	23
Marsh, Brad	1978-79 to 1981-82	257	3	41	44	317	22	0	6	6	27	5, 22
Martineau, Don	1973-74	4	0	0	0	2	-	-	-	-	-	24

ALL-TIME ROSTER CONTINUED

		FLAMES CAREER SCORING					PLAYOFF CAREER SCORING					
PLAYER	**SEASONS**	**GP**	**G**	**A**	**PTS**	**PIM**	**GP**	**G**	**A**	**PTS**	**PIM**	**NO.**
Matteau, Stephane	1990-91 to 1991-92	82	16	19	35	112	5	0	1	1	0	23
May, Alan	1994-95	7	1	2	3	13	-	-	-	-	-	41
Mayers, Jamal	2009-10	27	1	5	6	53	-	-	-	-	-	19
McAdam, Gary	1981-82	46	12	15	27	18	3	0	0	0	0	28
McAmmond, Dean	2001-02 to 2003-04	137	38	43	81	78	-	-	-	-	-	37
McCarthy, Sandy	1993-94 to 1997-98	276	30	25	55	730	17	0	1	1	61	15
McCarty, Darren	2005-06 to 2006-07	99	7	6	13	175	7	2	0	2	15	25
McCreary, Keith	1972-73 to 1974-75	231	49	50	99	91	4	0	0	0	0	9
McCrimmon, Brad	1987-88 to 1989-90	231	16	67	83	274	37	2	8	10	60	4
McDonald, Lanny	1981-82 to 1988-89	492	215	191	406	408	72	24	23	47	98	9
McDonough, Al	1973-74	35	10	9	19	15	4	0	0	0	2	14
McElhinney, Curtis	2007-08 to 2009-10	29	0	0	0	2	1	0	0	0	0	31, 1
McGrattan, Brian	2009-10, 2012-13 to 2014-15	137	8	7	15	239	-	-	-	-	-	10, 16
McInnis, Marty	1996-97 to 1998-99	91	23	30	53	42	-	-	-	-	-	18
McKendry, Alex	1980-81	36	3	6	9	19	-	-	-	-	-	26
McLennan, Jamie	2002-03 to 2003-04	57	0	1	1	34	1	0	0	0	12	33, 29
	& 2006-07											
McTavish, Dale	1996-97	9	1	2	3	2	-	-	-	-	-	41
Meehan, Gerry	1974-75 to 1975-76	62	11	30	41	8	-	-	-	-	-	10
Mercredi, Vic	1974-75	2	0	0	0	0	-	-	-	-	-	10
Meredith, Greg	1980-81 & 1982-83	36	6	4	10	8	5	3	1	4	4	29, 25
Meyer, Stefan	2010-11	16	0	2	2	17	-	-	-	-	-	44
Mikkelson, Brendan	2010-11	19	0	1	1	2	-	-	-	-	-	29
Millen, Corey	1995-96 to 1996-97	92	15	25	40	42	-	-	-	-	-	34
Miller, Brad	1993-94	8	0	1	1	14	-	-	-	-	-	55, 34
Modin, Fredrik	2010-11	4	0	0	0	0	-	-	-	-	-	19
Mohns, Doug	1973-74	28	0	3	3	10	-	-	-	-	-	2
Mokosak, Carl	1981-82 to 1982-83	42	7	7	14	87	-	-	-	-	-	19, 10
Monahan, Sean	2013-14 to 2020-21	591	204	235	439	129	30	10	11	21	4	23
Montador, Steve	2001-02 to 2005-06	94	4	5	9	201	20	1	2	3	6	58, 5
Morgan, Jason	2003-04	13	0	2	2	2	-	-	-	-	-	46
Morris, Derek	1997-98 to 2001-02	343	34	129	163	385	-	-	-	-	-	53
Morrison, Brendan	2010-11 to 2011-12	94	13	41	54	22	-	-	-	-	-	8
Morrison, Lew	1972-73 to 1973-74	130	7	13	20	19	-	-	-	-	-	8
Morrow, Scott	1994-95	4	0	0	0	0	-	-	-	-	-	27
Moss, David	2006-07 to 2011-12	317	61	63	124	94	17	4	2	6	4	58, 25
Moss, Tyler	1997-98 to 1998-99	17	0	1	1	0	-	-	-	-	-	30
Mottau, Mike	2002-03	4	0	0	0	0	-	-	-	-	-	36
Mrozik, Rick	2002-03	2	0	0	0	0	-	-	-	-	-	51
Mulhern, Richard	1975-76 to 1978-79	207	25	67	92	153	5	0	3	3	5	4
Mullen, Joe	1985-86 to 1989-90	345	190	198	388	95	61	35	20	55	18	7
Murdoch, Bob	1978-79 to 1981-82	262	16	63	79	202	25	2	5	7	42	20
Murray, Bob	1973-74 to 1974-75	104	3	6	9	56	4	1	0	1	2	23
Murray, Marty	1995-96 to 2000-01	26	3	3	6	6	-	-	-	-	-	45, 28, 20
Murzyn, Dana	1987-88 to 1990-91	201	16	39	55	404	32	4	5	9	35	5
Musil, Frank	1990-91 to 1994-95	335	18	45	63	505	25	1	3	4	21	3
Muzzatti, Jason	1992-93 to 1994-95	2	0	0	0	0	-	-	-	-	-	31, 36
Myre, Phil	1972-73 to 1977-78	211	0	5	5	23	5	0	0	0	0	1
Nakladal, Jakub	2015-16	27	2	3	5	6	-	-	-	-	-	33
Nattress, Ric	1987-88 to 1991-92	226	9	53	62	204	38	4	6	10	30	6
Nazarov, Andrei	1998-99 to 1999-00	112	15	31	46	108	-	-	-	-	-	62
Neal, James	2018-19	63	7	12	19	28	4	0	0	0	0	18
Negrin, John	2008-09	3	0	1	1	2	-	-	-	-	-	61
Nemisz, Greg	2010-11 to 2011-12	15	0	1	1	0	-	-	-	-	-	48
Nesterov, Nikita	2020-21	38	0	4	4	20	-	-	-	-	-	89
Nichol, Scott	2001-02 to 2002-03	128	13	14	27	256	-	-	-	-	-	40
Nieckar, Barry	1994-95	3	0	0	0	12	-	-	-	-	-	28
Niedermayer, Rob	2001-02 to 2002-03	111	14	24	38	91	-	-	-	-	-	44
Nieuwendyk, Joe	1986-87 to 1994-95	577	314	302	616	330	66	32	28	60	36	18, 25
Nieminen, Ville	2003-04	19	3	5	8	18	24	4	4	8	55	24
Nilson, Marcus	2003-04 to 2007-08	194	19	23	42	77	34	4	7	11	14	26
Nilsson, Kent	1979-80 to 1984-85	425	229	333	562	90	33	4	24	28	8	14

ALL–TIME ROSTER CONTINUED

		FLAMES CAREER SCORING					PLAYOFF CAREER SCORING					
PLAYER	**SEASONS**	**GP**	**G**	**A**	**PTS**	**PIM**	**GP**	**G**	**A**	**PTS**	**PIM**	**NO.**
Nolan, Owen	2007-08	77	16	16	32	71	7	3	2	5	2	11
Nordstrom, Joakim	2020-21	44	1	6	7	6	-	-	-	-	-	20
Norwood, Lee	1993-94	16	0	1	1	16	-	-	-	-	-	6
Nylander, Michael	1993-94 to 1995-96	168	34	74	108	54	13	0	6	6	2	92, 26
	& 1997-98 to 1998-99											
Nystrom, Eric	2005-06 & 2007-08 to 2009-10	204	19	20	39	191	13	2	2	4	2	23
O'Brien, Shane	2013-14	45	0	3	3	58	-	-	-	-	-	55
O'Flaherty, Gerry	1978-79	1	1	0	1	2	-	-	-	-	-	18
Oliwa, Krzysztof	2003-04	65	3	2	5	247	20	2	0	2	6	33
Olsen, Darryl	1991-92	1	0	0	0	0	-	-	-	-	-	32
Ortio, Joni	2013-14 to 2015-16	22	0	2	2	2	-	-	-	-	-	37
Osiecki, Mark	1991-92	50	2	7	9	24	-	-	-	-	-	55
O'Sullivan, Chris	1996-97 to 1998-99	49	2	11	13	14	-	-	-	-	-	19
Otto, Joel	1984-85 to 1994-95	730	167	261	428	1642	87	23	38	61	188	29
Pankewicz, Greg	1998-99	17	0	3	3	20	-	-	-	-	-	33
Paradise, Bob	1972-73 to 1973-74	89	1	8	9	116	-	-	-	-	-	6
Pardy, Adam	2008-09 to 2010-11	147	4	22	26	141	6	0	2	2	5	55, 7
Paslawski, Greg	1992-93 to 1993-94	28	6	5	11	2	6	3	0	3	0	23
Patrick, James	1993-94 to 1997-98	217	14	56	70	82	16	0	2	2	8	6, 5, 3
Patterson, Colin	1983-84 to 1990-91	416	88	99	187	187	72	11	16	27	55	11
Pelech, Matt	2008-09	5	0	3	3	9	-	-	-	-	-	56
Peluso, Anthony	2018-19	4	0	0	0	7	-	-	-	-	-	16
Peluso, Mike	1997-98	23	0	0	0	113	-	-	-	-	-	8
Peplinski, Jim	1980-81 to 1989-90	711	161	263	424	1467	99	15	31	46	382	24
	& 1994-95											
Peters, Warren	2008-09	16	1	0	1	12	4	0	0	0	0	63
Petit, Michel	1991-92 to 1993-94	134	8	40	48	243	-	-	-	-	-	7
Petrovicky, Ronald	2000-01 to 2001-02	107	9	12	21	139	-	-	-	-	-	36
Phaneuf, Dion	2005-06 to 2009-10	378	75	153	228	522	25	5	7	12	22	3
Phillipoff, Harold	1977-78 to 1978-79	118	26	53	79	241	2	0	1	1	2	24
Phillips, Matthew	2020-21	1	0	0	0	0	-	-	-	-	-	41
Picard, Noel	1972-73	57	1	10	11	53	-	-	-	-	-	22
Piskula, Joe	2011-12	5	0	0	0	2	-	-	-	-	-	43
Plager, Bill	1972-73	76	2	11	13	92	-	-	-	-	-	2
Plett, Willi	1975-76 to 1981-82	452	150	149	299	1267	27	12	6	18	191	22, 25
Poirier, Emile	2014-15 to 2015-16	8	0	1	1	2	-	-	-	-	-	57, 28
Potter, Corey	2014-15	6	0	0	0	0	2	0	0	0	0	28
Priakin, Sergei	1988-89 to 1990-91	46	3	8	11	2	3	0	0	0	0	16
Price, Noel	1972-73 to 1974-75	199	5	40	45	160	4	0	0	0	6	4
Primeau, Wayne	2006-07 to 2008-09	94	6	15	21	76	13	1	2	3	18	19
Pronovost, Jean	1978-79 to 1979-80	155	52	58	110	42	6	2	0	2	4	9
Prout, Dalton	2018-19	20	1	1	2	8	-	-	-	-	-	6
Prust, Brandon	2006-07 & 2008-09	78	2	5	7	202	-	-	-	-	-	33
	to 2009-10											
Quine, Alan	2018-19 to 2019-20	22	4	2	6	10	3	0	1	1	0	89
Quinn, Dan	1983-84 to 1986-87	222	72	119	191	100	29	11	12	23	14	10
Quinn, Pat	1972-73 to 1976-77	374	12	87	99	555	7	0	1	1	8	3
Racine, Yves	1996-97	46	1	15	16	24	-	-	-	-	-	36
Ramage, John	2014-15	1	0	0	0	0	-	-	-	-	-	49
Ramage, Rob	1987-88 to 1988-89	80	4	19	23	193	29	2	14	16	47	55
Ramholt, Tim	2007-08	1	0	0	0	0	-	-	-	-	-	47
Ramo, Karri	2013-14 to 2015-16	111	0	2	2	10	7	0	0	0	0	31
Ranheim, Paul	1988-89 to 1993-94	354	94	100	194	105	19	3	6	9	2	26, 28
Rautakallio, Pekka	1979-80 to 1981-82	235	33	121	154	122	23	2	5	7	8	4
Raymond, Mason	2014-15 to 2015-16	86	16	12	28	16	8	0	2	2	0	21
Redmond, Dick	1977-78	42	7	11	18	16	2	1	0	1	0	5
Reese, Jeff	1991-92 to 1993-94	39	0	5	5	16	4	0	0	0	0	35
Regehr, Richie	2006-07	20	1	3	4	6	-	-	-	-	-	49
Regehr, Robyn	1999-00 to 2010-11	827	29	134	163	802	41	3	12	15	28	28
Reichel, Robert	1990-91 to 1996-97	425	153	201	354	217	26	5	14	19	6	26
Reierson, Dave	1988-89	2	0	0	0	2	-	-	-	-	-	8
Reinhart, Max	2012-13 to 2014-15	23	1	4	5	6	-	-	-	-	-	59

ALL–TIME ROSTER CONTINUED

		FLAMES CAREER SCORING					PLAYOFF CAREER SCORING					
PLAYER	**SEASONS**	**GP**	**G**	**A**	**PTS**	**PIM**	**GP**	**G**	**A**	**PTS**	**PIM**	**NO.**
Reinhart, Paul	1979-80 to 1987-88	517	109	335	444	203	76	21	51	72	38	23
Reinprecht, Steve	2003-04 to 2005-06	96	17	41	58	28	-	-	-	-	-	27
Ribble, Pat	1976-77 to 1978-79	203	12	31	43	188	4	0	1	1	8	23, 3, 22,
	& 1981-82 to 1982-83											8, 28
Richard, Jacques	1972-73 to 1974-75	215	57	46	103	108	4	0	0	0	2	15
Rieder, Tobias	2019-20	55	4	6	10	6	10	3	2	5	0	16
Riggin, Pat	1979-80 to 1981-82	119	0	6	6	11	14	0	0	0	0	31, 1
Rinaldo, Zac	2019-20 to 2020-21	23	3	2	5	39	5	0	0	0	4	36
Rioux, Pierre	1982-83	14	1	2	3	4	-	-	-	-	-	32
Risebrough, Doug	1982-83 to 1986-87	247	68	101	169	583	50	10	17	27	95	8
Ritchie, Brett	2020-21	32	4	4	8	24	-	-	-	-	-	24
Ritchie, Byron	2005-06 to 2006-07	109	12	8	20	137	8	0	0	0	10	15
Rittich, David	2016-17 to 2020-21	130	0	1	1	24	1	0	0	0	0	40, 33
Roberts, Gary	1986-87 to 1995-96	585	257	248	505	1736	58	13	30	43	216	32, 10
Robinson, Buddy	2019-20 to 2020-21	14	1	0	1	7	1	0	0	0	0	53
Roche, Dave	1998-99 to 1999-00	38	3	3	6	49	-	-	-	-	-	25
Rochefort, Leon	1972-73 to 1973-74	110	19	30	49	23	-	-	-	-	-	11
Roloson, Dwayne	1996-97 to 1997-98	70	0	4	4	12	-	-	-	-	-	30
Romanchych, Larry	1972-73 to 1976-77	288	68	95	163	100	7	2	2	4	4	21, 9
Rota, Darcy	1978-79 to 1979-80	57	19	13	32	70	2	0	1	1	26	18
Roy, Andre	2008-09	44	3	0	3	83	2	0	0	0	0	27
Russell, Kris	2013-14 to 2015-16	198	15	63	78	40	11	2	5	7	7	4
Russell, Phil	1978-79 to 1982-83	322	29	103	132	469	34	3	13	16	70	2, 3, 5
Ruzicka, Adam	2020-21	3	0	1	1	4	-	-	-	-	-	63
Ryan, Derek	2018-19 to 2020-21	192	25	55	80	50	15	1	2	3	2	10
Rychel, Kerby	2018-19	2	0	0	0	0	-	-	-	-	-	39
St. Sauveur, Claude	1975-76	79	24	24	48	23	2	0	0	0	0	11
Sabourin, Dany	2003-04	4	0	1	1	0	-	-	-	-	-	50
Sabourin, Ken	1988-89 to 1990-91	27	1	4	5	72	1	0	0	0	0	23, 55
Saprykin, Oleg	1999-00 to 2003-04	187	29	47	76	132	26	3	3	6	14	19
Sarault, Yves	1995-96	11	2	1	3	4	-	-	-	-	-	36
Sarich, Cory	2007-08 to 2012-13	379	10	49	59	462	12	0	2	2	8	6
Sauve, Philippe	2005-06	8	0	0	0	21	-	-	-	-	-	30
Savard, Marc	1999-00 to 2001-02	221	60	94	154	158	-	-	-	-	-	27
Schlegel, Brad	1993-94	26	1	6	7	4	-	-	-	-	-	21
Schlemko, David	2014-15	19	0	0	0	8	11	0	1	1	2	3
Schulte, Paxton	1996-97	1	0	0	0	2	-	-	-	-	-	35
Scoville, Darrel	1999-00	6	0	0	0	2	-	-	-	-	-	2, 4, 45
Seiling, Rod	1978-79	36	0	4	4	12	2	0	0	0	0	15
Setoguchi, Devin	2014-15	19	3	7	10	4	-	-	-	-	-	22
Shand, Dave	1976-77 to 1979-80	288	14	63	77	324	11	0	1	1	57	8
Shannon, Darryl	1999-00	27	1	8	9	22	-	-	-	-	-	2
Shantz, Jeff	1998-99 to 2001-02	256	33	53	86	151	-	-	-	-	-	11
Sharples, Scott	1991-92	1	0	0	0	0	-	-	-	-	-	1
Sheehy, Neil	1983-84 to 1987-88	222	13	34	47	725	32	0	2	2	104	5, 15
	& 1991-92											
Shinkaruk, Hunter	2015-16 to 2016-17	14	2	2	4	4	-	-	-	-	-	49
Shore, Drew	2014-15 to 2015-16	13	1	3	4	2	1	0	0	0	2	22
Shore, Nick	2017-18	9	1	2	3	4	-	-	-	-	-	25
Sieloff, Patrick	2015-16	1	1	0	1	2	-	-	-	-	-	50
Simard, Martin	1990-91 to 1991-92	37	1	5	6	172	-	-	-	-	-	38, 13
Simon, Chris	2003-04 to 2005-06	85	11	16	27	119	22	5	3	8	81	15, 17
Simon, Dominik	2020-21	11	0	0	0	0	-	-	-	-	-	70
Simpson, Bobby	1976-77 to 1980-81	127	23	18	41	94	4	0	1	1	2	11, 22
Simpson, Todd	1995-96 to 1998-99	214	4	26	30	500	-	-	-	-	-	40, 27
Sjostrom, Fredrik	2009-10	46	1	5	6	8	-	-	-	-	-	11
Skalde, Jarrod	1995-96	1	0	0	0	0	-	-	-	-	-	38
Skrudland, Brian	1992-93	16	2	4	6	10	6	0	3	3	12	39
Sloan, Blake	2001-02 to 2002-03	74	2	10	12	32	-	-	-	-	-	24
Smid, Ladislav	2013-14 to 2015-16	109	1	6	7	81	-	-	-	-	-	3, 15
Smith, Brad	1979-80 to 1980-81	49	7	4	11	69	-	-	-	-	-	24, 18

ALL–TIME ROSTER CONTINUED

		FLAMES CAREER SCORING					PLAYOFF CAREER SCORING					
PLAYER	**SEASONS**	**GP**	**G**	**A**	**PTS**	**PIM**	**GP**	**G**	**A**	**PTS**	**PIM**	**NO.**
Smith, Derek	2011-12 to 2013-14	83	2	11	13	24	-	-	-	-	-	27
Smith, Mark	2007-08	54	1	3	4	59	-	-	-	-	-	16
Smith, Mike	2017-18 to 2018-19	97	0	5	5	10	5	0	1	1	4	41
Smith, Steve	1998-99 to 2000-01	102	1	20	21	139	-	-	-	-	-	55
Smyth, Greg	1991-92 to 1992-93	42	2	3	5	110	-	-	-	-	-	6
Sonnenberg, Martin	2003-04	5	0	0	0	2	-	-	-	-	-	25
Sorochan, Lee	1998-99 to 1999-00	3	0	0	0	0	-	-	-	-	-	33, 32
Staios, Steve	2009-10 to 2010-11	57	4	9	13	40	-	-	-	-	-	27
Stajan, Matt	2009-10 to 2017-18	558	59	131	190	279	14	1	3	4	21	18
Stefaniw, Morris	1972-73	13	1	1	2	2	-	-	-	-	-	19
Stempniak, Lee	2011-12 to 2013-14	160	31	52	83	56	-	-	-	-	-	22
Stern, Ron	1990-91 to 1997-98	396	59	66	125	1288	31	6	6	12	85	22
Stewart, Chris	2017-18	7	1	2	3	0	-	-	-	-	-	8
Stewart, John	1972-73 to 1973-74	142	35	32	67	71	4	0	0	0	10	17
Stiles, Tony	1983-84	30	2	7	9	20	-	-	-	-	-	21
Stillman, Cory	1994-95 to 2000-01	393	109	126	235	192	2	1	1	2	0	20, 16
St. Louis, Martin	1998-99 to 1999-00	69	4	16	20	32	-	-	-	-	-	46, 15
Stone, Michael	2016-17 to 2020-21	169	9	23	32	80	4	1	0	1	0	26
Street, Ben	2012-13 to 2013-14	19	0	2	2	4	-	-	-	-	-	38
Struch, David	1993-94	4	0	0	0	4	-	-	-	-	-	33
Stuart, Brad	2006-07	27	0	5	5	18	6	0	1	1	6	6
Sullivan, Mike	1993-94 to 1996-97	205	20	28	48	54	18	4	6	10	10	32
Sundblad, Niklas	1995-96	2	0	0	0	0	-	-	-	-	-	35
Suter, Gary	1985-86 to 1993-94	617	128	437	565	872	49	6	33	39	66	20
Sutter, Brett	2008-09 to 2010-11	18	1	1	2	12	-	-	-	-	-	42
Sutter, Ron	2000-01	21	1	3	4	12	-	-	-	-	-	20
Sweeney, Bob	1995-96	6	1	1	2	6	2	0	0	0	0	17
Sweeney, Tim	1990-91 to 1991-92	53	8	11	19	12	-	-	-	-	-	7
Tabaracci, Rick	1994-95 to 1996-97	97	0	4	4	22	4	0	0	0	0	31
	& 1997-98											
Talafous, Dean	1974-75	18	1	4	5	13	-	-	-	-	-	24
Talbot, Cam	2019-20	26	0	0	0	21	10	0	0	0	2	39
Tambellini, Steve	1983-84 to 1984-85	120	34	20	54	20	2	0	1	1	0	15
Tanev, Chris	2020-21	56	2	10	12	6	-	-	-	-	-	8
Tanguay, Alex	2006-07 to 2007-08	342	86	198	284	166	13	1	7	8	12	60, 40
	& 2010-11 to 2012-13											
Taylor, Danny	2012-13	2	0	0	0	0	-	-	-	-	-	41
Thompson, Rocky	1997-98 to 1998-99	15	0	0	0	86	-	-	-	-	-	55,22
Titov, German	1993-94 to 1997-98	345	107	121	228	142	18	7	6	13	14	13
Tkachuk, Matthew	2016-17 to 2020-21	349	110	168	278	357	15	3	2	5	32	19
Tkaczuk, Daniel	2000-01	19	4	7	11	14	-	-	-	-	-	18
Tonelli, John	1985-86 to 1987-88	161	40	76	116	164	31	9	14	23	61	27
Torgaev, Pavel	1995-96 & 1999-00	50	6	12	18	18	1	0	0	0	0	35, 18, 50
Toskala, Vesa	2009-10	6	0	0	0	0	-	-	-	-	-	35
Trefilov, Andrei	1992-93 to 1994-95	23	0	0	0	6	-	-	-	-	-	1, 35
	& 1998-99											
Turek, Roman	2001-02 to 2003-04	152	0	10	10	18	1	0	0	0	0	1
Turnbull, Randy	1981-82	1	0	0	0	2	-	-	-	-	-	22
Unger, Garry	1979-80	79	17	16	33	39	4	0	3	3	2	17, 7
Vail, Eric	1973-74 to 1981-82	539	206	246	452	246	20	5	6	11	6	22, 25, 27
Valimaki, Juuso	2018-19 to 2020-21	73	3	11	14	38	2	0	1	1	0	8, 6
Van Brabant, Bryce	2013-14	6	0	0	0	2	-	-	-	-	-	48
Van der Gulik, David	2008-09	6	0	2	2	0	-	-	-	-	-	59
Vandermeer, James	2007-08 to 2008-09	67	1	8	9	149	13	0	1	1	8	4
Varlamov, Sergei	1997-98 & 1999-00	8	3	0	3	0	-	-	-	-	-	24, 37
Vernon, Michael	1982-83 to 83-84, 85-86 to	526	0	34	34	192	81	0	3	3	18	30, 29
	93-94 & 2000-01 to 01-02											
Versteeg, Kris	2016-17 to 2017-18	93	18	27	45	52	4	1	3	4	4	10
Vey, Linden	2016-17	4	0	0	0	0	-	-	-	-	-	16
Viitakoski, Vesa	1993-94 to 1995-96	23	2	4	6	8	-	-	-	-	-	32, 19
Volcan, Mickey	1983-84	19	1	4	5	18	-	-	-	-	-	5
Walker, Howard	1982-83	3	0	0	0	7	-	-	-	-	-	12

ALL–TIME ROSTER CONTINUED

		FLAMES CAREER SCORING					PLAYOFF CAREER SCORING					
PLAYER	**SEASONS**	**GP**	**G**	**A**	**PTS**	**PIM**	**GP**	**G**	**A**	**PTS**	**PIM**	**NO.**
Walz, Wes	1993-94 to 1994-95	92	17	39	56	27	7	3	0	3	2	17
Wamsley, Rick	1987-88 to 1991-92	111	0	2	2	12	4	0	0	0	0	31
Wappel, Gord	1979-80 to 1981-82	20	1	1	2	10	2	0	0	0	4	24, 2, 21
Ward, Ed	1994-95 to 1998-99	215	16	24	40	284	-	-	-	-	-	42
Warrener, Rhett	2003-04 to 2008-09	231	11	26	37	239	37	0	1	1	30	44
Werenka, Brad	1999-00 to 2000-01	45	2	5	7	37	-	-	-	-	-	33, 2
Westgarth, Kevin	2013-14	48	4	3	7	68	-	-	-	-	-	15
White, Ian	2009-10 to 2010-11	43	6	12	18	18	-	-	-	-	-	3
Whitmore, Kay	2001-02	1	0	0	0	0	-	-	-	-	-	35
Wideman, Dennis	2012-13 to 2016-17	280	32	104	136	126	11	0	7	7	12	26, 6
Wiemer, Jason	1997-98 to 2000-01	252	34	32	66	567	-	-	-	-	-	24
	& 2005-06											
Wilm, Clarke	1998-99 to 2001-02	303	31	42	73	250	-	-	-	-	-	23
Wilson, Bert	1980-81	50	5	7	12	94	1	0	0	0	0	8
Wilson, Carey	1983-84 to 1987-88	355	102	161	263	160	32	6	6	12	10	33
	& 1990-91 to 1992-93											
Wilson, Clay	2011-12	5	0	0	0	4	-	-	-	-	-	21
Wilson, Rik	1985-86	2	0	0	0	0	-	-	-	-	-	32
Wolf, David	2014-15	3	0	0	0	2	1	0	0	0	0	45
Wortman, Kevin	1993-94	5	0	0	0	2	-	-	-	-	-	34
Wotherspoon, Tyler	2013-14 to 2016-17	30	0	5	5	4	6	0	0	0	0	56, 26
Wregget, Ken	1998-99	27	0	1	1	8	-	-	-	-	-	31
Wright, Jamie	2001-02 to 2002-03	63	6	14	20	32	-	-	-	-	-	18
Yawney, Trent	1991-92 to 1995-96	274	11	45	56	368	19	3	2	5	26	18, 8
Yelesin, Alexander	2019-20	4	0	0	0	0	0	0	0	0	0	45
Yelle, Stephane	2002-03 to 2007-08	339	31	65	96	174	43	6	3	9	32	11, 7
Young, C.J.	1992-93	28	3	2	5	20	-	-	-	-	-	23
Zagidulin, Artyom	2020-21	1	0	0	0	0	-	-	-	-	-	50
Zaharko, Miles	1977-78	71	1	19	20	26	1	0	0	0	0	23
Zalapski, Zarley	1993-94 to 1997-98	178	21	55	76	220	18	0	8	8	16	33
Zemlak, Richard	1991-92	5	0	1	1	42	-	-	-	-	-	21
Zyuzin, Andrei	2006-07	49	1	5	6	30	5	1	0	1	2	7

ALL–TIME SWEATER ROSTER

1

Myre, Phil	1972-73 to 1977-78
Lemelin, Rejean	1978-79 & 1986-87
Craig, Jim	1979-80
Riggin, Pat	1979-80 to 1981-82
Edwards, Don	1982-83 to 1984-85
D'Amour, Marc	1985-86
Guenette, Steve	1989-90 to 1990-91
Sharples, Scott	1991-92
Trefilov, Andrei	1992-93 to 1994-95
Moss, Tyler	1997-98
Garner, Tyrone	1998-99
Turek, Roman	2001-02 to 2003-04
McElhinney, Curtis	2008-09 to 2009-10
Hiller, Jonas	2014-15 to 2015-16
Elliott, Brian	2016-17

2

Bennett, Curt	1972-73 to 1977-78 & 1979-80
Plager, Bill	1972-73
Mohns, Doug	1973-74
Gibbs, Barry	1974-75 to 1977-78
Fox, Greg	1977-78 to 1978-79
Russell, Phil	1978-79 to 1982-83
Wappel, Gord	1979-80 to 1981-82
Bourgeois, Charles	1981-82
MacInnis, Al	1983-84 to 1993-94
Allison, Jamie	1996-97 to 1997-98
Scoville, Darrel	1999-00
Shannon, Darryl	1999-00
Werenka, Brad	2000-01
Letang, Alan	2001-02
Commodore, Mike	2002-03 to 2003-04

3

Quinn, Pat	1972-73 to 1976-77
Ribble, Pat	1976-77 to 1978-79 & 1981-82 to 1982-83
Russell, Phil	1978-79 to 1982-83
Curtale, Tony	1980-81
Konroyd, Steve	1980-81 to 1985-86
Guy, Kevan	1986-87 to 1987-88
Lessard, Rick	1988-89 & 1990-91
Musil, Frank	1990-91 to 1994-95
Patrick, James	1995-96 to 1997-98
Gauthier, Denis	1998-99 to 2003-04
Phaneuf, Dion	2005-06 to 2009-10
White, Ian	2009-10 to 2010-11
Carson, Brett	2010-11 to 2012-13
Smid, Ladislav	2013-14
Schlemko, David	2014-15
Jokipakka, Jyrki	2015-16 to 2016-17
Fantenberg, Oscar	2018-19
Mackey, Connor	2020-21

4

Price, Noel	1972-73 to 1974-75
Mulhern, Richard	1975-76 to 1978-79
Rautakallio, Pekka	1979-80 to 1981-82
Baxter, Paul	1983-84 to 1986-87
McCrimmon, Brad	1987-88 to 1989-90
Kyte, Jim	1990-91 to 1991-92
Dahl, Kevin	1992-93 to 1995-96 & 1997-98
Featherstone, Glen	1996-97
Helenius, Sami	1998-99
Dollas, Bobby	1999-00
Scoville, Darrel	1999-00
Belak, Wade	2000-01
Eakins, Dallas	2000-01 to 2001-02
Leopold, Jordan	2002-03 to 2003-04
Hamrlik, Roman	2005-06 to 2006-07
Vandermeer, Jim	2007-08 to 2008-09
Bouwmeester, Jay	2009-10 to 2012-13
Russell, Kris	2013-14 to 2015-16
Andersson, Rasmus	2018-19 to 2020-21

5

Harris, Ron	1972-73
Bennett, Curt	1972-73 to 1977-78 & 1979-80
Redmond, Dick	1977-78
Marsh, Brad	1978-79 to 1981-82
Russell, Phil	1978-79 to 1982-83
Volcan, Mickey	1983-84
Sheehy, Neil	1983-84 to 1987-88
Murzyn, Dana	1987-88 to 1990-91
Guy, Kevan	1990-91 to 1991-92
Dahlquist, Chris	1992-93 to 1993-94
Patrick, James	1994-95
Bouchard, Joel	1995-96
Albelin, Tommy	1995-96 to 2000-01
Montador, Steve	2002-03 to 2005-06
Giordano, Mark	2005-06 to 2006-07 & 2008-09 to 2020-21

6

Paradise, Bob	1972-73 to 1973-74
Lemieux, Jean	1973-74 to 1975-76
Houston, Ken	1975-76 to 1981-82
Dunn, Richie	1982-83
Hanson, Keith	1983-84
Cavallini, Gino	1984-85 to 1985-86
Johnson, Terry	1985-86
Engblom, Brian	1986-87
Nattress, Ric	1987-88 to 1991-92
Smyth, Greg	1991-92 to 1992-93
Norwood, Lee	1993-94
Wortman, Kevin	1993-94
Patrick, James	1993-94
Bouchard, Joel	1996-97 to 1997-98
Housley, Phil	1994-95 to 1995-96 & 1998-99 to 2000-01
Boughner, Bob	2001-02 to 2002-03
Leopold, Jordan	2005-06
Stuart, Brad	2006-07
Sarich, Cory	2007-08 to 2012-13
Wideman, Dennis	2013-14 to 2016-17
Prout, Dalton	2018-19
Davidson, Brandon	2019-20
Valimaki, Juuso	2020-21

7

Manery, Randy	1972-73 to 1976-77
Chouinard, Guy	1974-75 to 1982-83
Lalonde, Bobby	1977-78 to 1979-80 & 1981-82
Unger, Garry	1979-80
Holt, Randy	1980-81 to 1981-82
Eaves, Mike	1983-84 to 1985-86
Mullen, Joe	1985-86 to 1989-90
Sweeney, Tim	1990-91 to 1991-92
Petit, Michel	1991-92 to 1993-94
Allison, Jamie	1994-95
Konroyd, Steve	1994-95
Huscroft, Jamie	1995-96 to 1996-97
Dingman, Chris	1997-98 to 1998-99
Begin, Steve	1999-00
Clark, Chris	1999-00
Bureau, Marc	1999-00
Kobasew, Chuck	2002-03 to 2003-04
Marchment, Bryan	2005-06
Zyuzin, Andrei	2006-07
Yelle, Stephane	2007-08
Bertuzzi, Todd	2008-09
Pardy, Adam	2009-10 to 2010-11
Brodie, T.J.	2011-12 to 2019-20

8

Morrison, Lew	1972-73 to 1973-74
Harvey, Buster	1974-75 to 1975-76
Kryskow, Dave	1975-76
Shand, Dave	1976-77 to 1979-80
Wilson, Bert	1980-81
Eloranta, Kari	1981-82 to 1982-83
Risebrough, Doug	1982-83 to 1986-87
Reierson, Dave	1988-89
Yawney, Trent	1995-96
Helenius, Sami	1996-97
Peluso, Mike	1997-98
Bure, Valeri	1997-98 to 2000-01
Buzek, Petr	2001-02 to 2002-03
Ference, Brad	2006-07
Eriksson, Anders	2007-08 to 2008-09
Kronwall, Staffan	2009-10
Morrison, Brendan	2010-11 to 2011-12
Kolanos, Krys	2011-12
Colborne, Joe	2013-14 to 2015-16
Grossmann, Nicklas	2016-17
Stewart, Chris	2017-18
Valimaki, Juuso	2018-19 to 2019-20
Tanev, Chris	2020-21

9

McCreary, Keith	1972-73 to 1974-75
Romanchych, Larry	1972-73 to 1976-77
Flett, Bill	1975-76 to 1976-77
Pronovost, Jean	1978-79 to 1979-80
Lever, Don	1979-80 to 1981-82
Cyr, Denis	1980-81 to 1982-83
McDonald, Lanny	1981-82 to 1988-89

10

Gratton, Norm	1972-73
Deadmarsh, Butch	1972-73 to 1973-74
Byers, Jerry	1974-75
Chouinard, Guy	1974-75 to 1982-83
Meehan, Gerry	1974-75 to 1975-76
Mercredi, Vic	1974-75
Clement, Bill	1975-76 to 1981-82
Mokosak, Carl	1981-82 to 1982-83
Quinn, Dan	1983-84 to 1986-87
Roberts, Gary	1986-87 to 1995-96
Lowry, Dave	2000-01 to 2003-04
Amonte, Tony	2005-06 to 2006-07
McGrattan, Brian	2009-10
Hagman, Niklas	2010-11 to 2011-12
Comeau, Blake	2011-12 to 2012-13
Cervenka, Roman	2012-13
Knight, Corban	2013-14 to 2014-15
Versteeg, Kris	2016-17 to 2017-18
Ryan, Derek	2018-19 to 2020-21

ALL–TIME SWEATER ROSTER CONTINUED

11

Hogoboam, Bill	1972-73
Rochefort, Leon	1972-73 to 1973-74
St. Sauveur, Claude	1975-76
Simpson, Bobby	1976-77 to 1980-81
MacMillan, Bob	1977-78 to 1981-82
Lalonde, Bobby	1977-78 to 1979-80 & 1981-82
MacInnis, Al	1981-82
Christoff, Steve	1982-83
Patterson, Colin	1983-84 to 1990-91
Leeman, Gary	1991-92 to 1992-93
Lindberg, Chris	1992-93
Kisio, Kelly	1993-94 to 1994-95
Conacher, Pat	1995-96
Landry, Eric	1997-98
Shantz, Jeff	1998-99 to 2001-02
Yelle, Stephane	2002-03 to 2006-07
Nolan, Owen	2007-08
Sjostrom, Fredrik	2009-10
Hagman, Niklas	2009-10
Backlund, Mikael	2010-11 to 2020-21

12

Hicke, Ernie	1972-73
Lysiak, Tom	1973-74 to 1978-79
Boldirev, Ivan	1978-79 to 1979-80
Lever, Don	1979-80 to 1981-82
Cyr, Denis	1980-81 to 1982-83
Harrer, Tim	1982-83
Walker, Howard	1982-83
Loob, Hakan	1983-84 to 1988-89
Fenton, Paul	1990-91
Kruse, Paul	1991-92 to 1996-97
Iginla, Jarome	1996-97 to 2012-13

13

Simard, Martin	1990-91 to 1991-92
Heaphy, Shawn	1992-93
Titov, German	1993-94 to 1997-98
Jokinen, Olli	2010-11 to 2011-12
Cammalleri, Michael	2008-09 & 2012-13 to 2013-14
Gaudreau, Johnny	2014-15 to 2020-21

14

Arnason, Chuck	1973-74
McDonough, Al	1973-74
Ecclestone, Tim	1974-75 to 1977-78
Carr, Gene	1978-79
Nilsson, Kent	1979-80 to 1984-85
Bradley, Brian	1985-86 to 1987-88
Fleury, Theoren	1988-89 to 1998-99

15

Richard, Jacques	1972-73 to 1974-75
Bowness, Rick	1975-76 to 1976-77
Seiling, Rod	1978-79
Gorman, Dave	1979-80
Henderson, Paul	1979-80
LaVallee, Kevin	1980-81 to 1982-83
Tambellini, Steve	1983-84 to 1984-85
Bartel, Robin	1985-86
Churla, Shane	1987-88 to 1988-89
Chernomaz, Richard	1987-88 to 1988-89
Sheehy, Neil	1991-92
Ashton, Brent	1992-93
McCarthy, Sandy	1993-94 to 1997-98
St. Louis, Martin	1999-00
Fata, Rico	1999-00 to 2000-01
Betts, Blair	2001-02 to 2003-04
Simon, Chris	2003-04
Ritchie, Byron	2005-06 to 2006-07
Dawes, Nigel	2009-10
Jackman, Tim	2010-11 to 2013-14
Westgarth, Kevin	2013-14
Smid, Ladislav	2014-15 to 2016-17
Glass, Tanner	2017-18

16

Leiter, Bobby	1972-73 to 1974-75
Chouinard, Guy	1974-75 to 1981-82
Jackson, Jim	1982-83 to 1984-85
Lamb, Mark	1985-86
Hull, Brett	1985-86 to 1987-88
Priakin, Sergei	1988-89 to 1990-91
Chernomaz, Richard	1991-92
Berube, Craig	1991-92 to 1992-93
Freer, Mark	1993-94
Greig, Mark	1994-95
Borschevsky, Nikolai	1994-95
Stillman, Cory	1995-96 to 2000-01
Berube, Craig	1991-92 to 1992-93 & 2001-02 to 2002-03
Donovan, Shean	2002-03 to 2005-06
Friesen, Jeff	2006-07
Smith, Mark	2007-08
Boyd, Dustin	2008-09 to 2009-10
Kostopoulos, Tom	2010-11 to 2011-12
McGrattan, Brian	2012-13 to 2014-15
Jooris, Josh	2015-16
Vey, Linden	2016-17
Foo, Spencer	2017-18
Peluso, Anthony	2018-19
Rieder, Tobias	2019-20

17

Stewart, John	1972-73 to 1973-74
Graves, Hilliard	1974-75 to 1976-77
Laurence, Red	1978-79
Unger, Garry	1979-80
Adduono, Rick	1979-80
Hislop, Jamie	1980-81 to 1983-84
Eaves, Mike	1985-86
Hrdina, Jiri	1987-88 to 1990-91
Habscheid, Marc	1991-92
Walz, Wes	1993-94 to 1994-95
Hlushko, Todd	1995-96
Sweeney, Bob	1995-96
Domenichelli, Hnat	1996-97 to 1999-00
Botterill, Jason	1999-00
Krivokrasov, Sergei	1999-00
Clark, Chris	1999-00 to 2003-04
Simon, Chris	2005-06
Godard, Eric	2007-08
Bourque, Rene	2008-09 to 2011-12
Bouma, Lance	2013-14 to 2016-17
Lucic, Milan	2019-20 to 2020-21

18

Comeau, Rey	1972-73 to 1977-78
O'Flaherty, Gerry	1978-79
Rota, Darcy	1978-79 to 1979-80
Smith, Brad	1979-80 to 1980-81
Hindmarch, Dave	1980-81 to 1984-85
Nieuwendyk, Joe	1986-87
Bucyk, Randy	1987-88
Coxe, Craig	1987-88
Grimson, Stu	1988-89 to 1989-90
Berggvist, Jonas	1989-90
Kruse, Paul	1990-91
Yawney, Trent	1991-92 to 1994-95
Torgajev, Pavel	1995-96
McInnis, Marty	1996-97 to 1998-99
Dubinsky, Steve	1998-99 to 1999-00
Tkaczuk, Daniel	2000-01
Wright, Jamie	2001-02 to 2002-03
Drury, Chris	2002-03
Lombardi, Matthew	2003-04 to 2008-09
Stajan, Matt	2009-10 to 2017-18
Neal, James	2018-19

19

Brown, Arnie	1972-73 to 1973-74
Stefaniw, Morris	1972-73
Kea, Ed	1973-74 to 1978-79
Henderson, Paul	1979-80
Gould, Bob	1979-80 to 1981-82
Mokosak, Carl	1981-82 to 1982-83
Eakin, Bruce	1981-82
Hunter, Tim	1981-82 to 1991-92
Harkins, Todd	1992-93
Haas, David	1993-94
Viitakoski, Vesa	1993-94 to 1995-96
O'Sullivan, Chris	1996-97 to 1998-99
Saprykin, Oleg	1999-00 to 2003-04
Kobasew, Chuck	2005-06 to 2006-07
Primeau, Wayne	2006-07 to 2008-09
Mayers, Jamal	2009-10
Modin, Fredrik	2010-11
Jones, Blair	2011-12 to 2013-14
Jones, David	2014-15 to 2015-16
Tkachuk, Matthew	2016-17 to 2020-21

20

MacMillan, Bill	1972-73
Hextall, Bryan	1973-74 to 1974-75
Lemieux, Jean	1973-74 to 1975-76
Lemieux, Richard	1975-76
Kryskow, Dave	1975-76
Murdoch, Bob	1978-79 to 1981-82
Eloranta, Kari	1981-82 to 1984-85
Suter, Gary	1985-86 to 1993-94
Stillman, Cory	1994-95
Evason, Dean	1995-96
Hlushko, Todd	1996-97 to 1997-98
Corbet, Rene	1998-99 to 1999-00
Murray, Marty	2000-01
Eakins, Dallas	2000-01
Sutter, Ron	2000-01
Botterill, Jason	2001-02
Johansson, Mathias	2002-03
Loyns, Lynn	2003-04
Huselius, Kristian	2005-06 to 2007-08
Glencross, Curtis	2008-09 to 2014-15
Lazar, Curtis	2016-17 to 2018-19
Forbort, Derek	2019-20
Nordstrom, Joakim	2020-21

ALL–TIME SWEATER ROSTER CONTINUED

21

Romanchych, Larry	1972-73 to 1976-77
Gould, John	1976-77 to 1978-79
Wappel, Gord	1979-80 to 1981-82
Ingarfield, Earl Jr.	1979-80 to 1980-81
Labraaten, Dan	1980-81 to 1981-82
Jalonen, Kari	1982-83 to 1983-84
Stiles, Tony	1983-84
Berezan, Perry	1984-85 to 1988-89
Johansson, Roger	1989-90 to 1990-91
Zemlak, Richard	1991-92
Godynyuk, Alexander	1991-92 to 1992-93
Schlegel, Brad	1993-94
Chiasson, Steve	1994-95 to 1996-97
Cassels, Andrew	1997-98 to 1998-99
Johansson, Andreas	1999-00
Hay, Dwayne	2000-01
Ference, Andrew	2002-03 to 2006-07
Hale, David	2006-07 to 2007-08
Jokinen, Olli	2008-09 to 2009-10
Higgins, Christopher	2009-10
Wilson, Clay	2011-12
Raymond, Mason	2014-15 to 2015-16
Hathaway, Garnet	2017-18 to 2018-19

22

Picard, Noel	1972-73
Vail, Eric	1973-74 to 1981-82
Bialowas, Dwight	1973-74 to 1974-75
Plett, Willi	1975-76 to 1981-82
Simpson, Bobby	1976-77 to 1980-81
Marsh, Brad	1978-79 to 1981-82
Gould, Bob	1979-80 to 1981-82
Wappel, Gord	1979-80 to 1981-82
Turnbull, Randy	1981-82
MacInnis, Al	1982-83
Eakin, Bruce	1983-84
Kromm, Richard	1983-84 to 1985-86
Fotiu, Nick	1985-86 to 1986-87
Bullard, Mike	1986-87 to 1987-88
Hunter, Mark	1988-89 to 1990-91
Stern, Ron	1990-91 to 1997-98
Thompson, Rocky	1998-99
Lindsay, Bill	1999-00 to 2000-01
Conroy, Craig	2000-01 to 2003-04
Langkow, Daymond	2005-06 to 2010-11
Stempniak, Lee	2011-12 to 2013-14
Setoguchi, Devin	2014-15
Shore, Drew	2014-15 to 2015-16

23

Murray, Bob	1973-74 to 1974-75
Carriere, Larry	1975-76 to 1976-77
Zaharko, Miles	1977-78
Reinhart, Paul	1979-80 to 1987-88
Sabourin, Ken	1988-89
Matteau, Stephane	1990-91 to 1991-92
Berube, Craig	1991-92
Markwart, Nevin	1991-92
Young, C.J.	1992-93
Paslawski, Greg	1992-93 to 1993-94
Kennedy, Sheldon	1994-95 to 1995-96
Gavey, Aaron	1996-97 to 1997-98
Wilm, Clarke	1998-99 to 2001-02
Gelinas, Martin	2002-03 to 2003-04
Nystrom, Eric	2007-08 to 2009-10
Hannan, Scott	2011-12
Monahan, Sean	2013-14 to 2020-21

24

Ketter, Kerry	1972-73
Martineau, Don	1973-74
Kea, Ed	1973-74 to 1978-79
Talafous, Dean	1974-75
Botting, Cam	1975-76
Houston, Ken	1975-76 to 1981-82
Phillipoff, Harold	1977-78 to 1978-79
Beaudoin, Serge	1979-80
Wappel, Gord	1979-80
Smith, Brad	1979-80
Peplinski, Jim	1980-81 to 1989-90 & 1994-95
Iginla, Jarome	1995-96 to 1996-97
Gauthier, Denis	1997-98
Hentunen, Jukka	2001-02
Sloan, Blake	2001-02 to 2002-03
Nieminen, Ville	2003-04
Wiemer, Jason	1997-98 to 2000-01 & 2005-06
Lundmark, Jamie	2005-06
Conroy, Craig	2006-07 to 2010-11
Letourneau-Leblond, Pierre-Luc	2011-12
Hudler, Jiri	2012-13 to 2015-16
Hamonic, Travis	2017-18 to 2019-20
Ritchie, Brett	2020-21

25

Plett, Willi	1975-76 to 1981-82
Meredith, Greg	1982-83
Eakin, Bruce	1983-84 to 1984-85
Courteau, Yves	1984-85
Bullard, Mike	1986-87 to 1987-88
Nieuwendyk, Joe	1986-87 to 1994-95
Roche, Dave	1998-99 to 1999-00
Krivokrasov, Sergei	1999-00
Andersson, Niklas	2000-01
Kravchuk, Igor	2000-01 to 2001-02
Sonnenberg, Martin	2003-04
McCarty, Darren	2005-06 to 2006-07
Moss, David	2007-08 to 2011-12
Bollig, Brandon	2014-15
Hamilton, Freddie	2015-16 to 2017-18
Shore, Nick	2017-18
Markstrom, Jacob	2020-21

26

McKendry, Alex	1980-81
Dwyer, Mike	1980-81 to 1981-82
Bridgman, Mel	1981-82 to 1982-83
Bozek, Steve	1983-84 to 1987-88
Ranheim, Paul	1988-89
Korn, Jim	1989-90
Reichel, Robert	1990-91 to 1994-95 & 1996-97
Kohn, Ladislav	1997-98
Nylander, Michael	1998-99
Landry, Eric	1998-99
Begin, Steve	1999-00 to 2001-02
Brigley, Travis	1999-00
Clark, Chris	1999-00
Eakins, Dallas	2000-01
Begin, Steve	1999-00 to 2002-03
Green, Josh	2003-04
Nilson, Marcus	2003-04 to 2007-08
Kotalik, Ales	2009-10 to 2010-11
Desbiens, Guillaume	2011-12
Wideman, Dennis	2012-13
Wotherspoon, Tyler	2014-15 to 2016-17
Stone, Michael	2016-17 to 2020-21

27

Vail, Eric	1973-74 to 1981-82
Beers, Eddy	1981-82 to 1985-86
Hampson, Gord	1982-83
Tonelli, John	1985-86 to 1987-88
MacLellan, Brian	1988-89 to 1990-91
Forslund, Tomas	1991-92 to 1992-93
Drury, Ted	1993-94
Morrow, Scott	1994-95
Simpson, Todd	1995-96 to 1998-99
Savard, Marc	1999-00 to 2002-03
Berube, Craig	2002-03
Reinprecht, Steve	2003-04 to 2005-06
Leclerc, Mike	2005-06
Roy, Andre	2008-09
Staios, Steve	2009-10 to 2010-11
Smith, Derek	2011-12 to 2013-14
Hamilton, Dougie	2015-16 to 2017-18
Czarnik, Austin	2018-19 to 2019-20
Leivo, Josh	2020-21

28

McAdam, Gary	1981-82
Bourgeois, Charles	1981-82 to 1985-86
DeGray, Dale	1985-86 to 1986-87
Bodak, Bob	1987-88
Ranheim, Paul	1988-89 to 1993-94
Nieckar, Barry	1994-95
Esau, Len	1994-95
Murray, Marty	1995-96 to 1997-98
Bassen, Bob	1998-99
Regehr, Robyn	1999-00 to 2010-11
Begin, Steve	2012-13
MacDermid, Lane	2013-14
Potter, Corey	2014-15
Poirier, Emile	2015-16
Lindholm, Elias	2018-19 to 2020-21

29

Dwyer, Mike	1980-81 to 1981-82
Meredith, Greg	1980-81
Bernhardt, Tim	1982-83
Brubaker, Jeff	1983-84
Otto, Joel	1984-85 to 1994-95
Hulse, Cale	1995-96 to 1996-97
Andersson, Erik	1997-98
Karpenko, Igor	1998-99
Belak, Wade	1998-99 to 1999-00
Vernon, Michael	2000-01 to 2001-02
McLennan, Jamie	2003-04 & 2006-07
Mikkelson, Brendan	2010-11
Aliu, Akim	2011-12 to 2012-13
Engelland, Deryk	2014-15 to 2016-17
Dube, Dillon	2018-19 to 2020-21

30

Bouchard, Dan	1972-73 to 1980-81
Vernon, Michael	1982-83 to 1983-84 & 1985-86 to 1993-94
Roloson, Dwayne	1996-97 to 1997-98
Moss, Tyler	1998-99
Brochu, Martin	2000-01

ALL-TIME SWEATER ROSTER CONTINUED

31

Belanger, Yves	1977-78 to 1978-79
Lemelin, Rejean	1978-79 to 1986-87
Riggin, Pat	1979-80 to 1981-82
Wamsley, Rick	1987-88 to 1991-92
Muzzatti, Jason	1993-94
Tabaracci, Rick	1994-95 to 1997-98
Wregget, Ken	1998-99
Fuhr, Grant	1999-00
Szuper, Levente	2002-03
Joseph, Curtis	2007-08
McElhinney, Curtis	2007-08
Ramo, Karri	2013-14 to 2015-16
Johnson, Chad	2016-17

32

Rioux, Pierre	1982-83
Eakin, Bruce	1983-84 to 1984-85
Bolduc, Dan	1983-84
Wilson, Rik	1985-86
Eloranta, Kari	1985-86
Roberts, Gary	1986-87
Glynn, Brian	1987-88 & 1989-90
Lessard, Rick	1988-89 & 1990-91
Olsen, Darryl	1991-92
Lindberg, Chris	1991-92 to 1992-93
Viitakoski, Vesa	1993-94
Sullivan, Mike	1993-94 to 1996-97
Sorochan, Lee	1999-00
Lydman, Toni	2000-01 to 2003-04
Hulse, Cale	1997-98 to 1999-00 & 2005-06
Byron, Paul	2011-12 to 2014-15
Backstrom, Niklas	2015-16
Gillies, Jon	2016-17 to 2017-18

33

Wilson, Carey	1983-84 to 1987-88 & 1990-91 to 1992-93
Chernomaz, Richard	1987-88 to 1988-89
Bureau, Marc	1989-90 to 1990-91
Struch, David	1993-94
Zalapski, Zarley	1993-94 to 1997-98
Pankewicz, Greg	1998-99
Sorochan, Lee	1998-99
Begin, Steve	1999-00
Werenka, Brad	1999-00
Allison, Jamie	2001-02
McLennan, Jamie	2002-03
Oliwa, Krzysztof	2003-04
Aucoin, Adrian	2007-08 to 2008-09
Prust, Brandon	2009-10
Babchuk, Anton	2010-11 to 2012-13
Diaz, Raphael	2014-15
Nakladal, Jakub	2015-16
Rittich, David	2016-17 to 2020-21

34

Macoun, Jamie	1982-83 to 1991-92
Johansson, Roger	1992-93
Miller, Brad	1993-94
Wortman, Kevin	1993-94
Bouchard, Joel	1994-95 to 1995-96
Millen, Corey	1995-96 to 1996-97
Dowd, Jim	1997-98
Malgunas, Stewart	1999-00
Kiprusoff, Miikka	2003-04 to 2012-13

35

Grimson, Stu	1988-89 to 1989-90
Reese, Jeff	1991-92 to 1993-94
Eisenhut, Neil	1994-95
Torgajev, Pavel	1995-96
Sundblad, Niklas	1995-96
Schulte, Paxton	1996-97
Trefilov, Andrei	1998-99
Whitmore, Kay	2001-02
Krahn, Brent	2003-04
Toskala, Vesa	2009-10
Karlsson, Henrik	2010-11 to 2011-12
MacDonald, Joey	2012-13 to 2013-14

36

Dadswell, Doug	1986-87 to 1987-88
Muzzatti, Jason	1992-93 to 1994-95
Esau, Len	1993-94
Sarault, Yves	1995-96
Racine, Yves	1996-97
Charron, Eric	1999-00
Petrovicky, Ronald	2000-01 to 2001-02
Mottau, Mike	2002-03
Keetley, Matt	2007-08 to 2009-10
Brouwer, Troy	2016-17 to 2017-18
Rinaldo, Zac	2019-20 to 2020-21

37

Harkins, Todd	1991-92
Kidd, Trevor	1991-92 to 1996-97
Gagner, Tyrone	1997-98
Gratton, Benoit	1999-00
Varlamov, Sergei	1999-00
Drury, Chris	2002-03
McAmmond, Dean	2001-02 & 2003-04
Prust, Brandon	2006-07
Irving, Leland	2011-12 to 2012-13
Ortio, Joni	2013-14 to 2015-16

38

Simard, Martin	1990-91 to 1991-92
Lebeau, Patrick	1992-93
Cowan, Jeff	1999-00 to 2001-02
Dome, Robert	2002-03
Jaffray, Jason	2008-09
Street, Ben	2012-13 to 2013-14
Froese, Byron	2020-21

39

Ahola, Peter	1993-94
Hlushko, Todd	1994-95
Ferguson, Craig	1995-96
Skalde, Jarrod	1995-96
Lakovic, Sasha	1996-97
Charron, Eric	1997-98 to 1998-99
Gilmour, Doug	1988-89 to 1991-92
Skrudland, Brian	1992-93
Keczmer, Dan	1993-94 to 1995-96
Gratton, Benoit	1999-00 to 2000-01
Christie, Ryan	2001-02
Germyn, Carson	2005-06 to 2006-07
Galiardi, T.J.	2013-14
Chiasson, Alex	2016-17
Rychel, Kerby	2018-19

40

Simpson, Todd	1995-96
Brathwaite, Fred	1998-99 to 2000-01
Nichol, Scott	2001-02 to 2002-03
Leopold, Jordan	2008-09
Tanguay, Alex	2006-07 to 2007-08, 2010-11 to 2012-13

41

May, Alan	1994-95
McTavish, Dale	1996-97
Boyd, Dustin	2006-07 to 2007-08
Ivanans, Raitis	2010-11 to 2011-12
Taylor, Danny	2012-13
Billins, Chad	2013-14
Smith, Mike	2017-18 to 2018-19
Phillips, Matthew	2020-21

42

Makarov, Sergei	1989-90 to 1992-93
Larose, Guy	1993-94
Ward, Ed	1994-95 to 1998-99
DuPont, Micki	2001-02 to 2002-03
Sutter, Brett	2008-09 to 2010-11
Cundari, Mark	2012-13 to 2013-14
Gawdin, Glenn	2020-21

43

Brigley, Travis	1997-98
Kohn, Ladislav	2002-03
Piskula, Joe	2011-12
Breen, Chris	2013-14

44

Hoglund, Jonas	1996-97
Fata, Rico	1998-99
Niedermayer, Rob	2001-02 to 2002-03
Warrener, Rhett	2003-04 to 2008-09
Johnson, Aaron	2009-10
Meyer, Stefan	2010-11
Butler, Chris	2011-12 to 2013-14
Bartkowski, Matt	2016-17 to 2017-18

45

Murray, Marty	1995-96
Lemieux, Jocelyn	1995-96
Jantunen, Marko	1996-97
Scoville, Darrel	1999-00
Lundmark, Jamie	2008-09 to 2009-10
Wolf, David	2014-15
Yelesin, Alexander	2019-20

46

Kohn, Ladislav	1995-96
St. Louis, Martin	1998-99
Morgan, Jason	2003-04
Giordano, Mark	2005-06 to 2006-07
Bancks, Carter	2012-13
Arnold, Bill	2013-14
Hrivik, Marek	2017-18

47

Lapointe, Claude	1995-96
Giguere, J.S.	1998-99 to 1999-00
Ramholt, Tim	2007-08
Greentree, Kyle	2008-09
Baertschi, Sven	2011-12 to 2014-15

ALL-TIME SWEATER ROSTER CONTINUED

48

Nemisz, Greg	2010-11 to 2011-12
Van Brabant, Bryce	2013-14

49

Lombardi, Matthew	2003-04
Regehr, Richie	2005-06 to 2006-07
Ramage, John	2014-15
Shinkaruk, Hunter	2015-16 to 2016-17

50

Torgaev, Pavel	1999-00
Sabourin, Dany	2002-03 to 2003-04
Sieloff, Patrick	2015-16
Zagidulin, Artyom	2020-21

51

Gagner, Dave	1996-97
Mrozik, Rick	2002-03
Horak, Roman	2011-12 to 2012-13
Agostino, Kenny	2013-14, 2015-16

52

Bollig, Brandon	2015-16
Klimchuk, Morgan	2017-18

53

Morris, Derek	1997-98 to 2001-02
Gaudreau, Johnny	2013-14
Robinson, Buddy	2019-20 to 2020-21

54

Jones, David	2013-14
Andersson, Rasmus	2016-17 to 2018-19

55

Ramage, Rob	1987-88 to 1988-89
Sabourin, Ken	1990-91
Osiecki, Mark	1991-92
Miller, Brad	1993-94
Thompson, Rocky	1997-98
Smith, Steve	1998-99 to 2000-01
Pardy, Adam	2008-09
O'Brien, Shane	2013-14
Hanifin, Noah	2018-19 to 2020-21

56

Pelech, Matt	2008-09
Wotherspoon, Tyler	2013-14
Lomberg, Ryan	2017-18 to 2018-19
Gustafsson, Erik	2019-20

57

Begin, Steve	1997-98
Maki, Tomi	2006-07
Bouma, Lance	2010-11 to 2011-12
Poirier, Emile	2014-15
Grant, Derek	2015-16

58

Varlamov, Sergei	1997-98
Montador, Steve	2001-02
Moss, David	2006-07
Hanowski, Ben	2012-13 to 2013-14
Kylington, Oliver	2018-19 to 2020-21

59

Van der Gulik, David	2008-09
Reinhart, Max	2012-13 to 2014-15

60

Backlund, Mikael	2008-09 to 2009-10
Granlund, Markus	2013-14 to 2015-16

61

Negrin, John	2008-09
Kulak, Brett	2014-15 to 2017-18

62

Fata, Rico	1998-99
Nazarov, Andrei	1998-99 to 1999-00
Chucko, Kris	2008-09

63

Peters, Warren	2008-09
Bennett, Sam	2014-15
Ruzicka, Adam	2020-21

64

Hathaway, Garnet	2015-16 to 2016-17

65

Elson, Turner	2015-16

66

Brodie, T.J.	2010-11

67

Frolik, Michael	2015-16 to 2019-20

68

Jagr, Jaromir	2017-18

70

Domingue, Louis	2020-21

77

Jankowski, Mark	2016-17 to 2019-20

79

Ferland, Micheal	2014-15 to 2017-18

81

Simon, Dominik	2020-21

86

Jooris, Josh	2014-15

88

Mangiapane, Andrew	2017-18 to 2020-21

89

Quine, Alan	2018-19 to 2019-20
Nesterov, Nikita	2020-21

92

Nylander, Michael	1993-94 to 1997-98

93

Cammalleri, Michael	2011-12
Bennett, Sam	2015-16 to 2020-21

2021–22 NHL ON-ICE OFFICIALS

REFEREES

Anderson, Reid*	49
Beach, Cody*	45
Blandina, Brandon*	39
Brenk, Jake	26
Charron, Francis	6
Chmielewski, Tom	18
Dunning, Mitch*	43
Dwyer, Gord	19
Furlatt, Eric	27
Halkidis, Beaudry*	48
Hanson, Trevor	14
Hebert, Ghislain	22
Hebert, Jean	15
Joannette, Marc	25
Kea, Justin*	44
Kozari, Steve	40
Lambert, Pierre	37
L'Ecuyer, Frederick	17
Lee, Chris	28
Luxmore, Thomas John	21
MacDougall, Peter	38
Markovic, Michael	31
McCauley, Wes	4
McIsaac, Jon	2
Meier, Brad	34
Morton, Dean	36
Nicholson, Kendrick	30
O'Donnell, Conor*	41
O'Rourke, Dan	9
Pochmara, Brian	16
Pollock, Kevin	33
Rank, Garrett	7
Rehman, Kyle	10
Rooney, Chris	5
Samuels-Thomas, Jordan*	42
Sandlak, Carter*	47
Schlenker, Chris	3
Schrader, Brandon*	46
Skilliter, Graham	24
South, Furman	13
St-Laurent, Francois	8
St. Pierre, Justin	12
Sutherland, Kelly	11
Syvret, Corey	23
Walsh, Ian	29

LINESMEN

Alphonso, Shandor	52
Amell, Derek	75
Apperson, Caleb*	77
Baker, Tyson	88
Barton, Steve	59
Berg, Devin	87
Brisebois, David	96
Cherrey, Scott	50
Cormier, Michel	76
Daisy, Ryan	81
Deschamps, Jonathan	80
Devorski, Greg	54
Flemington, Kyle	55
Fournier, Julien	56
Galloway, Ryan	82
Gawryletz, Brandon	64
Gawryletz, Travis	67
Gibbons, Ryan	58
Hunt, Mitchell*	62
Johnson, Justin*	57
Kelly, Dan*	98
Knorr, Trent	74
Kovachik, Brad	71
MacPherson, Matt	83
Marquis, Jesse	86
McNamara, Kilian*	93
Mills, Bevan	53
Murchison, Kiel	79
Murray, CJ*	68
Murray, Jonny	95
Nagy, Kory	97
Nansen, Derek	70
O'Quinn, Ben	91
Pancich, Bryan	94
Rody, Vaughan	73
Shewchyk, Mark	92
Smith, Andrew	51
Suchanek, Libor	60
Tobias, James	61
Toomey, Travis	90

* Minor League Official

2021–22 NHL CRITICAL DATES

SEPTEMBER 2021

15 - Oct. 15	NHL Celebrates Hispanic Heritage Month
21	NHL Board of Governors Meeting (virtual)
22	Training camps open
25 - Oct. 9	NHL Preseason Games

OCTOBER 2021

3	Kraft Hockeyville™ USA 2020: Arizona Coyotes vs. Dallas Stars (El Paso County Events Center, El Paso, Tex.)
11	Deadline for teams to submit opening-day rosters (5 p.m. ET)
12	Opening night of 2021-22 NHL regular season (2 games)
12	Tampa Bay Lightning raise Stanley Cup banner (vs. Pittsburgh Penguins)
12	NHL's 32nd franchise, the Seattle Kraken play first regular season game (vs. Vegas Golden Knights at T-Mobile Arena)
12	ESPN / ESPN+ Inaugural Broadcast: Pittsburgh Penguins at Tampa Bay Lightning & Seattle Kraken at Vegas Golden Knights
13	NHL on TNT Inaugural Broadcast: New York Rangers at Washington Capitals & Chicago Blackhawks at Colorado Avalanche
23	Seattle Kraken play first home game at Climate Pledge Arena (vs. Vancouver Canucks)

NOVEMBER 2021 - *HOCKEY FIGHTS CANCER AWARENESS MONTH*

12 - 15	Hockey Hall of Fame Induction Weekend (Toronto, Ont.) - Class of 2020 Inductees: Jarome Iginla, Marian Hossa, Kevin Lowe, Doug Wilson, Kim St. Pierre (Player category); Ken Holland (Builder category)
12	Hockey Hall of Fame Game: Calgary Flames at Toronto Maple Leafs
20	New York Islanders play inaugural game at UBS Arena (vs. Calgary Flames)
26	2021 NHL Thanksgiving Showdown™: St. Louis Blues at Chicago Blackhawks
26	NHL Founders Day (1917)

DECEMBER 2021

TBA	U.S. Hockey Hall of Fame Induction (Inductees: Stan Fischler, Paul Holmgren, Peter McNab) and Celebration of Lester Patrick (Denver, Colo.)
7	Rematch of 2021 NHL Stanley Cup Final: Tampa Bay Lightning vs. Montreal Canadiens at Bell Centre
9 - 10	NHL Board of Governors Meeting (Manalapan, Fla.)
20 - 27	Holiday roster freeze in effect: For all players on an NHL active roster, injured reserve, or with non-roster and injured non-roster status as of 11:59 p.m. (local time) Dec. 19, a roster freeze shall apply through 12:01 a.m. (local time) Dec. 28, with respect to waivers, trades and loans, subject to the exceptions provided for in CBA Article 16.5 (d).
24 - 26	Holiday break (no scheduled practices – dressing rooms closed)
26 - Jan. 6	2022 IIHF Men's World Junior Championship (Edmonton/Red Deer, Alta.)

FEBRUARY 2022 - *NHL CELEBRATES BLACK HISTORY MONTH*

3 - 6	NHL All-Star Break (no games played)
3 - 5	No scheduled practices – dressing rooms closed
4	NHL Alumni Awards Luncheon hosted by Scotiabank – Honorees: TBA (Las Vegas, Nev.)
4	2022 NHL All-Star Skills™ (T-Mobile Arena, Las Vegas, Nev.)
5	2022 Honda NHL All-Star Game (Home of the Vegas Golden Knights, T-Mobile Arena, Las Vegas, Nev.)
7 - 22	NHL season paused: 2022 Beijing Winter Olympics
23	NHL regular season resumes
26	2022 Navy Federal Credit Union NHL Stadium Series™: Tampa Bay Lightning at Nashville Predators (Home of the NFL's Tennessee Titans, Nissan Stadium, in Nashville, Tenn.)
28 - Mar. 6	Hockey Week Across America (USA Hockey)

MARCH 2022 - *NHL CELEBRATES GENDER EQUALITY MONTH*

13	2022 Tim Hortons NHL Heritage Classic™: Toronto Maple Leafs vs. Buffalo Sabres (Tim Hortons Field, Hamilton, Ont.)
TBA	2022 NHL Trade Deadline (3 p.m. ET)

APRIL 2022 - *NHL CELEBRATES EARTH MONTH*

13 - 29	IIHF Men's World Championship (Tampere/Helsinki, Finland)
29 - June 4	2022 NHL Scouting Combine (LECOM Harborcenter, Buffalo, N.Y.)
TBA	2022 NHL Draft Lottery

MAY 2022 - *NHL CELEBRATES ASIAN & PACIFIC ISLANDER HERITAGE MONTH*

13 - 29	IIHF Men's World Championship (Tampere/Helsinki, Finland)
29 - June 4	2022 NHL Scouting Combine (LECOM Harborcenter, Buffalo, N.Y.)
TBA	2022 NHL Draft Lottery

JUNE 2022 - *NHL CELEBRATES PRIDE MONTH*

2-12	2022 CHL Memorial Cup (Saint John, NB)

JULY 2022

7-8	2022 NHL Draft™ (Bell Centre, Montreal, Que.)

AUGUST 2022

TBA	IIHF Women's World Championship (Denmark)

2021 STOCKTON HEAT CLUB DIRECTORY

HOCKEY CLUB PERSONNEL

Governor (AHL), President – Calgary Flames . . . . . John Bean
General Manager – Calgary Flames . . . . . Brad Treliving
Assistant General Manager – Calgary Flames . . . . . Craig Conroy
Assistant General Manager – Calgary Flames . . . . . Brad Pascall
Head Coach . . . . . Mitch Love
Assistant Coach . . . . . Joe Cirella
Assistant Coach . . . . . Don Nachbaur
Goaltending Coach . . . . . Thomas Speer
Strength & Conditioning Coach . . . . . Gord Farnell
Video Coach/Team Operations . . . . . Kohl Schultz
Head Equipment Manager . . . . . Peter Bureaux
Head Athletic Trainer . . . . . Bryan Erspamer
Assistant Equipment Manager . . . . . Ryan Campbell

HEAT STAFF

Operating Entity . . . . . Calgary Flames AHL Inc.
President . . . . . Jamie Cochrane
Director, Finance & Administration . . . . . Tess Jaurigue
Director, Game Operations . . . . . Joe Tichy
Senior Director, Communications & Marketing . . . . . Brandon Weiss
Director, Ticket Operations . . . . . Cheyenne Hawk
Director, Business Operations . . . . . Paul Bagan
Director, Broadcast & Community Relations . . . . . Mark Binetti
Manager, Ticket Sales . . . . . Derek Clappis
Retail & Group Sales Executive . . . . . Nick Pepple
Group Sales Executive . . . . . James Cole
Community Relations Executive . . . . . Tom Hager

INFORMATION

National Hockey League Affiliate . . . . . Calgary Flames
Website . . . . . stocktonheat.com
Arena . . . . . Stockton Arena
Arena Capacity 6,705
Dimensions . . . . . 200' x 85'

2020-21 AHL FINAL REGULAR SEASON STANDINGS

ATLANTIC DIVISION	GP	W	L	OTL	SOL	PTS	GF	GA
1 Providence	25	15	6	2	2	34	78	60
2 Hartford	24	14	9	1	0	29	82	74
3 Bridgeport	24	8	14	2	0	18	59	81

NORTH DIVISION	GP	W	L	OTL	SOL	PTS	GF	GA
1 Hershey	33	24	7	2	0	50	110	77
2 Lehigh Valley	32	18	7	4	2	43	96	92
3 Syracuse	32	19	10	3	0	41	120	93
4 Utica	28	16	11	0	1	33	89	88
5 Wilkes-Barre	32	13	13	4	2	32	92	107
6 Rochester	29	11	15	2	1	25	89	116
7 Binghampton	35	7	20	5	2	22	89	127

CANADIAN DIVISION	GP	W	L	OTL	SOL	PTS	GF	GA
1 Laval	36	23	9	3	1	50	113	87
2 Manitoba	36	18	13	3	2	41	109	102
3 Belleville	35	18	16	1	0	37	102	111
4 Toronto	35	16	17	0	2	34	111	119
5 Stockton	30	11	17	2	0	24	79	95

CENTRAL DIVISION	GP	W	L	OTL	SOL	PTS	GF	GA
1 Chicago	33	21	9	1	2	45	132	94
2 Cleveland	29	16	10	1	2	35	101	86
3 Grand Rapids	32	16	12	3	1	36	96	97
4 Iowa	34	17	13	4	0	38	107	113
5 Texas	38	17	18	3	0	37	117	124
6 Rockford	32	12	19	1	0	25	89	115

PACIFIC DIVISION	GP	W	L	OTL	SOL	PTS	GF	GA
1 Henderson	39	25	13	0	1	51	125	102
2 Bakersfield	39	24	14	0	1	49	129	104
3 San Diego	44	26	17	1	0	53	153	142
4 San Jose	36	15	15	4	2	36	105	127
5 Colorado	34	15	15	3	1	34	101	104
6 Ontario	40	17	19	4	0	38	136	149
7 Tuscon	36	13	20	3	0	29	103	126

2020-21 REGULAR SEASON STATISTICS

PLAYER	POS	GP	G	A	PTS	+/-	PIM	PPG	SHG
Adam Ruzicka	C	28	11	10	21	-12	10	2	0
Matthew Phillips	RW	30	8	13	21	-10	6	2	0
Luke Philp	C	30	8	9	17	-1	8	2	0
Connor Mackey	D	27	3	13	16	-3	33	0	0
Emilio Pettersen	LW	29	6	8	14	-5	6	2	0
Glenn Gawdin	C	22	4	9	13	0	23	1	0
Alex Petrovic	D	17	2	10	12	3	14	1	0
Martin Pospisil	LW	14	5	6	11	-1	35	3	0
Zac Leslie	D	30	3	7	10	-7	33	1	0
Connor Zary	C	9	3	4	7	2	4	0	0
Eetu Tuulola	RW	29	3	4	7	-7	12	0	1
Justin Kirkland	LW	16	2	5	7	-8	16	2	0
Giorgio Estephan	RW	19	2	5	7	-1	2	0	0
Alexander Yelesin	D	28	2	5	7	-5	18	0	0
Carl-Johan Lerby	D	22	0	7	7	-8	14	0	0
Mark Simpson	C	24	4	2	6	4	6	0	0
Colton Beck	LW	21	1	5	6	3	4	0	0
Colton Poolman	D	21	1	5	6	-4	5	0	0
Byron Froese	C	15	4	1	5	-1	8	1	0
Dmitry Zavgorodniy	RW	29	1	3	4	-4	2	0	0
Michael Stone	D	4	2	0	2	1	6	1	0
Greg Moro	D	6	1	1	2	1	6	0	0
Alex Gallant	LW	18	1	1	2	-2	69	0	0
Rob Hamilton	D	18	1	1	2	-5	4	0	0
Kris Bennett	C	9	0	2	2	2	0	0	0
Noah King	D	1	0	0	0	1	2	0	0
Tyler Parsons	G	1	0	0	0	0	0	0	0
Dominik Simon	RW	1	0	0	0	-2	0	0	0
Louis Domingue	G	3	0	0	0	0	0	0	0
Navrin Mutter	LW	3	0	0	0	0	2	0	0
Andrew Shortridge	G	3	0	0	0	0	0	0	0
Dustin Wolf	G	3	0	0	0	0	0	0	0
Rory Kerins	C	4	0	0	0	0	0	0	0
Walker Duehr	RW	5	0	0	0	-3	0	0	0
Koletrane Wilson	D	5	0	0	0	1	15	0	0
Yan Kuznetsov	D	6	0	0	0	0	4	0	0
Artyom Zagidulin	G	6	0	0	0	0	0	0	0
Garret Sparks	G	16	0	0	0	0	2	0	0

2020-21 REGULAR SEASON GOALIE STATISTICS

GOALIE	GP	MINS	GA	SO	GAA	W	L	OT	SA	SV%
Andrew Shortridge	3	151	4	0	1.58	1	0	1	83	0.952
Garret Sparks	16	891	40	0	2.69	5	10	0	461	0.913
Artyom Zagidulin	6	356	17	0	2.86	3	3	0	191	0.911
Dustin Wolf	3	148	8	0	3.24	2	1	0	76	0.895
Louis Domingue	3	178	12	0	4.04	0	2	1	85	0.859

2021-22 KANSAS CITY MAVERICKS CLUB DIRECTORY

HOCKEY CLUB PERSONNEL

President and CEO – Calgary Flames . . . . . John Bean
General Manager – Calgary Flames . . . . . Brad Treliving
Assistant General Manager – Calgary Flames. . . . . Craig Conroy
Assistant General Manager – Calgary Flames. . . . . Brad Pascall
General Manager/Head Coach . . . . . Tad O'Had
Assistant Coach . . . . . Riley Weselowski
Goaltending and Video Coach . . . . . Josh Robinson
Head Athletic Trainer. . . . . Nick Potter
Head Equipment Manager . . . . . Tony Deynzer

MAVERICKS STAFF

Team Owner. . . . . Lamar Hunt, Jr.
Chief Operating Officer . . . . . James Arkell
Team President. . . . . Mike Cukyne
Vice President of Finance and Administration . . . . . Zach Ballou
Vice President of Business Operations . . . . . Matt Magana
Director of Business Operations . . . . . Anna Podleski
Director of Corporate Partnerships . . . . . Carlos Ocampo
Director of Ticket Operations . . . . . Laura Faust
Senior Account Executive . . . . . Chris Kreiser
Brand Manager. . . . . Morgan Roberts
Corporate Sales Executive . . . . . Ryan Hiatt
Corporate Fulfillment and Ticket Manager. . . . . Jaimie Myers
Digital Marketing and Social Media Manager . . . . . Alex LeMay
Manager of Community Relations. . . . . Erica Schoeman
Manager of Finance and Administration . . . . . Nick Palmarine
Manager of Game Operations. . . . . Alexis Ludovici
Videographer . . . . . Trevor Allen
Account Executive . . . . . Alex Rowe
Team Store Manager . . . . . Veronica Wright
Radio Play-by-Play Announcer . . . . . Bob Rennison
Public Address Announcer . . . . . John Dale

INFORMATION

National Hockey League Affiliate. . . . . Calgary Flames
Website . . . . . kcmavericks.com
Arena . . . . . Cable Dahmer Arena
Arena Capacity 5,800
Dimensions. . . . . 200' x 85'

2020-21 ECHL FINAL REGULAR SEASON STANDINGS

WESTERN CONFERENCE

		GP	W	L	OTL	SOL	PTS	GF	GA
1	xy - Allen	72	45	23	3	1	94	236	196
2	x - Wichita	71	41	22	6	2	90	218	190
3	x - Fort Wayne	51	29	17	3	2	63	170	136
4	x - Utah	72	35	26	5	6	81	207	219
5	Tulsa	72	30	28	11	3	74	180	203
6	Kansas City	72	31	31	8	2	72	205	226
7	Rapid City	71	32	35	3	1	68	197	232

EASTERN CONFERENCE

		GP	W	L	OTL	SOL	PTS	GF	GA
1	xyz - Florida	69	42	19	5	3	92	233	193
2	x - Greenville	72	38	19	12	3	91	210	204
3	x - Indy	69	37	24	8	0	82	204	199
4	x - South Carolina	70	34	23	10	3	81	216	212
5	Orlando	72	36	29	6	1	79	218	232
6	Jacksonville	71	34	30	3	4	75	205	212
7	Wheeling	68	22	39	6	1	51	196	241

x - clinched playoff position | y - clinched division | z - regular season champion

2020-21 REGULAR SEASON STATISTICS

PLAYER	POS	GP	G	A	PTS	+/-	PIM	PPG	SHG
Brodie Reid	F	60	25	35	60	-13	14	7	1
Darik Angeli	F	61	18	33	51	5	54	8	0
Lane Scheidl	F	71	24	26	50	11	44	7	1
Rob Bordson	F	59	17	33	50	-12	10	8	0
Giorgio Estephan	F	40	13	31	44	-11	12	2	0
Marcus Crawford	D	63	12	30	42	2	83	6	0
Adam Brady	F	57	17	19	36	-4	16	3	3
Willie Corrin	D	48	11	25	36	3	72	4	0
Bryan Lemos	F	70	14	15	29	-1	24	3	0
Zach Osburn	D	44	7	19	26	-6	37	1	1
Nick Pastujov	F	49	8	17	25	1	30	1	0
Jared VanWormer	F	63	16	8	24	2	18	4	1
Matt Petgrave	D	60	1	13	14	-8	102	0	1
Boston Leier	F	54	6	5	11	-10	32	0	1
Phil Marinaccio	F	23	5	6	11	-13	10	1	0
C.J. Eick	F	67	2	6	8	-11	12	0	0
Greg Moro	D	17	2	6	8	1	14	0	0
Luke Bafia	D	37	3	4	7	-4	29	0	0
Loren Ulett	F	39	2	3	5	-8	78	0	0
Justin Woods	D	12	1	4	5	-4	12	0	0
Tommy Muck	D	47	0	4	4	-18	0	0	0
Koletrane Wilson	D	18	0	4	4	-2	6	0	0
Noah Delmas	D	35	1	3	4	-7	6	0	0
Connor Doherty	D	40	1	3	4	11	42	0	0
Kamerin Nault	F	13	0	3	3	-3	8	0	0
Austin Farley	F	19	0	3	3	-8	10	0	0
Ross Olsson	F	6	1	1	2	-5	18	0	0
Kris Myllari	D	26	1	1	2	4	4	0	0
Brendan Robbins	F	33	1	0	1	-7	6	0	1
Corbin Baldwin	D	28	0	1	1	-6	32	0	0
Anthony Rinaldi	F	5	0	0	0	-2	5	0	0
Kelly Bent	F	4	0	0	0	-2	18	0	0
Dylan Malmquist	F	5	0	0	0	-2	2	0	0
Robbie Holmes	F	1	0	0	0	-1	2	0	0
Anthony Collins	F	2	0	0	0	-2	0	0	0
Anthony Florentino	D	9	0	0	0	-5	2	0	0
Theo Calvas	D	2	0	0	0	1	0	0	0
Cole Candella	D	1	0	0	0	-1	0	0	0

2020-21 REGULAR SEASON GOALIE STATISTICS

GOALIE	GP	MINS	GA	SO	GAA	W	L	OT	SA	SV%
Angus Redmond	2	120	4	0	2.00	2	0	0	52	0.923
Sean Romeo	5	296	13	0	2.63	1	4	0	139	0.906
Matt Greenfield	25	1456	68	2	2.80	11	9	3	807	0.916
Andrew Shortridge	14	782	38	1	2.92	7	5	1	401	0.905
Matt Ginn	23	1361	68	2	3.00	9	9	4	714	0.905
Joel Rumpel	1	65	4	0	3.68	1	0	0	30	0.867
Taran Kozun	1	62	4	0	3.87	0	0	1	26	0.846
Sean Bonar	5	275	19	0	4.14	0	4	0	142	0.866

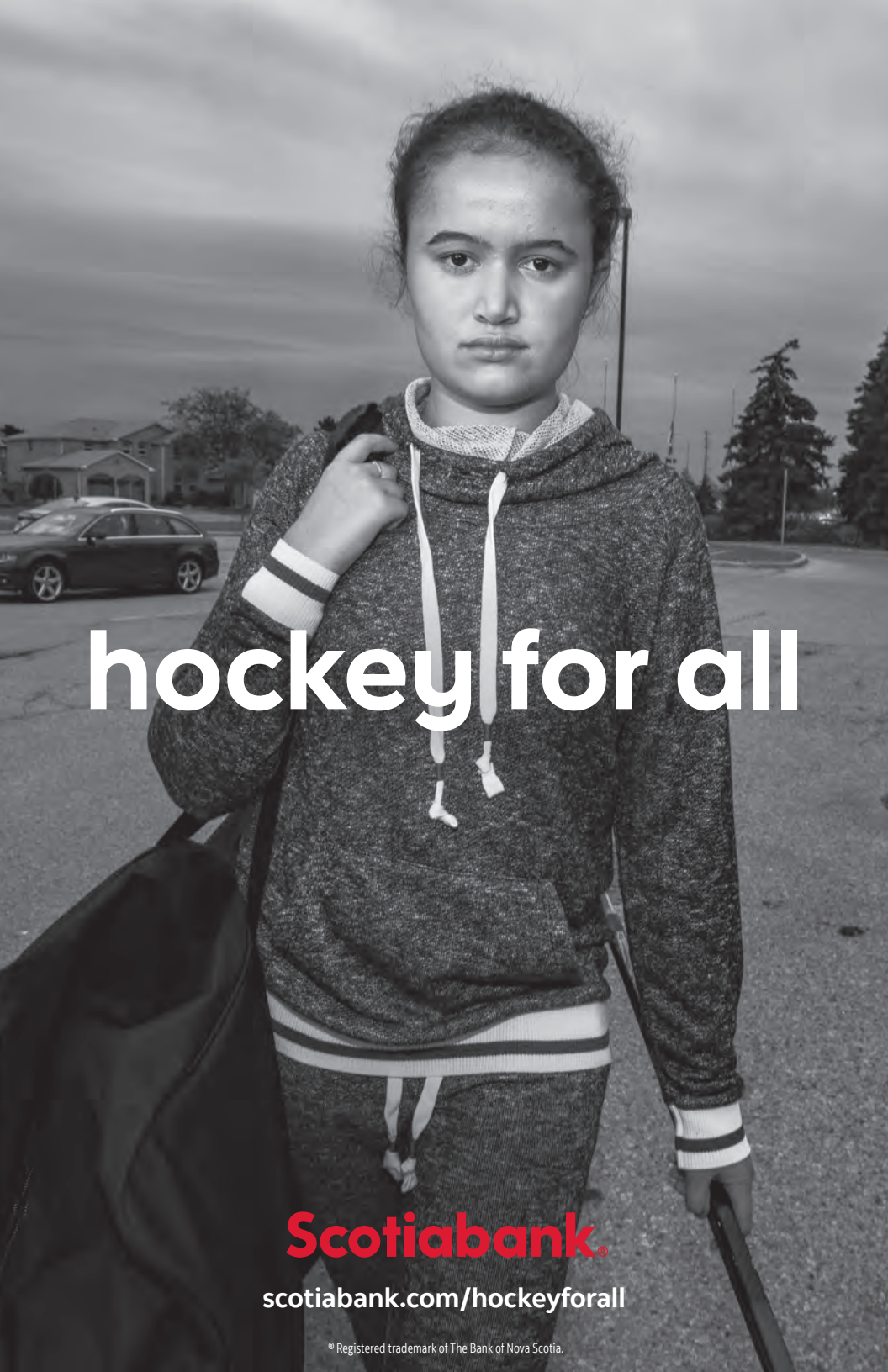
hockey for all
Scotiabank®
scotiabank.com/hockeyforall
® Registered trademark of The Bank of Nova Scotia.